

Office of Career Development

Executive Master of Public Health Program Graduate Employment Report 2017



EMORY

**ROLLINS
SCHOOL OF
PUBLIC
HEALTH**

Department	Total Graduates	Total Respondents	Response Rate
EMPH	43	40	93%

- ✓ The Executive Master of Public Health (EMPH) Class of 2017, with 43 graduates, includes those who graduated in August 2016, December 2016 and May 2017.
- ✓ The graduation information is collected at graduation and the unemployed receive monthly follow-ups through the first-year post-graduation until employment or continuing education is secured.
- ✓ The information in this report is self-reported survey data provided by the graduate.
- ✓ Data collection for this report was completed in May 2018, at the 12th month after the May 2017 graduation.
- ✓ Information collected includes employment sector, salary range, amount of time spent job searching and number of resumes sent.

Survey Respondents' Post-Graduation Employment Status

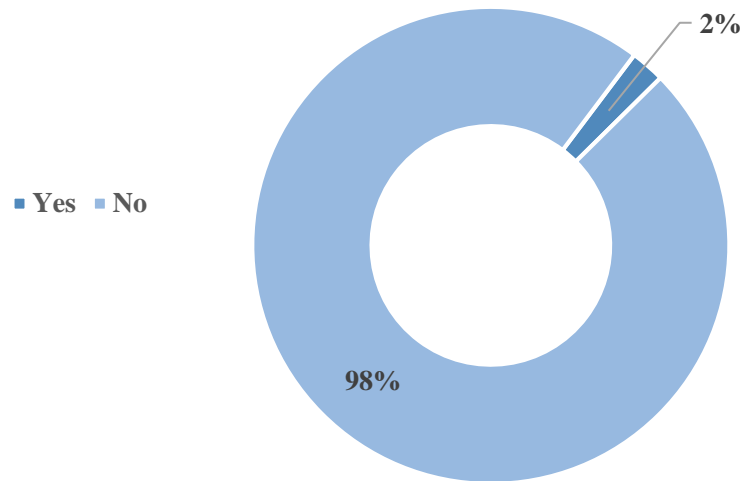
Of the 43 graduates, 40 graduates from the Executive Master of Public Health Program provided their post-graduation employment status through the completion of the Graduate Information Survey within the 12-month data collection period.*

	# of Graduates in Continuing Education	# of Graduates Not Seeking Work/Continuing Education	# of Graduates Seeking Work	# of Graduates Employed Full-time/Part-time	Did Not Respond to Survey (Unknown)	Total Graduates
TOTAL	1	3	4	32	3	43
RATE	2%	7%	9%	74%	7%	100%

* The data captured in the table above is required by the Council on Education for Public Health (CEPH).

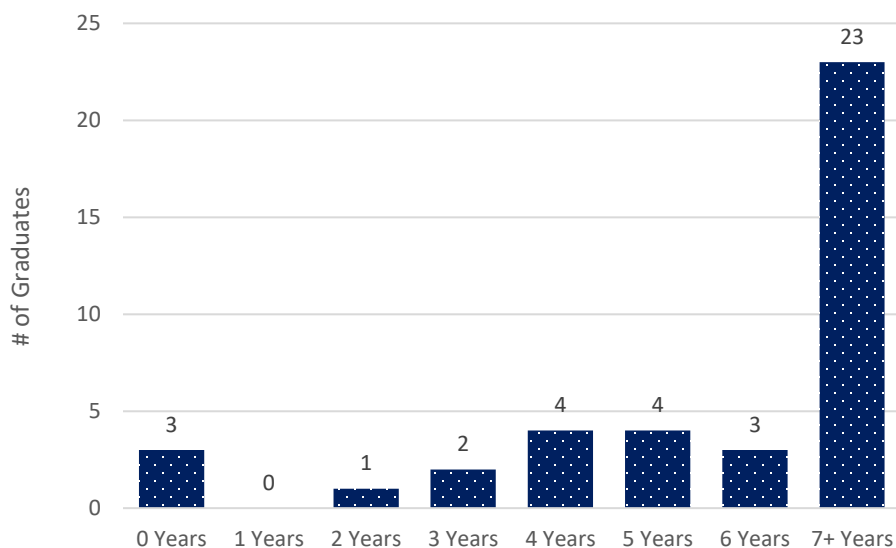
International Student Status (N = 43)

This chart indicates the percentage of international student graduates from the EMPH program with a MPH/MSPH degree.



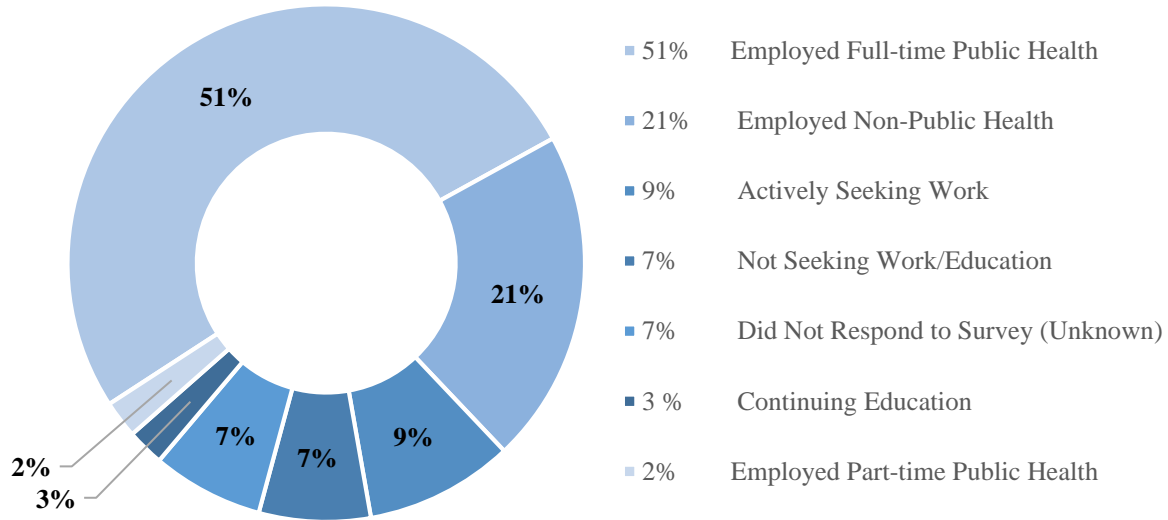
Years of Prior Work Experience (N = 40)

Upon enrolling in the MPH/MSPH program at the RSPH, 58% of graduates reported having seven (7) or more years of prior work (public health and non-public health) experience.



Employment Status (N = 43)

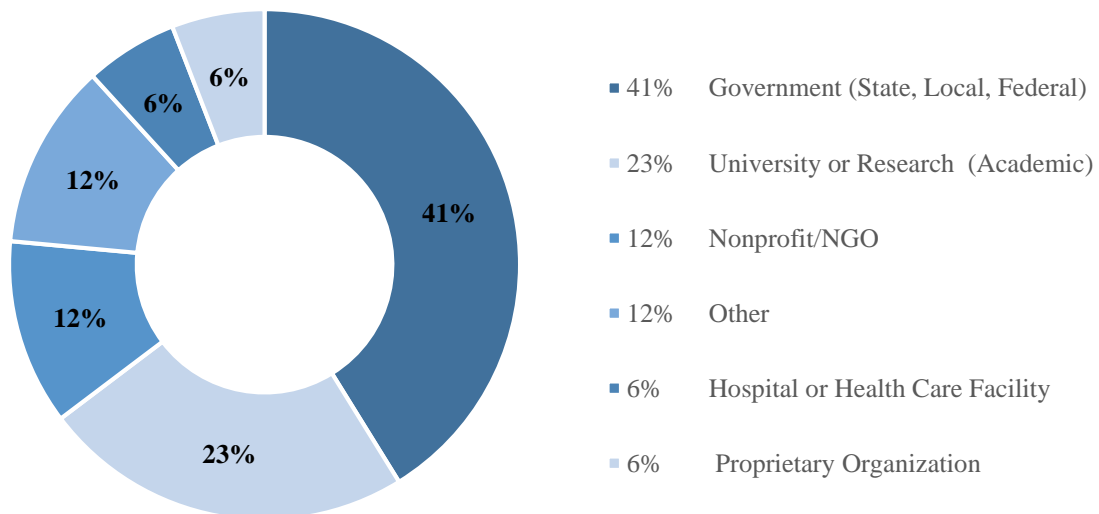
This chart indicates the employment status of the graduate class of 43 within 12 months post-graduation from the EMPH program.



The remainder of this report contains data from graduates reporting securing full-time/part-time employment. There were 32 graduates reporting securing full-time/part-time employment. Information on employer, sector, title, location and annual starting salary range was provided by 16-18 of the 32.

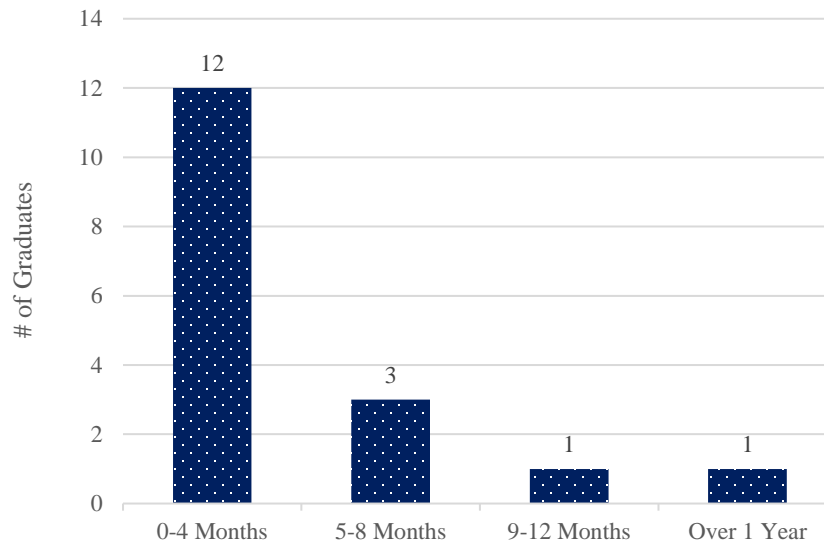
Employment by Sector (N = 17)

Of the 17 reporting graduates that secured employment within 12-months post-graduation, 41% reported being employed with the government (state, local, federal) agency.



Job Search Period (N = 17)

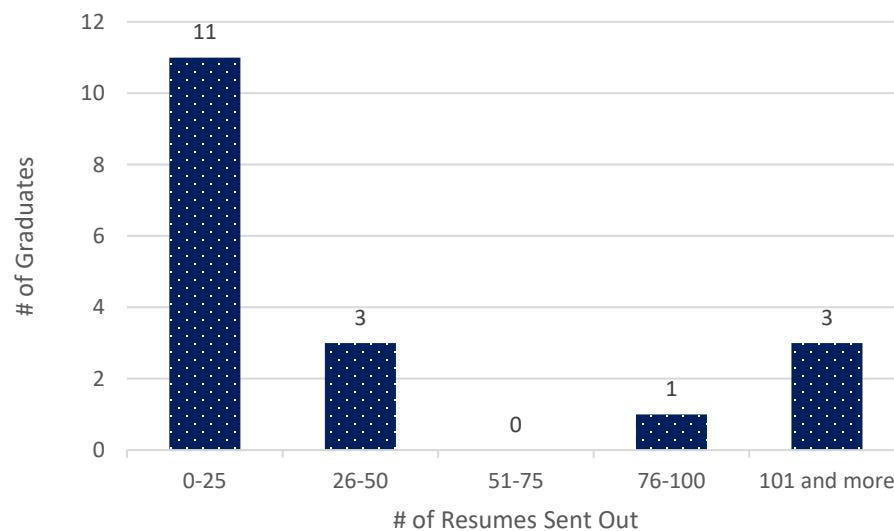
Within the first 4 months of starting the job search, 71% secured employment.*



*Many graduates begin seeking employment in the months prior to graduation.

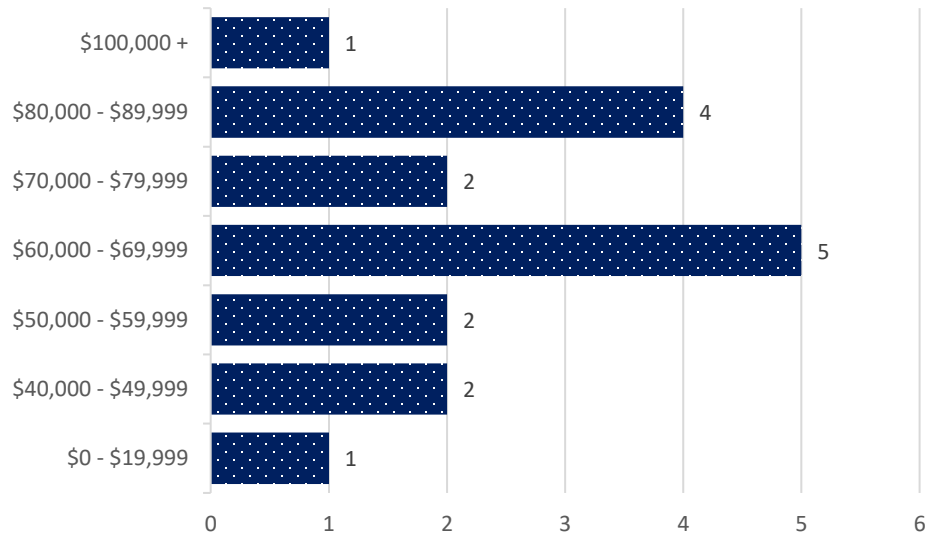
Number of Resumes Sent Out (N = 18)

During the job search period, 61% of graduates sent out no more than 25 resumes (average job search period is shown in the graph above).



Salary Range of Employed Graduates (N = 17)

The median starting annual salary range reported by EMPH graduates securing full-time/part-time employment is \$60,000 - \$69,999

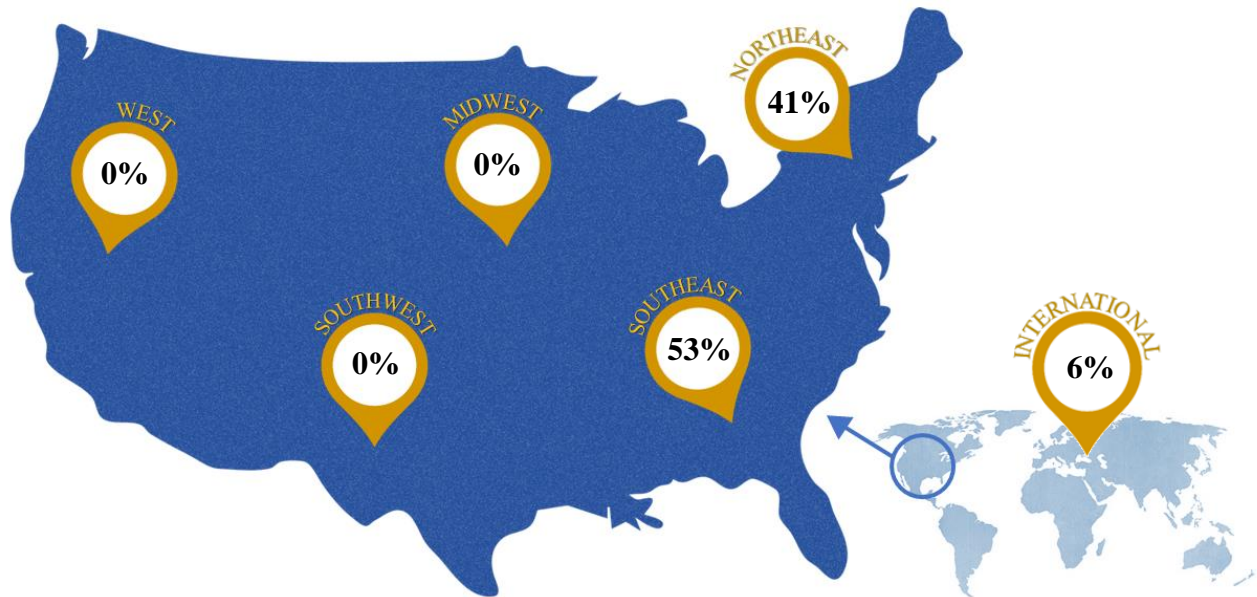


Median Salary Range by Employment Sector (N = 17)

Employment Sector	% of Employed Graduates	Median Salary Range
University or Research Institute (Academic)	24%	\$40,000 - \$49,999
Government (State, Local, Federal)	41%	\$60,000 - \$69,999
Hospital or Health Care Delivery Facility	6%	\$60,000 - \$69,999
Nonprofit/NGO	12%	\$70,000 - \$79,999
Proprietary Organization	6%	\$0,000 - \$19,999
Private Practice/Self-Employed	-	-
Other	12%	\$60,000 - \$69,999

Region of Employed Graduates (N = 17)

The region in which the 17 graduates reported being employed within 12-months post-graduation, along with percentage of employed graduates in the regions are represented below.

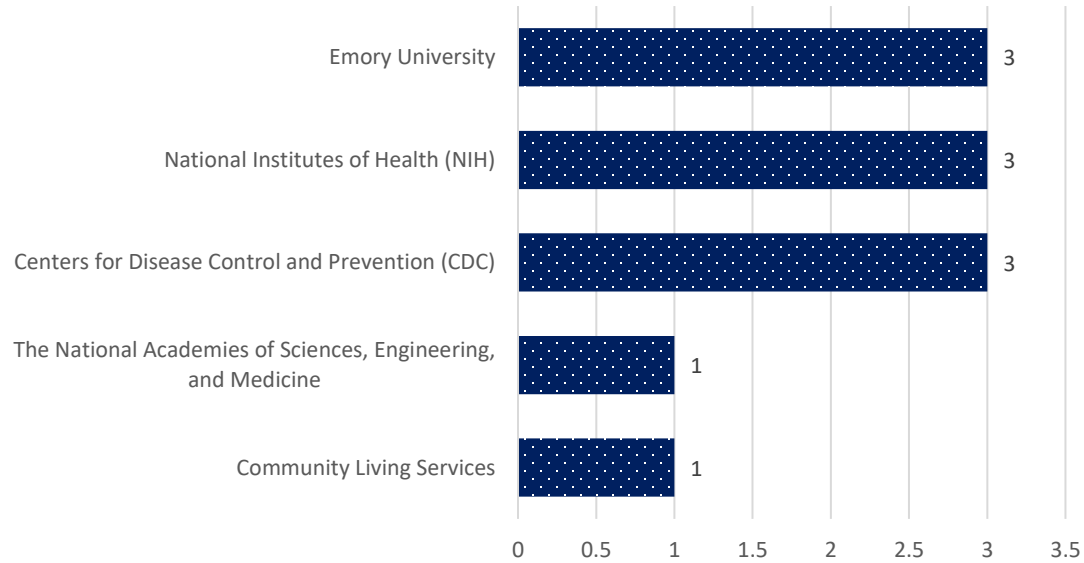


Region	# of Employed Graduates	% of Employed Graduates	Median Salary Range
International	1	6%	Not available*
Midwest	-	-	-
Northeast	7	41%	\$40,000 - \$49,999
Southeast	9	53%	\$50,000 - \$59,999
Southwest	-	-	-
West	-	-	-

*There were not enough respondent to determine a median without compromising confidentiality.

Top 5 Employers (N = 16)

The top 5 employers were identified from the organization names reported by graduates that accepted full-time/part-time employment within 12-months post-graduation.*



*Some graduates that identified CDC as their employer may also be ORISE fellows and vice versa

2017 Graduate Employers and Job Titles (N = 16)

The organization name and job title for the 16 graduates that reported this information appears in the table below.

ORGANIZATION NAME	JOB TITLE
American Foundation for Suicide Prevention	Program Director
Centers for Disease Control and Prevention (CDC)*	Program Analyst
	CDC Fellow
	Public Health Advisor
Children's Healthcare of Atlanta (CHOA)	Quantitative Analyst Intern
Community Living Services	Supports Coordinator
Emory University	Senior Research Specialist
	Clinical Trials Reg Spec
	Lead Research Specialist
Mount Sinai Beth Israel	Resident Physician
National Institutes of Health (NIH)	Senior Program Analyst
	Research Nurse Specialist
	Program Specialist
Optum, UnitedHealth Group	Population Health Management - Registered Nurse
The National Academies of Sciences, Engineering, and Medicine	Research Associate
University of Pittsburgh	Research Assistant Professor

*Some of the fellows may be on-site at CDC, but the information was not self-reported by the graduate.

Location of Employed Graduates (N = 17)

Atlanta, GA*
Bethesda, MD*
Michigan
New York, NY*
Pittsburgh, PA
Washington, DC

*Location reported by more than 1 graduate