

# OFFICE OF CAREER DEVELOPMENT EPIDEMIOLOGY GRADUATE REPORT 2014-2015



EMORY

ROLLINS  
SCHOOL OF  
PUBLIC  
HEALTH



# Epidemiology Graduate Report

Class of 2014-2015

- ✓ The Epidemiology (EPI) Class of 2014-2015, with 116 graduates, includes those who graduated in August 2014, December 2014 and May 2015.
- ✓ The graduation information is collected at graduation and the unemployed are followed-up at 3, 6 and 11 months post-graduation until employment is secured.
- ✓ The information in this report is self-reported survey data provided by the graduate.
- ✓ Data collection for this report was completed in April 2016, at the 11th month after the May 2015 graduation.
- ✓ Information collected includes salary range, amount of time spent job searching and number of resumes sent.



Department	Total Graduates	Total Respondents	Response Rate
EPI	116	114	98%



## Graduate Degree Status

Department	MPH	MSPH	Grand Total
EPI	105	11	116

## Survey Respondents' Post-Graduation Employment Status

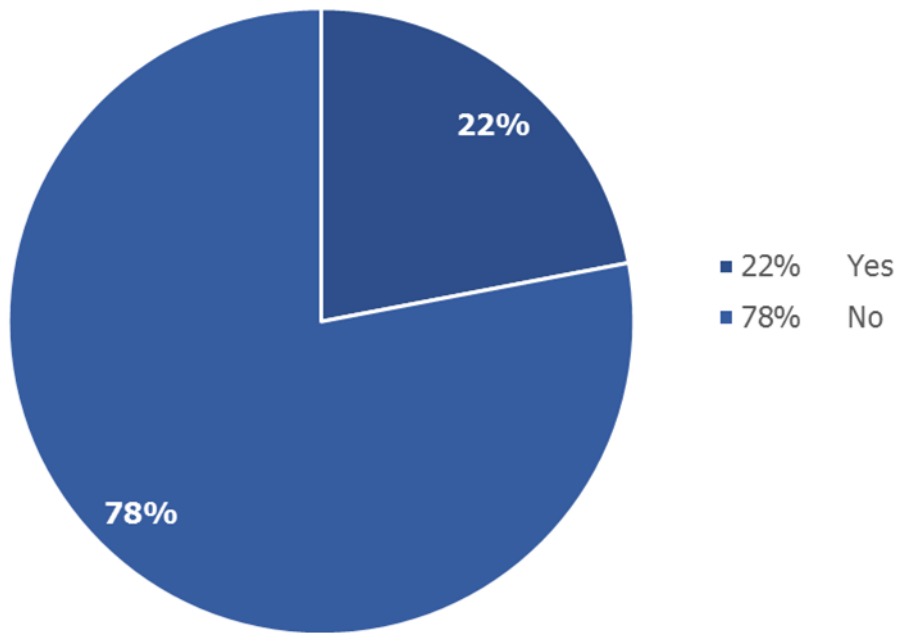
Of the 116 graduates from the Epidemiology Department, 114 provided their post-graduation employment status through the completion of the Graduate Information Survey over the 11-month data collection period.\*

Department	# of Graduates in Continuing Education	# of Graduates Not Seeking Work/ Continuing Education	# of Graduates Seeking Work	# of Graduates Employed Full-time/ Part-time	Did Not Respond to Survey (Unknown)	Total Graduates
Total	18	1	7	88	2	116
Rate	16%	1%	6%	76%	2%	100%

\*The data captured in the table above is required by the Council on Education for Public Health (CEPH).

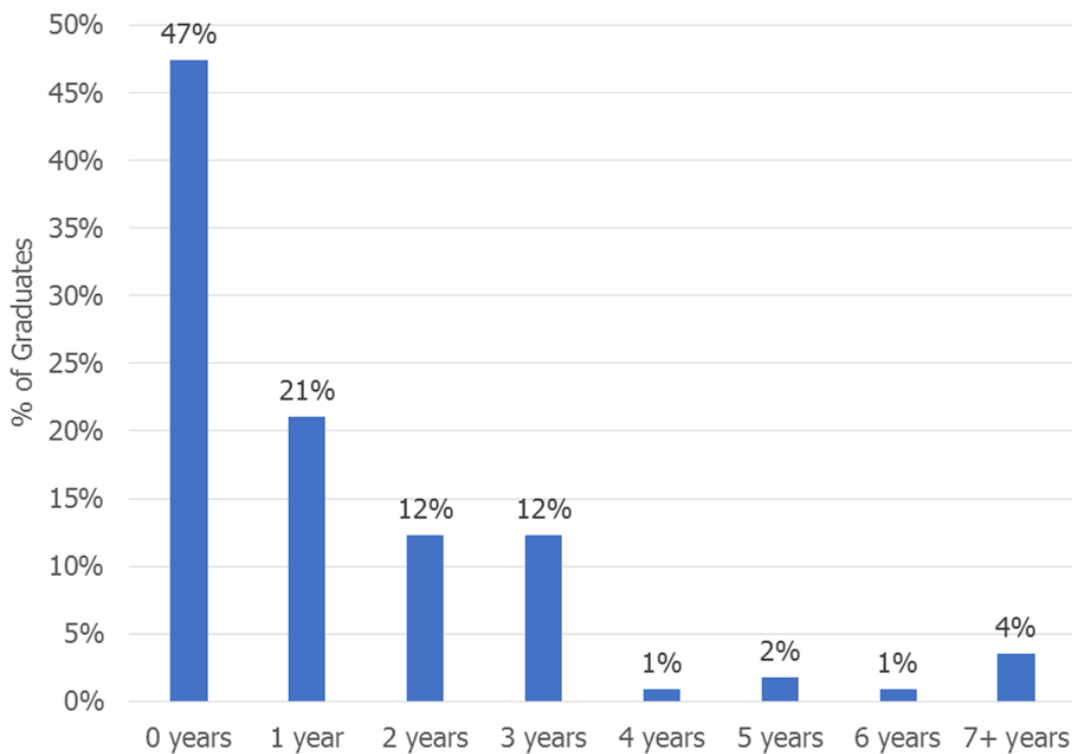
### International Student Status (N = 116)

This chart indicates the percentage of international student graduates from the EPI department with a MPH/MSPH degree.



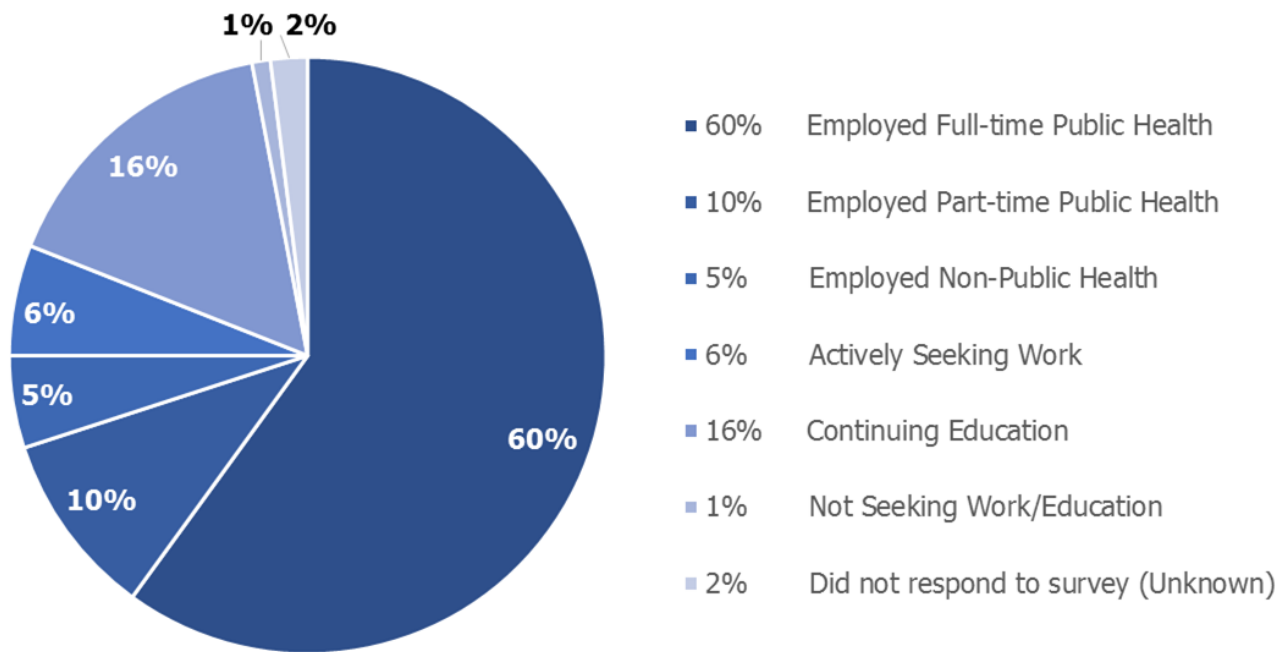
### Years of Prior Work Experience (N = 114)

Of the 114 graduates that responded to the survey, 54 (47%) reported having 0 years of prior work (public health and non-public health) experience upon enrolling in the MPH/MSPH program.



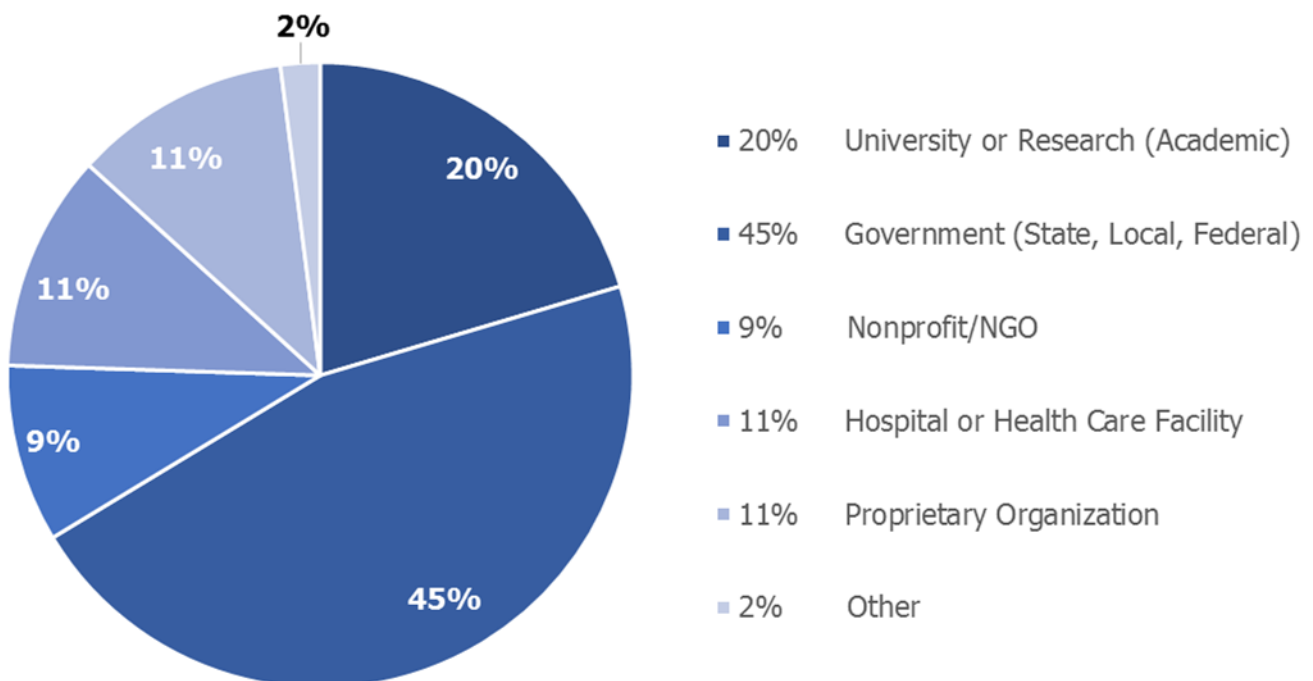
### Employment Status (N = 116)

This chart indicates the employment status of the graduated class of 116 within 11-months post-graduation from the EPI department.



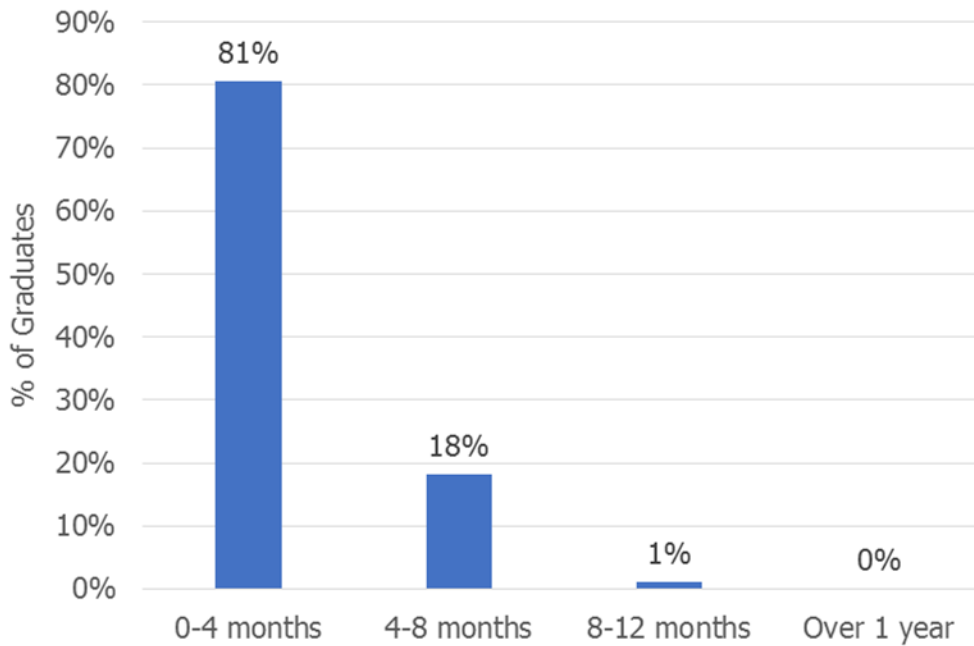
### Employment by Sector (N = 88)

Of the 88 graduates that secured employment within 11-months post-graduation, 40 (45%) reported being employed with the government (state, local, federal).



### Job Search Period (N = 88)

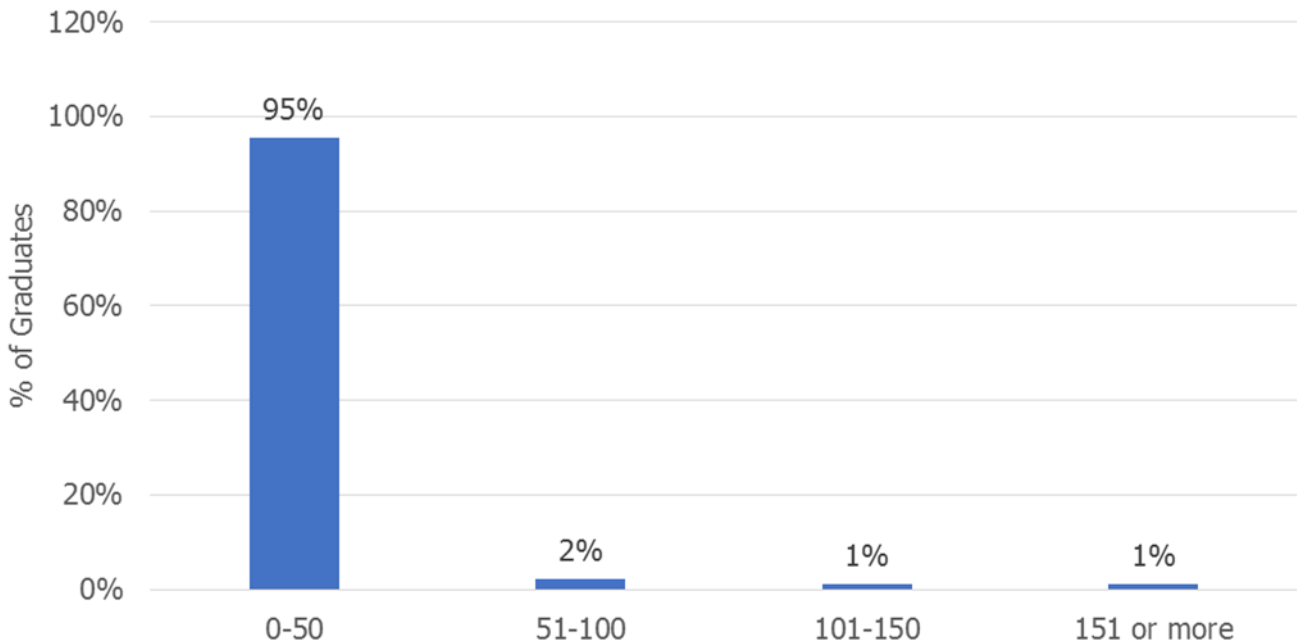
Of the 88 employed graduates who provided information regarding the job search period, 81% found employment within the first 4 months of beginning their job search.\*



\*Many graduates begin seeking employment in the months prior to graduation.

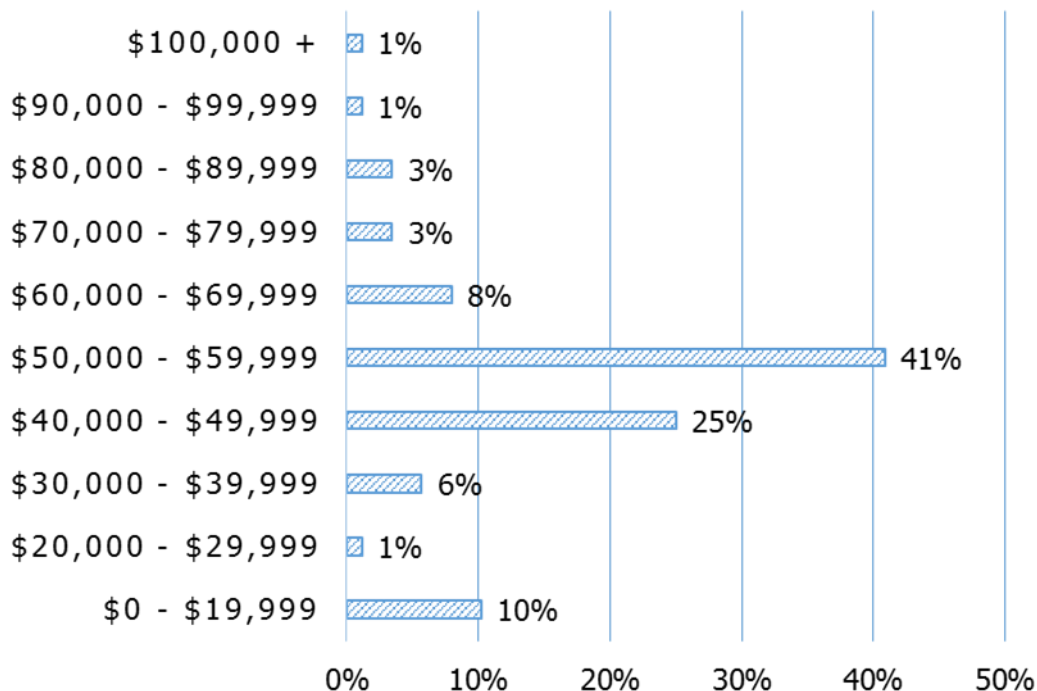
### Number of Resumes Sent Out (N = 88)

Among the 88 employed graduates, 95% sent out no more than 50 resumes during their job search period (average job search period is shown in the graph at the top of this page).



### Salary Range of Employed Graduates (N = 88)

All 88 graduates who accepted full-time and part-time employment reported salary information. Below is a representation of the starting annual salary ranges reported. The median starting salary range of the 88 full-time and part-time employed graduates from the EPI department is \$50,000—\$59,999.



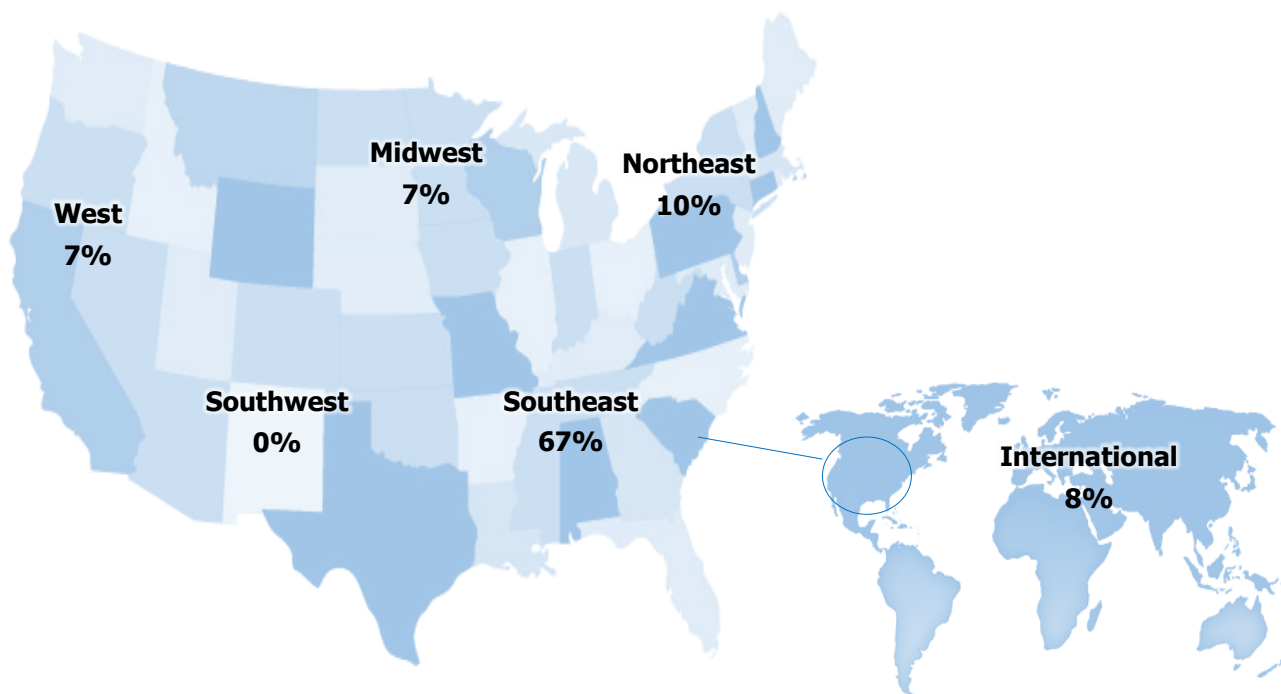
### Median Salary Range by Employment Sector (N = 88)

Of the 88 graduates who accepted full-time and part-time employment, 40 (45%) of graduates are employed with the government (state, local, federal).

Employment Sector	% of Employed Graduates	Median Salary Range
University or Research Institute (Academic)	20%	\$40,000—\$49,999
Government (State, Local, Federal)	45%	\$50,000—\$59,999
Hospital or Health Care Delivery Facility	11%	\$40,000—\$49,999
Nonprofit/NGO	9%	\$50,000—\$59,999
Proprietary Organization	11%	\$50,000—\$59,999
Other	2%	\$50,000—\$59,999

## Region of Employed Graduates (N = 88)

Among the 88 graduates who accepted full-time and part-time employment, the region where they reported being employed is shown below along with the percentage of graduates employed in the region.



Region	# of Employed Graduates	% of Employed Graduates	Median Salary Range
International	7	8%	\$30,000—\$39,999
Midwest	6	7%	\$40,000—\$49,999
Northeast	9	10%	\$50,000—\$59,999
Southeast	59	67%	\$50,000—\$59,999
West	6	7%	\$50,000—\$59,999
Not Provided by Respondent	1	1%	\$50,000—\$59,999

**2014-2015 Graduate Employers and Job Titles (N = 88)**

All 88 graduates that accepted full-time or part-time employment provided the name of their employer and job title. Appearing below in order by organization name.

<b>ORGANIZATION NAME</b>	<b>JOB TITLE</b>
Aarhus University	Research Assistant
Agility Clinical	Biostatistician
American Cancer Society	Research Analyst
Association of Schools and Programs of Public Health (ASPPH)	Global Epidemiologist Fellow
Association of State and Territorial Health Officials (ASTHO)	Analyst, Health Promotion and Disease Prevention
AstraZeneca China	Clinical Informatics Scientist
Battelle Memorial Institute	Researcher
Carter Consulting, Inc.	Epidemiology Consultant Management Analyst
Centers for Disease Control and Prevention (CDC)	Cancer Science Research Fellow
	Country Manager
	Evaluation Fellow
	Fellow
	Health Scientist
	Maternal Mortality Mapping (ORISE) Fellow
	ORISE fellow (10)
	ORISE Fellow / Technical Research Assistant
	ORISE Fellow, DHDSP
	ORISE Research Fellow
Cepheid	Program Officer Public Health Analyst
Cepheid	Biostatistician
Children's Healthcare of Atlanta (CHOA)	Epidemiologist Research Coordinator, Bone Marrow Transplants
China CDC	Epidemiologist
Cleveland Clinic	Resident Physician
Cochrane Collaboration	Researcher
Columbia University	Site Coordinator
Council of State and Territorial Epidemiologists (CSTE)	Associate Research Analyst (2)
Denver Health	Researcher I
Department of Human Services	Operations Analyst
Duke University	Assistant Professor in Ob/Gyn
Emory University/Healthcare	Data Abstractor
	Data Analyst (2)
	Jr. Public Health Program Associate
	Public Health Program Associate (2)
	Research Assistant (2)
	Research Coordinator Research Specialist



<b>ORGANIZATION NAME</b>	<b>JOB TITLE</b>
Emory University/Healthcare	Volunteer Research Assistant
GDH Governmental Service	Epidemiologist
	CSTE Fellow
Georgia Department of Public Health (GDPH)	Epidemiologist Data Analyst
	PS: EPIDEMIOLOGIST (WL) / EPI II – HIV AIDS
Grady Health System	Physician Assistant
	Research Assistant
Harvard University/Brigham and Women's Hospital	Internal Medicine Resident
ICF International	Scientific Data Analyst
IMS Consulting Group	Analyst
Kaiser Permanente	Epidemiology Analyst
Karna LLC	Epidemiologist I
La-ser Analytica	Analyst
Leidos	Public Health Intern
Marin County Health and Human Services	CSTE Applied Epidemiology Fellow
Massachusetts General Hospital	Research Assistant II
Minnesota Office of the Legislative Auditor	Program Evaluation Specialist
National Institutes of Health (NIH)	Data Manager
Northwestern University	Resident
	Epidemiologist Fellow
Oak Ridge Institute for Science and Education (ORISE)*	ORISE Fellow - Surveillance Operations Team
	Orise Research Participant
Pathfinder International	Research and Metrics Coordinator
PricewaterhouseCoopers (PwC)	Experienced Associate
State of Michigan Department of Health & Human Services	Tuberculosis Control Unit Epidemiologist
Stroger Cook County Hospital	Resident Physician
The Carter Center	Trachoma Indicator Coordinator
The University of Michigan	Research Assistant
United States Agency for International Development (USAID)	Malaria Case Management Intern
US Army Public Health Command	ORISE Post-graduate Fellow
US Peace Corps	Rural Community Health Specialist
UW Family Medicine Residency Program	Resident Physician
Virginia Department of Health	Analyst
Wake Forest Baptist Health	Associate Project Manager
Wellcentive	Project Manager
	Technical Implementation Analyst

\*Some of the fellows may be on-site at CDC, but the information was not self-reported by the graduate.

**Location of Employed Graduates (N = 88)**

Aarhus, Denmark	Chicago, IL*	Richmond, VA
Aberdeen Proving Ground, MD	China	Saint Paul, MN
Alpharetta, GA*	Cleveland, OH	San Diego, CA
Ann Arbor, MI	Dar es Salaam, Tanzania	Seattle, WA
Arlington, VA	Denver, CO	Shanghai, China*
Atlanta, GA*	Durham, NC	Sunnyvale, CA
Austria	Lansing, MI	Washington, DC
Benin, West Africa	Marin County, CA	Watertown, MA
Bethesda, MD	Montgomery, AL	Winston Salem, NC
Boston, MA*	New York, NY*	
Bronx, NY	Not provided by respondent	
Chamblee, GA	Oakland, CA	

\*Location reported by more than 1 graduate