

OFFICE OF CAREER DEVELOPMENT
EPIDEMIOLOGY GRADUATE REPORT 2013-2014



EMORY

ROLLINS
SCHOOL OF
PUBLIC
HEALTH



Epidemiology Graduate Report

Class of 2013-2014

- ✓ The Epidemiology (EPI) Class of 2013-2014, with 108 graduates, includes those who graduated in August 2013, December 2013 and May 2014.
- ✓ The graduation information is collected at graduation and the unemployed are followed-up with at 3, 6 and 11 months post-graduation.
- ✓ Data collection for this report was completed in April 2015, at the 11th month after the May 2014 graduation.
- ✓ Information collected includes salary range, amount of time spent job searching and number of resumes sent.



Department	Total Graduates	Total Respondents	Response Rate
EPI	108	104	96%



Graduate Degree Status

Department	MPH	MSPH	Grand Total
EPI	104	4	108

Survey Respondents' Post-Graduation Employment Status

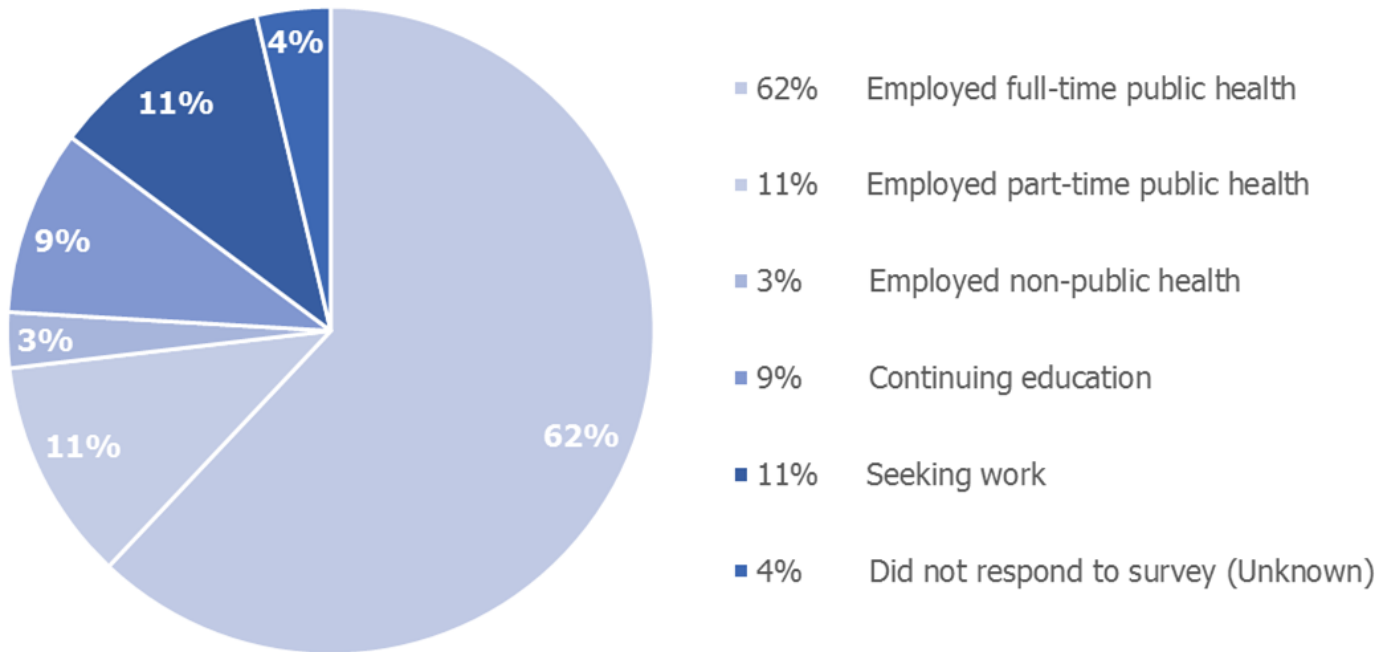
Of the 108 graduates, 104 provided their post-graduation employment status through the completion of the Graduate Information Survey.*

Department	# of Graduates in Continuing Education	# of Graduates Not Seeking Work/ Continuing Education	# of Graduates Seeking Work	# of Graduates Employed Full-time/ Part-time	Did Not Respond to Survey (Unknown)	Total Graduates
Total	10	0	12	82	4	108
Rate	9%	0%	11%	76%	4%	100%

*The data captured in the table above is required by the Council on Education for Public Health (CEPH).

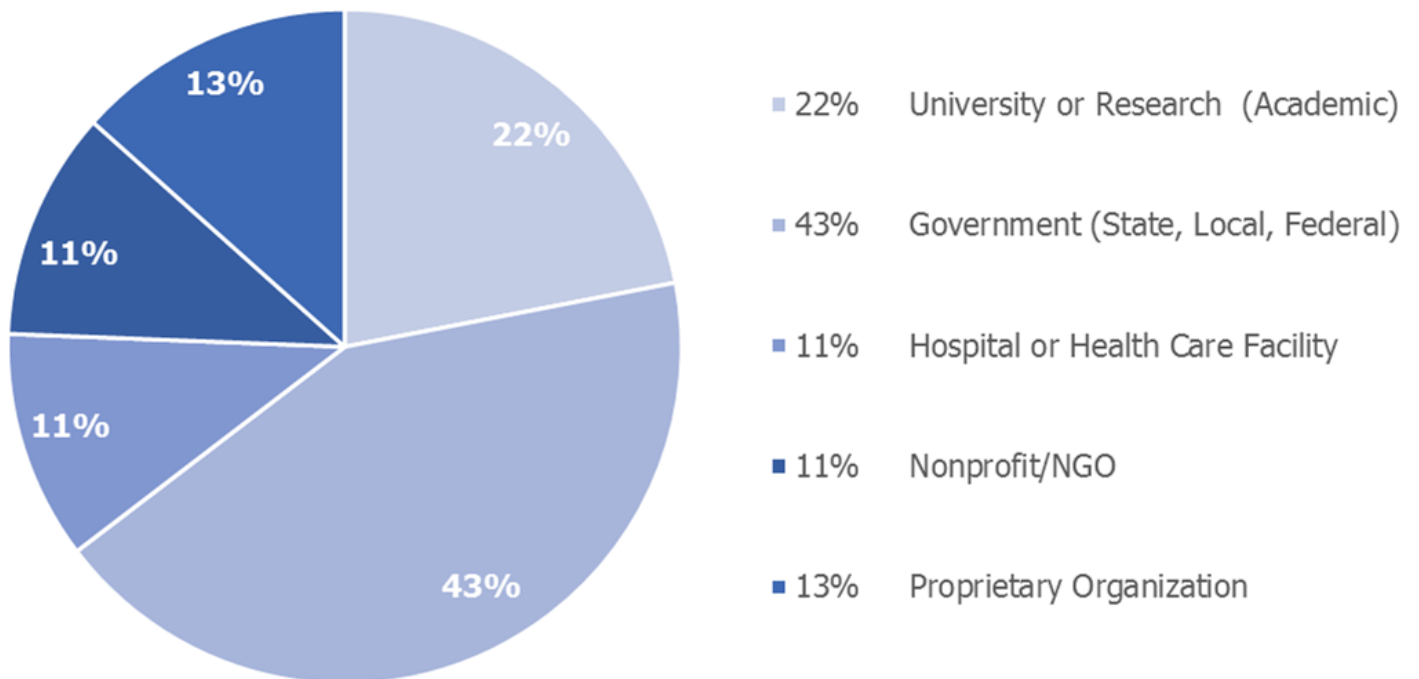
Employment Status (N = 108)

This chart indicates the status of the graduated class of 108.



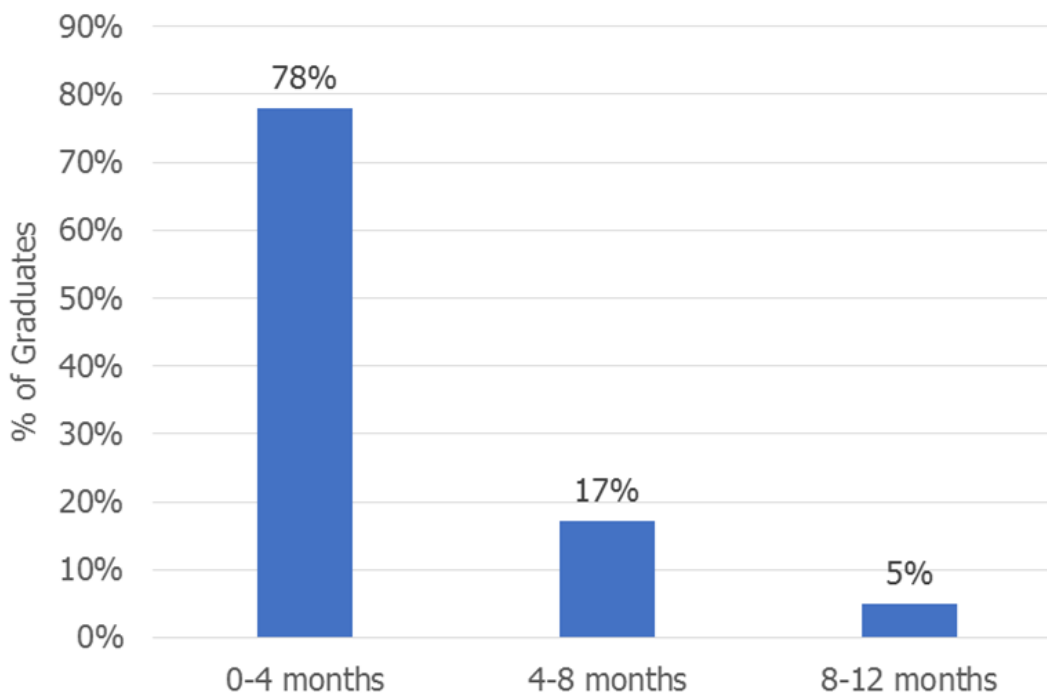
Employment by Sector (N = 82)

Among the 108 graduates, 82 (76%) reported that they are employed and provided information regarding their employment sector.



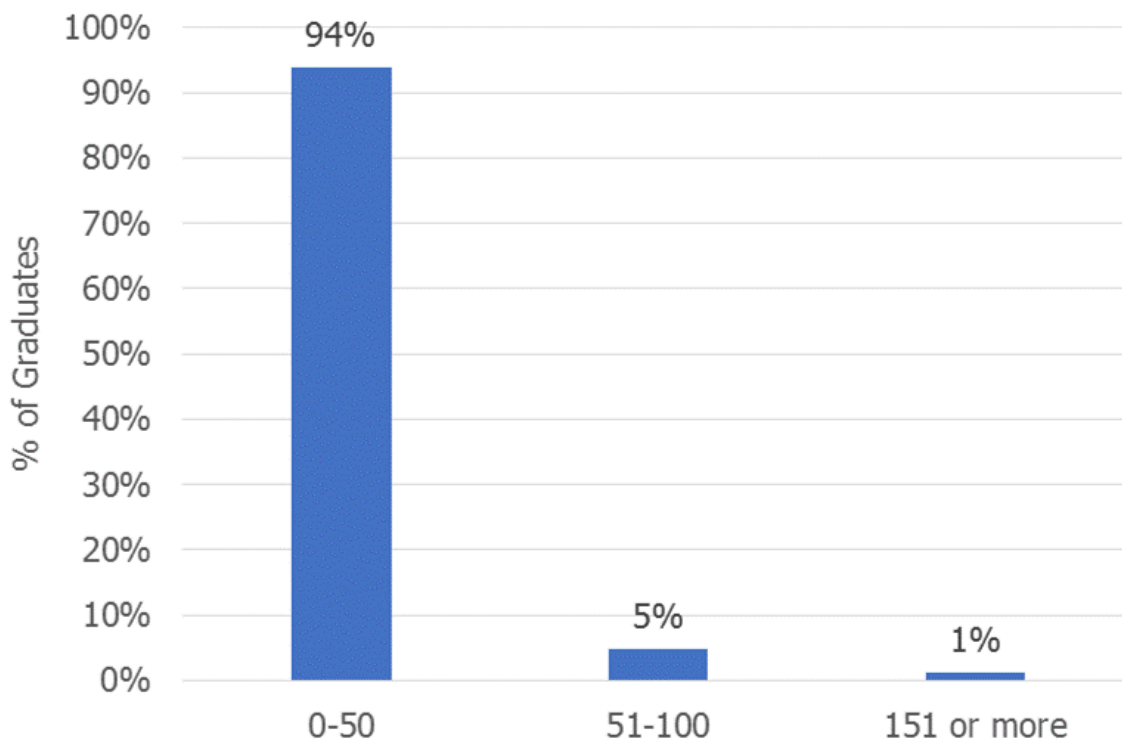
Job Search Period (N = 82)

Among the 82 employed graduates who provided information regarding the time taken to find employment, 78% found employment within the first 4 months of beginning their job search.



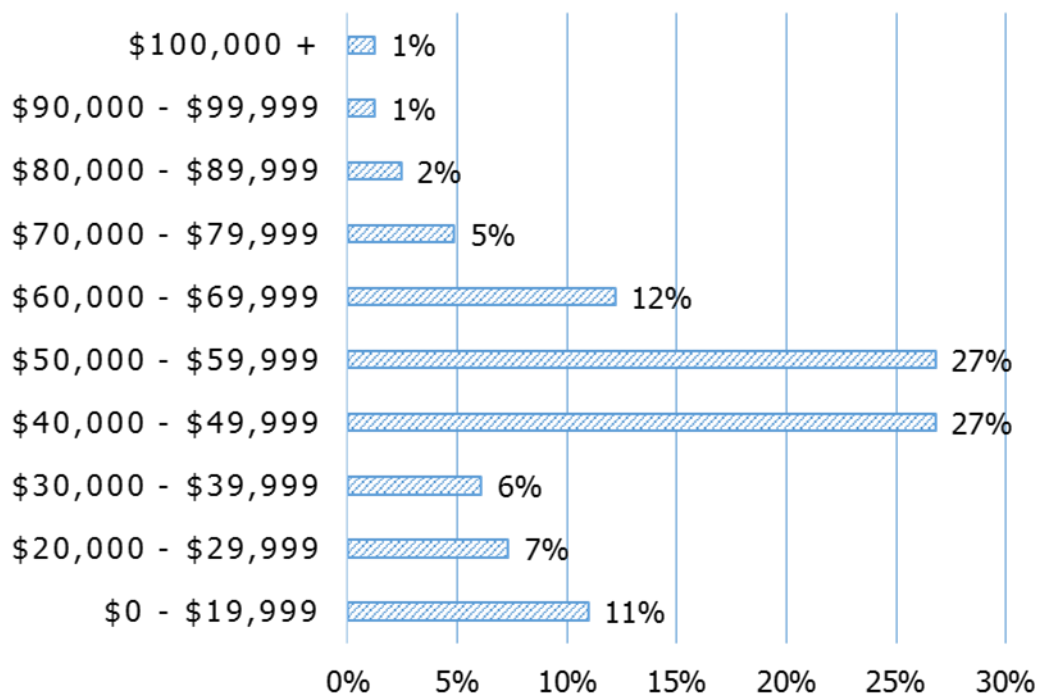
Number of Resumes Sent Out (N = 82)

Among the 82 employed graduates, 94% sent out no more than 50 resumes during their job search period.



Salary Range of Employed Graduates (N = 82)

Among the 82 graduates who accepted full-time and part-time employment reported salary information. Below is a representation of the average starting annual salary ranges. The average starting salary range of the 82 full-time and part-time employed graduates is \$40,000—\$49,999.



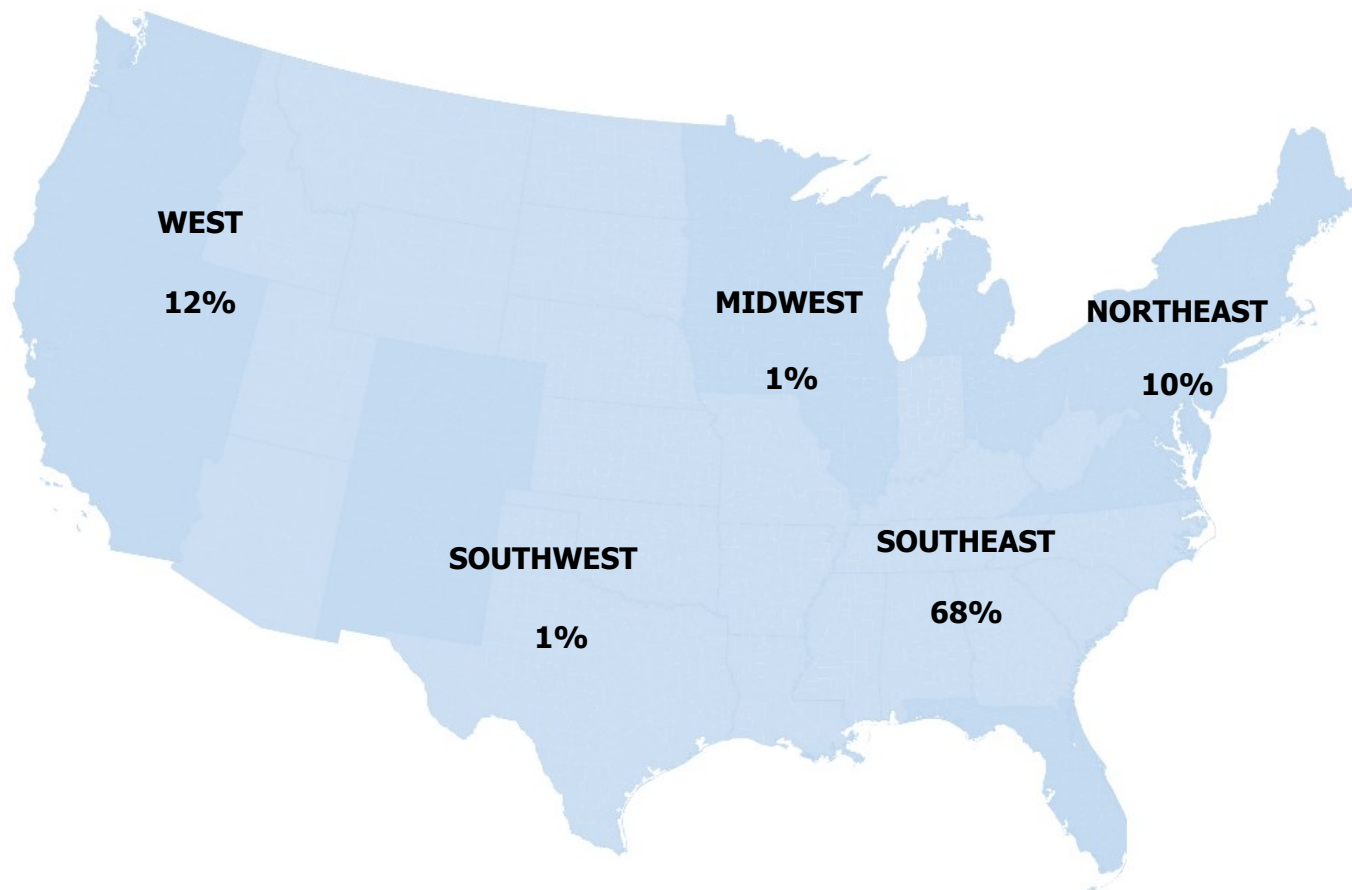
Median Salary Range by Employment Sector (N = 82)

Among the 82 graduates who accepted full-time and part-time employment, 27% of graduates are employed with a median starting salary range of \$40,000-\$49,999.

Employment Sector	% of Employed Graduates	Median Salary Range
University or Research Institute (Academic)	22%	\$40,000—\$49,999
Government (State, Local, Federal)	43%	\$50,000—\$59,999
Hospital or Health Care Delivery Facility	11%	\$50,000—\$59,999
Nonprofit/NGO	11%	\$70,000—\$79,999
Proprietary Organization	13%	\$60,000—\$69,999

Region of Employed Graduates (N = 82)

Among the 82 graduates who accepted full-time and part-time employment, the region where they reported being employed is shown below along with the percentage of graduates employed in the region.



Region	% of Employed Graduates	Median Salary Range
International	7%	\$40,000—\$49,999
Midwest	1%	\$0—\$19,999
Northeast	10%	\$40,000—\$49,999
Southeast	68%	\$50,000—\$59,999
Southwest	1%	\$40,000—\$49,999
West	12%	\$40,000—\$49,999

2013-2014 Graduate Employers and Job Titles (N = 81)

Among the 82 graduates that accepted full-time or part-time employment, 81 provided the name of their employer and their job title. Below are all 81 that were reported in order by organization name.

ORGANIZATION NAME	JOB TITLE
"Name not provided"	Data Analyst
Abt Associates	Analyst
American Cancer Society	Epidemiologist
Arizona Department of Health Services	Epidemiologist Specialist II
Atlanta Research and Education Foundation	Research Coordinator
Beth Israel Deaconess Medical Center	Research Fellow
Blue Lake Fine Arts Camp	Assistant Camp Health Director
Cambia Health Solutions	Consulting Research Analyst
Carolinas Cord Blood Bank	Clinical Trials Assistant II
Centers for Disease Control and Prevention (CDC)	ORISE Fellow (6)
	Epidemiologist (2)
	Preventive Medicine Resident
	Medical Epidemiologist
	ORISE Fellow- Scientist/Evaluation Epidemiologist
	Regular Fellow
	Research Fellow
CDC - NCBDD	CSTE Applied Epidemiology Fellow
CDC - NCBDD	ORISE Fellow
CDC Birth Defects Branch	ORISE Fellow (2)
Center for Global Safe Water	Research Specialist
Children's Healthcare of Atlanta	Research Coordinator
	Research Assistant
Colorado Department of Public Health & Environment	CDC/CSTE Applied Epi Fellow
CSTE	Associate Research Analyst
DeKalb County Board of Health	YRBS Survey Administrator
Deloitte LLP	Consultant
EcoHealth Alliance	Geospatial Analysis Technician
Emory Palliative Care Center	Research Manager
Emory Transplant Center	Research Intern
Emory University	Postdoc
	Clinical Research Coordinator
	Information Analyst
	Grad Research Assistant
Emory University graduate medical education	Resident physician
Emory University Hospital Midtown	Infection Prevention Coordinator
Emory University, Rollins School of Public Health	GRA
	Research Assistant
	Information analyst

ORGANIZATION NAME	JOB TITLE
Emory University, Rwanda Zambia HIV Research	Intern
Emory University School of Medicine	Resident
Emory Vaccine Center Hope Clinic	Study Coordinator/Analyst
Florida Department of Health	CDC/CSTE Applied Epidemiology Fellow
Gavi Alliance	Consultant
Georgia Division of Family and Children Services	Data Analyst
Hawaii Department of Health	Epidemiology Specialist III
Health Research Associates	Research Associate
ICF International	Public Health Analyst (2)
International Medical Corps	Monitoring and Evaluation Assistant
Linda Lindsey	Resident Physician
Montana Department of Public Health	Epidemiologist
National Cancer Center	Medical epidemiologist
Northrop Grumman	Health Research Analyst
NYC Department of Health and Mental Hygiene	City Research Scientist
NYU School of Medicine	Internal medicine resident physician
Oregon Health and Sciences University	Resident
Pathway Community Network	Data Analyst
PPD Development LLC	Clinical Research Associate
PricewaterhouseCoopers LLP (PwC)	Health Industries Experienced Associate
Rhode Island Department of Health	Public Health Epidemiologist
Sacred Valley Health	Monitoring and Evaluation Coordinator
Seoul National University	International Research Coordinator
Seoul National University Hospital	Researcher
Tennessee Department of Health	CDC/CSTE Applied Epidemiology Fellow
The Lewin Group	Research Consultant
The Myers Group	Analytics Intern
U.S. Peace Corps	Health Volunteer
UCLA	Public Administration Analyst
UCSD	RESEARCHER
US Navy and Marine Corps Public Health Center	ORISE Fellow
USAID Global Health Fellows	Geographic Information Systems Intern
Virginia Department of Health	Surveillance Coordinator
Wellcentive	Data Quality Analyst (2)

Location of Employed Graduates (N = 81)

Alpharetta, GA

Arkansas

Atlanta, GA

Boston, MA

California

Chamblee, GA

Decatur, GA

Denver, CO

Duluth, GA

Durham, NC

Falls Church, VA

Geneva, Switzerland

Helena, Montana

Honolulu, HI

Los Angeles, CA

Nashville, TN

New York, NY

Ollantaytambo, Peru

Oregon

Phoenix, AZ

Portsmouth, VA

Portland, OR

Providence, RI

Richmond, VA

Roswell, GA

Seattle, WA

Seoul, Korea

Seoul, South Korea

Tallahassee, FL

Tokyo

Twin Lake, MI

Washington, DC

Wilmington, NC

Zambia