



Office of Career Development

2020 RSPH ALUMNI
SURVEY REPORT

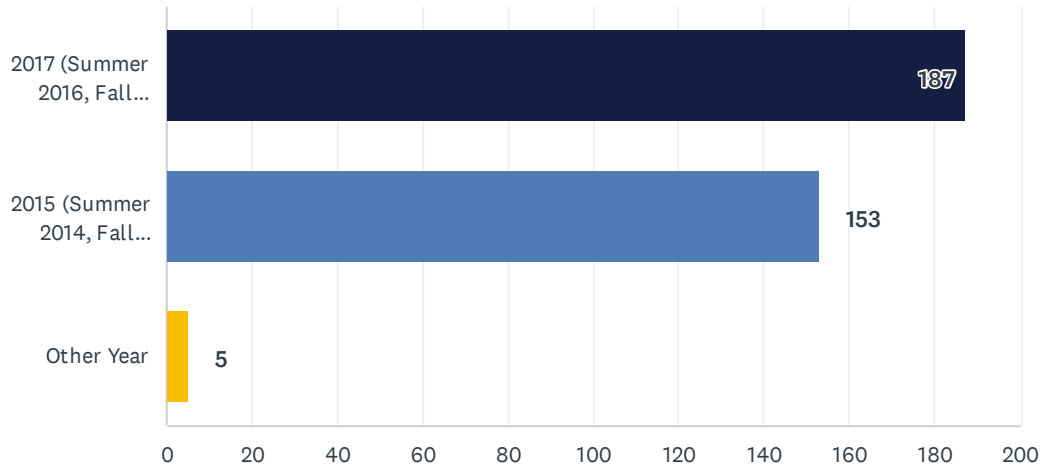


EMORY

ROLLINS
SCHOOL OF
PUBLIC
HEALTH

Q1 What year did you graduate from the RSPH?

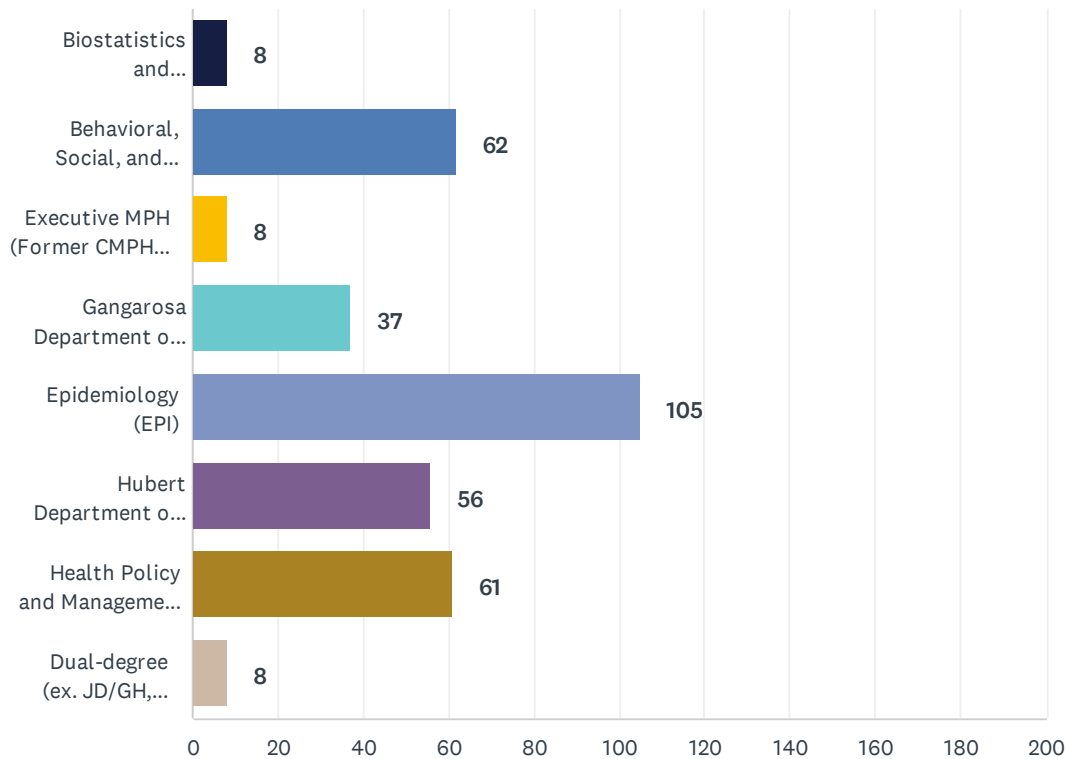
Answered: 345 Skipped: 0



ANSWER CHOICES	RESPONSES	
2017 (Summer 2016, Fall 2016, & Spring 2017)	54.20%	187
2015 (Summer 2014, Fall 2014, & Spring 2015)	44.35%	153
Other Year	1.45%	5
TOTAL		345

Q2 RSPH Department:

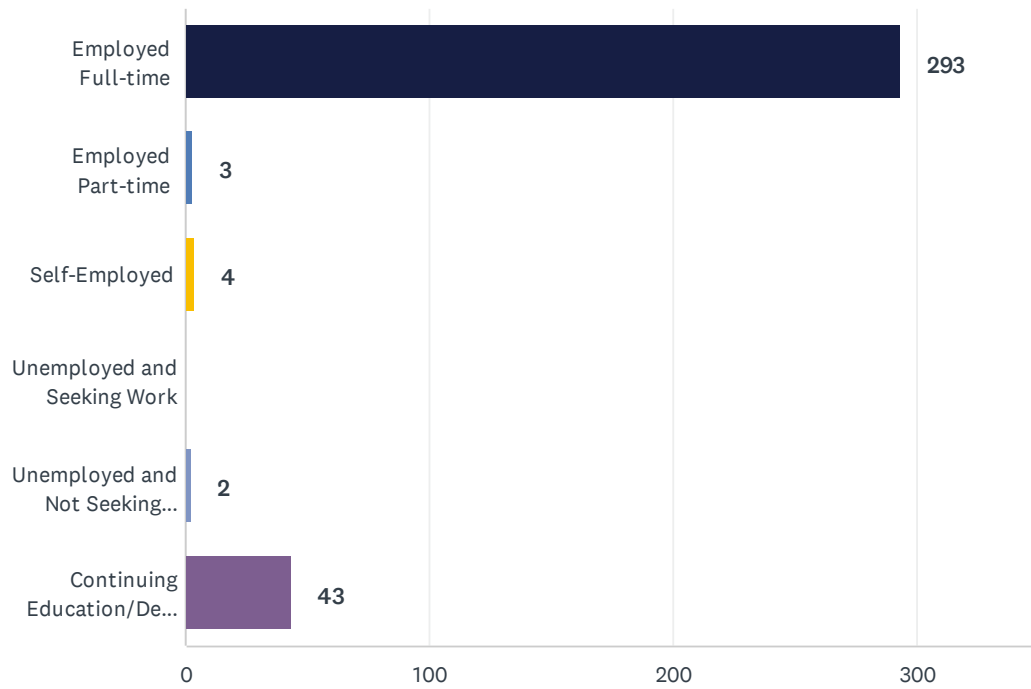
Answered: 345 Skipped: 0



ANSWER CHOICES	RESPONSES
Biostatistics and Bioinformatics (BIOS)	2.32% 8
Behavioral, Social, and Health Education Sciences (BSHES) [Former Behavioral Sciences and Health Education (BSHE)]	17.97% 62
Executive MPH (Former CMPH Program)	2.32% 8
Gangarosa Department of Environmental Health (EH)	10.72% 37
Epidemiology (EPI)	30.43% 105
Hubert Department of Global Health (GH)	16.23% 56
Health Policy and Management (HPM)	17.68% 61
Dual-degree (ex. JD/GH, MD/BSHE, etc.)	2.32% 8
TOTAL	345

Q4 What is your current employment status?

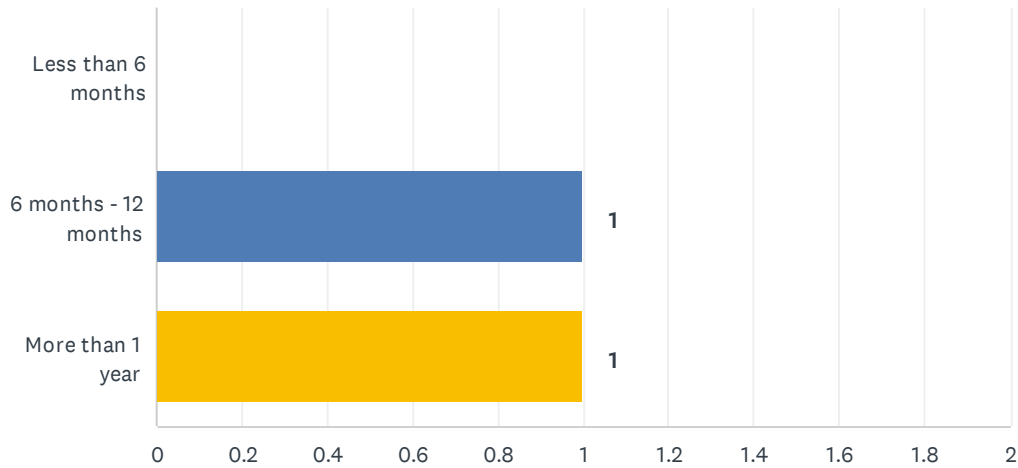
Answered: 345 Skipped: 0



ANSWER CHOICES	RESPONSES	
Employed Full-time	84.93%	293
Employed Part-time	0.87%	3
Self-Employed	1.16%	4
Unemployed and Seeking Work	0.00%	0
Unemployed and Not Seeking Work	0.58%	2
Continuing Education/Degree Seeking	12.46%	43
TOTAL		345

Q5 How long have you been unemployed? (Reminder: All RSPH alumni have a lifetime membership with the Office of Career Development. To schedule a one-on-one appointment, please email rsphcareerdev@emory.edu)

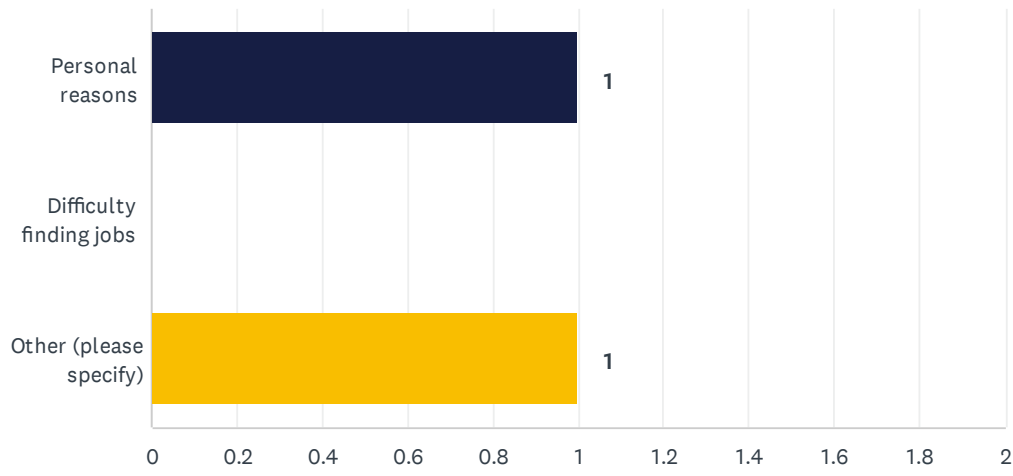
Answered: 2 Skipped: 343



ANSWER CHOICES	RESPONSES
Less than 6 months	0.00% 0
6 months - 12 months	50.00% 1
More than 1 year	50.00% 1
TOTAL	2

Q6 What is the primary reason for your unemployment?

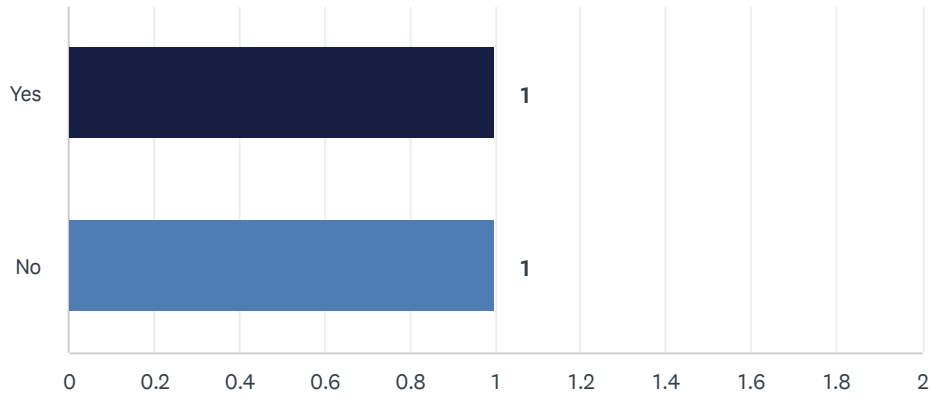
Answered: 2 Skipped: 343



ANSWER CHOICES	RESPONSES
Personal reasons	50.00% 1
Difficulty finding jobs	0.00% 0
Other (please specify)	50.00% 1
TOTAL	2

Q7 Are there any additional details regarding your employment status that you would like to share?

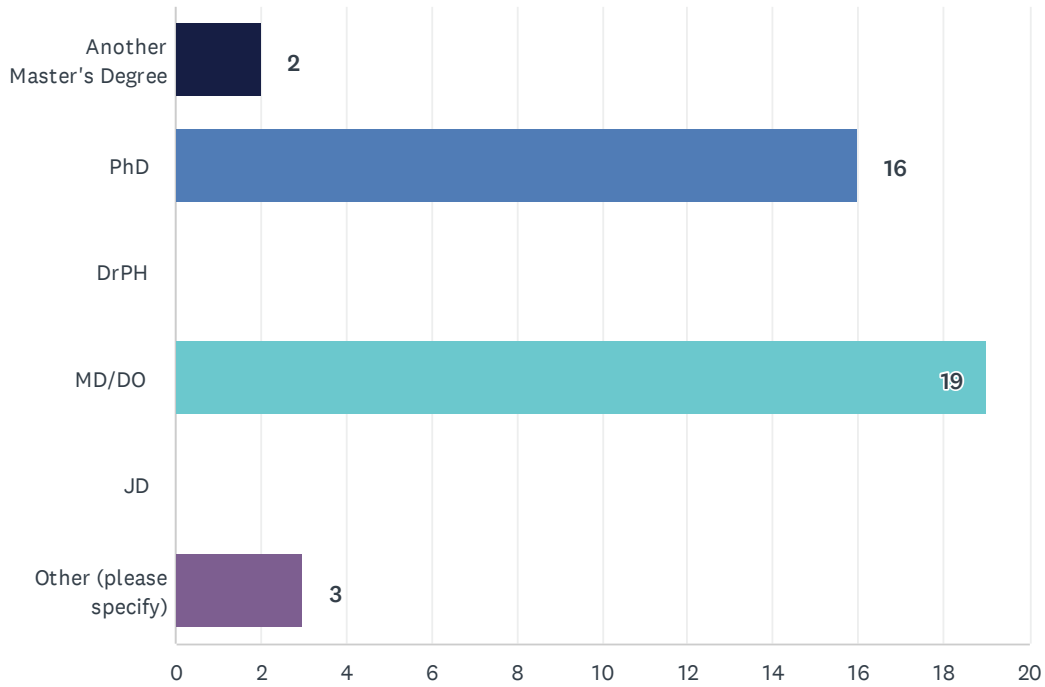
Answered: 2 Skipped: 343



ANSWER CHOICES	RESPONSES	
Yes	50.00%	1
No	50.00%	1
TOTAL		2

Q9 What degree are you seeking?

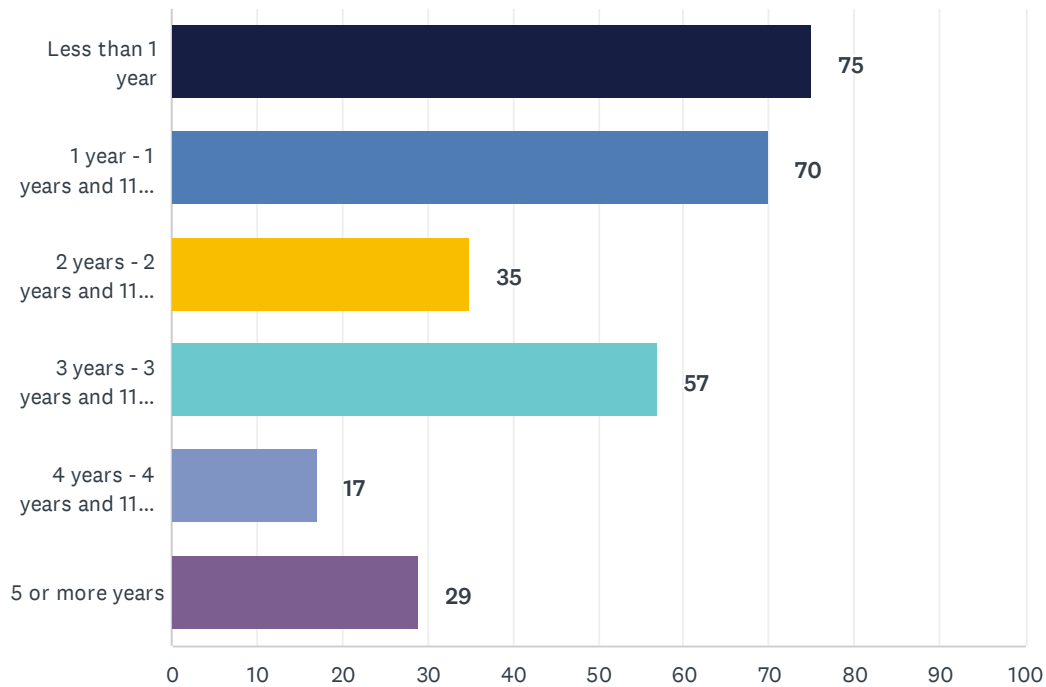
Answered: 40 Skipped: 305



ANSWER CHOICES	RESPONSES	
Another Master's Degree	5.00%	2
PhD	40.00%	16
DrPH	0.00%	0
MD/DO	47.50%	19
JD	0.00%	0
Other (please specify)	7.50%	3
TOTAL		40

Q12 How long have you been employed at your current job?

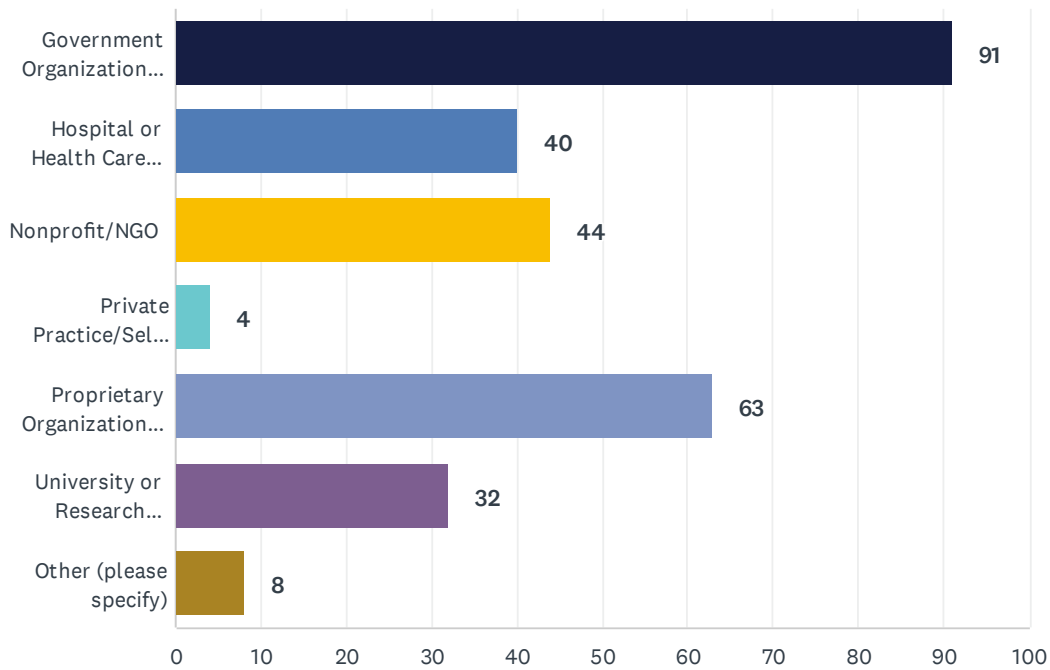
Answered: 282 Skipped: 63



ANSWER CHOICES	RESPONSES	
Less than 1 year	26.60%	75
1 year - 1 years and 11 months	24.82%	70
2 years - 2 years and 11 months	12.41%	35
3 years - 3 years and 11 months	20.21%	57
4 years - 4 years and 11 months	6.03%	17
5 or more years	10.28%	29
Total Respondents: 282		

Q13 Which one of the following best describes your employment sector?

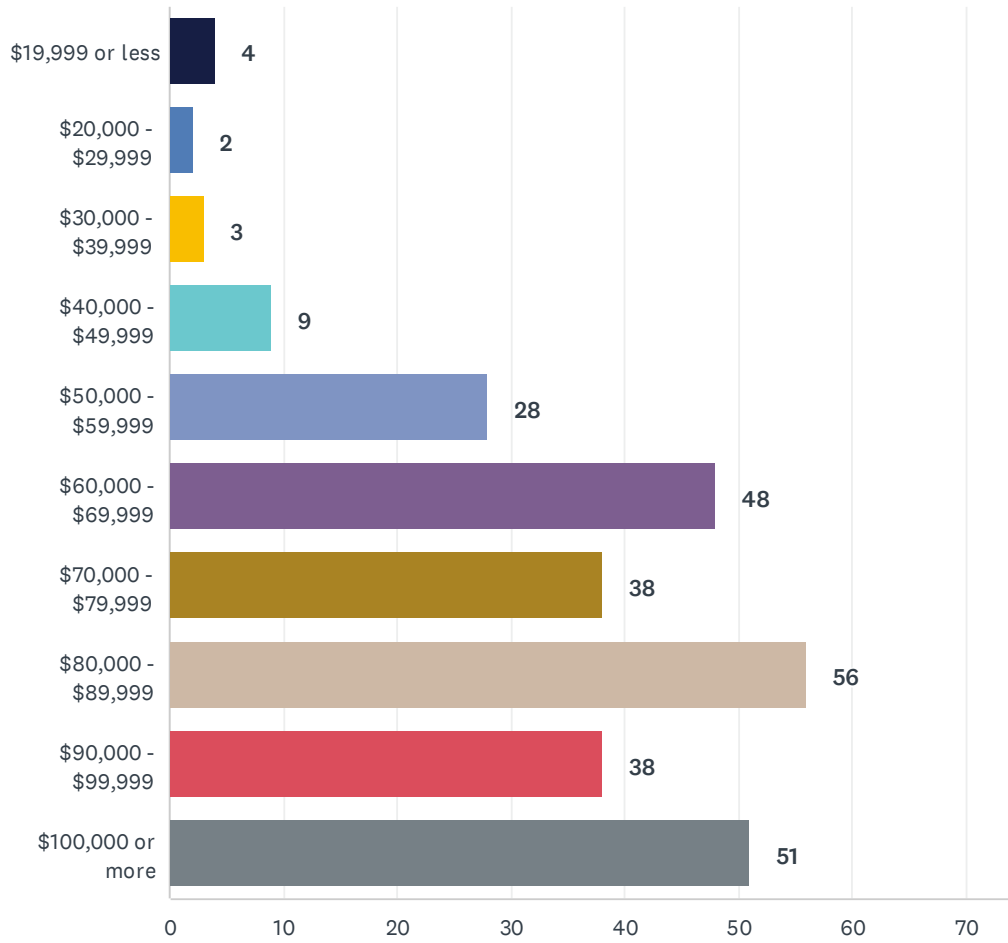
Answered: 282 Skipped: 63



ANSWER CHOICES	RESPONSES	
Government Organization (Federal, State, Local)	32.27%	91
Hospital or Health Care Facility	14.18%	40
Nonprofit/NGO	15.60%	44
Private Practice/Self-Employed	1.42%	4
Proprietary Organizations (Industry, Pharmaceutical company, Consulting, Other For-Profit Org)	22.34%	63
University or Research Institution (e.g. Emory University)	11.35%	32
Other (please specify)	2.84%	8
TOTAL		282

Q14 Annual Salary Range:

Answered: 277 Skipped: 68

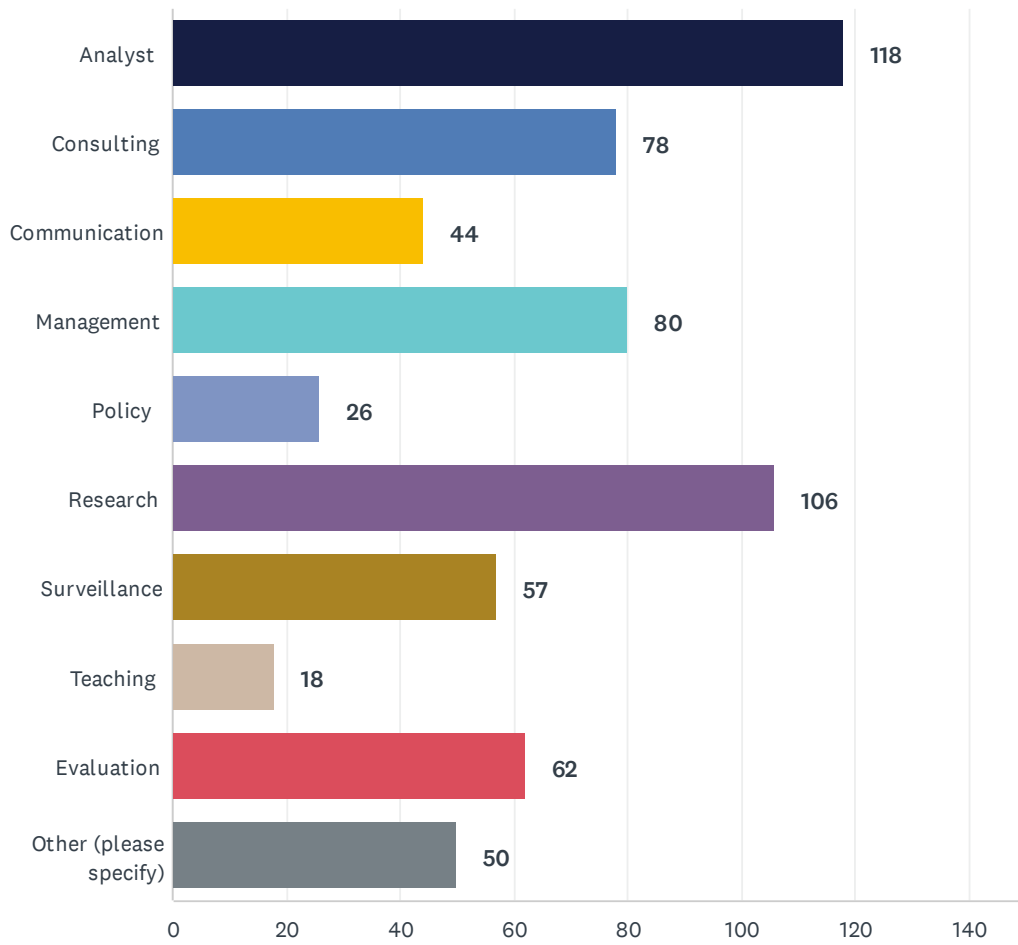


RSPH 3 & 5 Year Post-Grad Alumni Survey (2020)

ANSWER CHOICES	RESPONSES	
\$19,999 or less	1.44%	4
\$20,000 - \$29,999	0.72%	2
\$30,000 - \$39,999	1.08%	3
\$40,000 - \$49,999	3.25%	9
\$50,000 - \$59,999	10.11%	28
\$60,000 - \$69,999	17.33%	48
\$70,000 - \$79,999	13.72%	38
\$80,000 - \$89,999	20.22%	56
\$90,000 - \$99,999	13.72%	38
\$100,000 or more	18.41%	51
TOTAL		277

Q15 Which category best describes your job duties? (Check all that apply)

Answered: 278 Skipped: 67

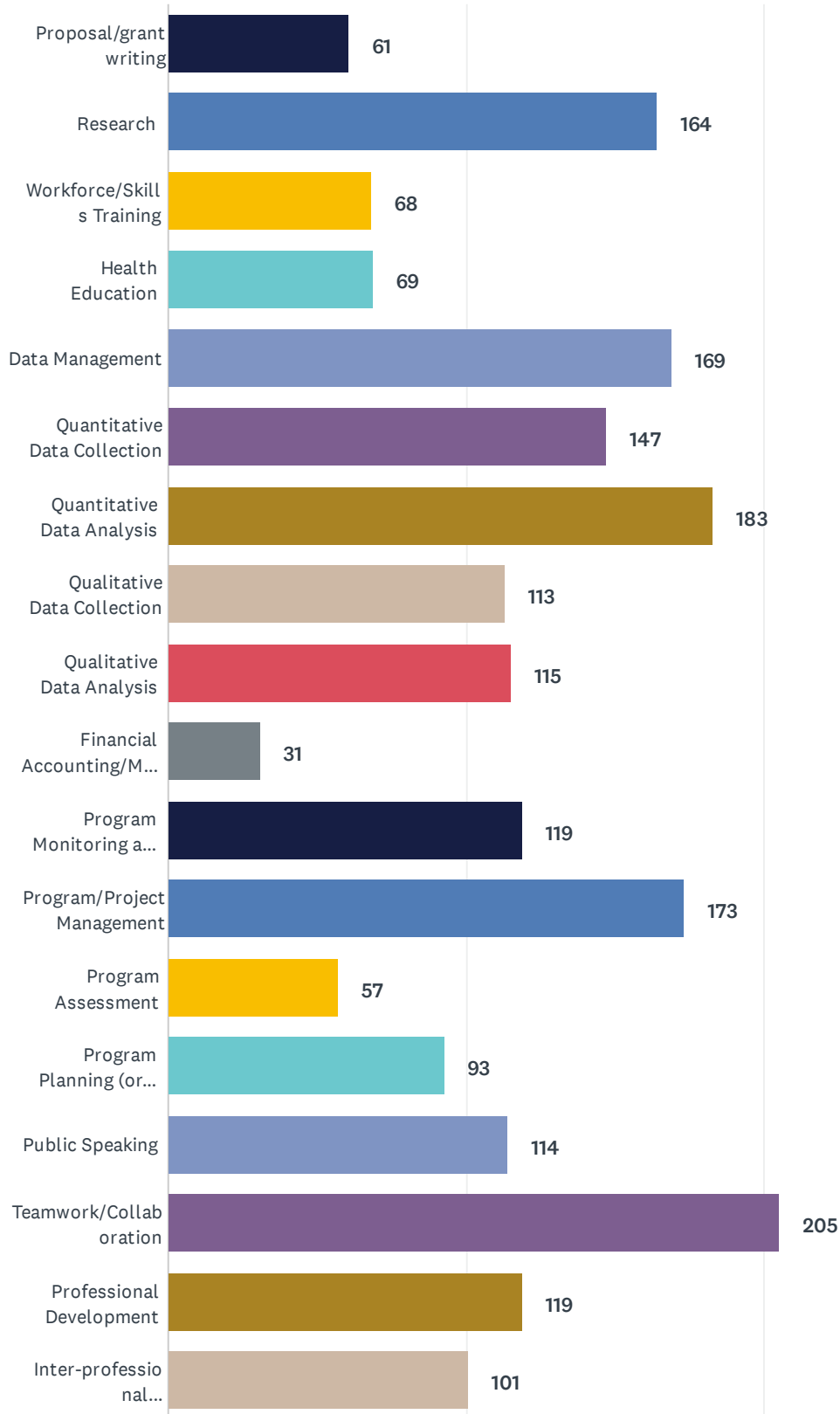


RSPH 3 & 5 Year Post-Grad Alumni Survey (2020)

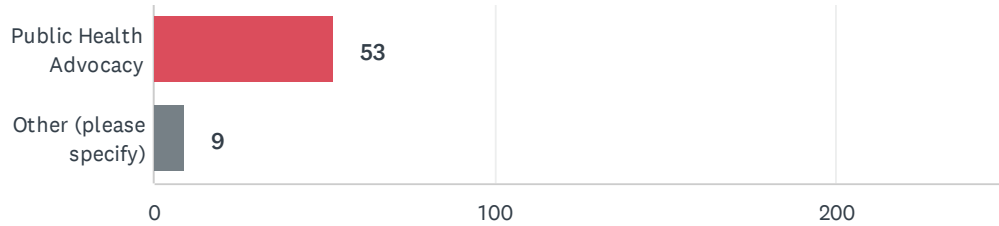
ANSWER CHOICES	RESPONSES	
Analyst	42.45%	118
Consulting	28.06%	78
Communication	15.83%	44
Management	28.78%	80
Policy	9.35%	26
Research	38.13%	106
Surveillance	20.50%	57
Teaching	6.47%	18
Evaluation	22.30%	62
Other (please specify)	17.99%	50
Total Respondents: 278		

Q16 What skills prepared you for the job you currently have? (Check all that apply)

Answered: 279 Skipped: 66



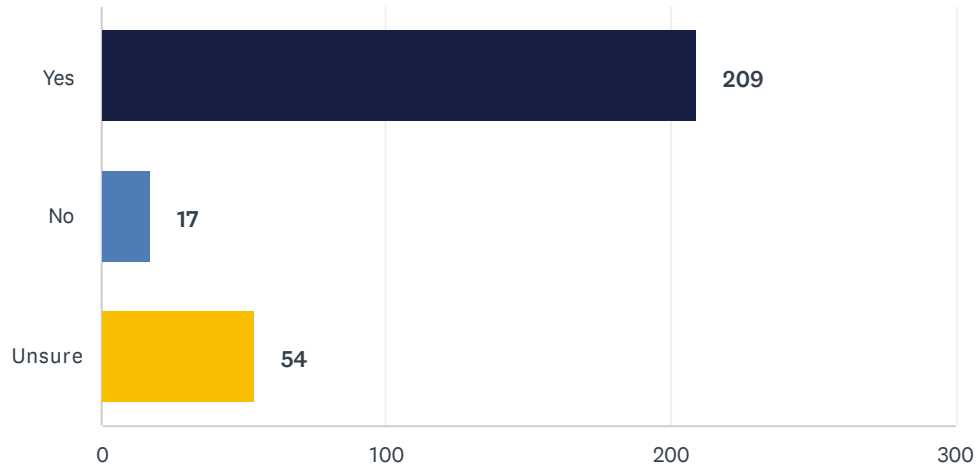
RSPH 3 & 5 Year Post-Grad Alumni Survey (2020)



ANSWER CHOICES	RESPONSES	
Proposal/grant writing	21.86%	61
Research	58.78%	164
Workforce/Skills Training	24.37%	68
Health Education	24.73%	69
Data Management	60.57%	169
Quantitative Data Collection	52.69%	147
Quantitative Data Analysis	65.59%	183
Qualitative Data Collection	40.50%	113
Qualitative Data Analysis	41.22%	115
Financial Accounting/Management/Budgeting	11.11%	31
Program Monitoring and Evaluation	42.65%	119
Program/Project Management	62.01%	173
Program Assessment	20.43%	57
Program Planning (or Development)	33.33%	93
Public Speaking	40.86%	114
Teamwork/Collaboration	73.48%	205
Professional Development	42.65%	119
Inter-professional Collaboration	36.20%	101
Public Health Advocacy	19.00%	53
Other (please specify)	3.23%	9
Total Respondents: 279		

Q17 Does your current employer hire doctoral trained employees?

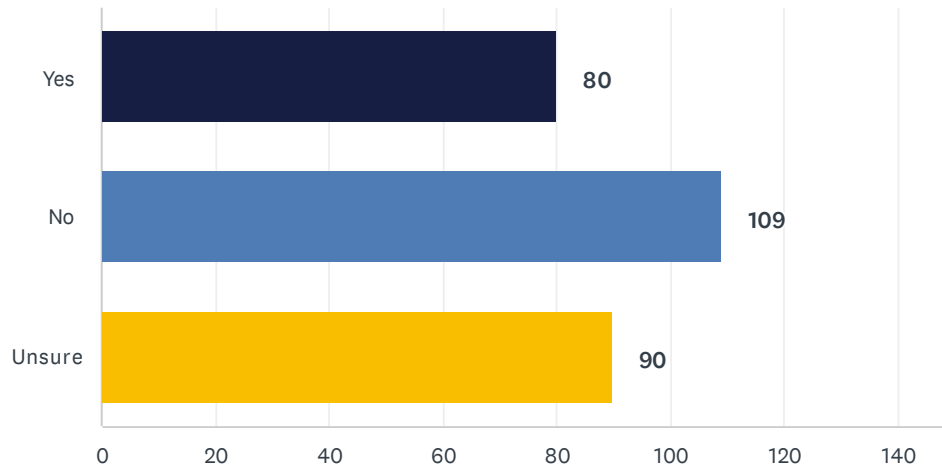
Answered: 280 Skipped: 65



ANSWER CHOICES	RESPONSES	
Yes	74.64%	209
No	6.07%	17
Unsure	19.29%	54
TOTAL		280

Q18 Does your current employer hire Rollins students (i.e. part-time, REAL, internships, applied practice experience [previously called practicum] positions)?

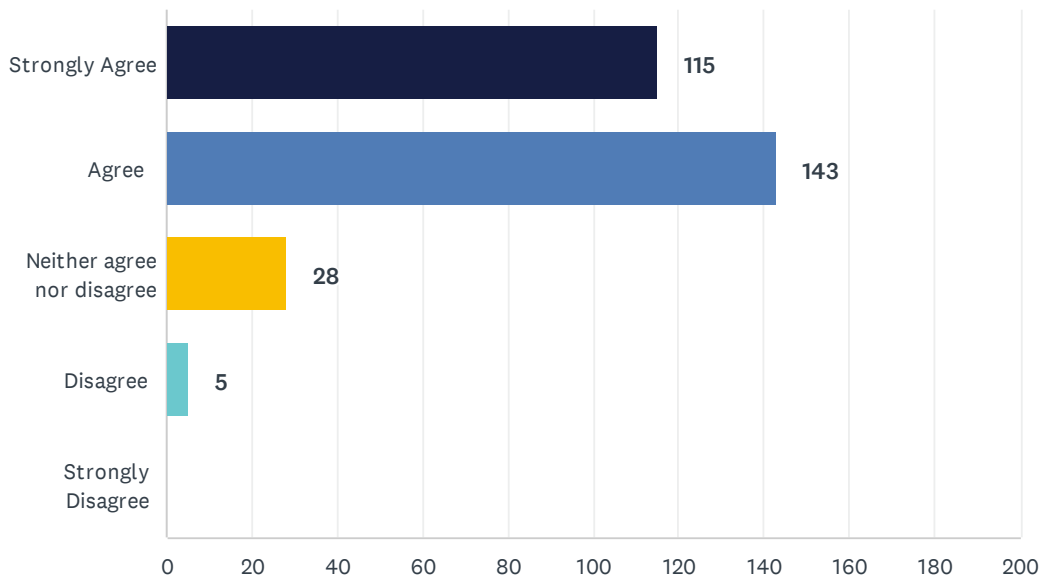
Answered: 279 Skipped: 66



ANSWER CHOICES	RESPONSES	
Yes	28.67%	80
No	39.07%	109
Unsure	32.26%	90
TOTAL		279

Q19 The course work (including applied practice experience/practicum, thesis and/or capstone) at RSPH provided me with the basic competencies and skills required for working in public health/current field.

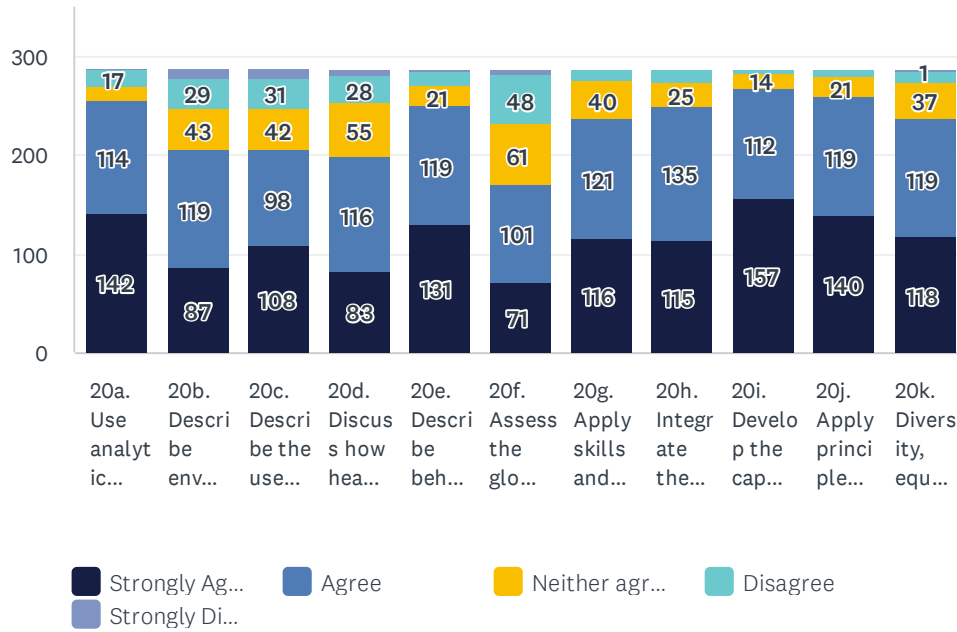
Answered: 291 Skipped: 54



ANSWER CHOICES	RESPONSES	
Strongly Agree	39.52%	115
Agree	49.14%	143
Neither agree nor disagree	9.62%	28
Disagree	1.72%	5
Strongly Disagree	0.00%	0
TOTAL		291

Q20 I have attained and had the ability to apply the following 11 competencies post-graduation in a past/current job:

Answered: 290 Skipped: 55

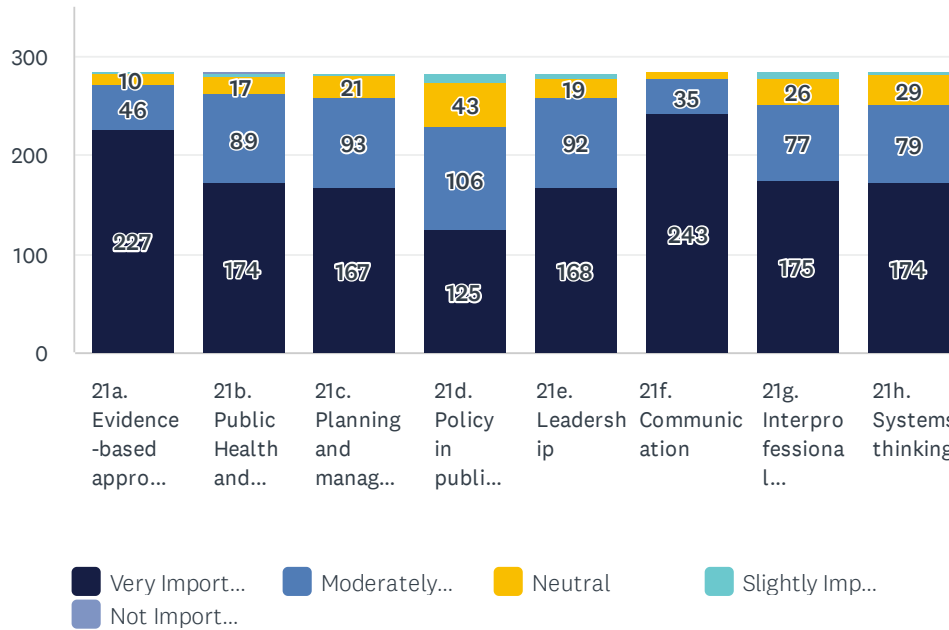


RSPH 3 & 5 Year Post-Grad Alumni Survey (2020)

	STRONGLY AGREE	AGREE	NEITHER AGREE NOR DISAGREE	DISAGREE	STRONGLY DISAGREE	TOTAL	WEIGHTED AVERAGE
20a. Use analytic reasoning and quantitative methods to address questions in public health and population-based research	49.13% 142	39.45% 114	5.19% 15	5.88% 17	0.35% 1	289	4.31
20b. Describe environmental conditions, including biological, physical and chemical factors that affect the health of individuals, communities and populations	30.10% 87	41.18% 119	14.88% 43	10.03% 29	3.81% 11	289	3.84
20c. Describe the use of epidemiology methods to study the etiology and control of disease and injury in populations	37.37% 108	33.91% 98	14.53% 42	10.73% 31	3.46% 10	289	3.91
20d. Discuss how health policy and finance affect the delivery, quality, access and costs of health care for individuals, communities and populations	28.82% 83	40.28% 116	19.10% 55	9.72% 28	2.08% 6	288	3.84
20e. Describe behavioral, social and cultural factors that contribute to the health and well-being of individuals, communities and populations	45.64% 131	41.46% 119	7.32% 21	4.88% 14	0.70% 2	287	4.26
20f. Assess the global forces that influence the health of culturally diverse populations around the world	24.65% 71	35.07% 101	21.18% 61	16.67% 48	2.43% 7	288	3.63
20g. Apply skills and knowledge in public health setting(s) through planned and supervised experience(s) related to professional career objectives	40.42% 116	42.16% 121	13.94% 40	3.48% 10	0.00% 0	287	4.20
20h. Integrate the broad base of public health knowledge and skills acquired from coursework, practicum and other learning activities into a culminating experience (thesis, special studies project, capstone)	39.93% 115	46.88% 135	8.68% 25	4.17% 12	0.35% 1	288	4.22
20i. Develop the capacity for lifelong learning in public health	54.51% 157	38.89% 112	4.86% 14	1.74% 5	0.00% 0	288	4.46
20j. Apply principles of ethical conduct to public health practice	48.61% 140	41.32% 119	7.29% 21	2.78% 8	0.00% 0	288	4.36
20k. Diversity, equity and inclusion practices	41.11% 118	41.46% 119	12.89% 37	4.18% 12	0.35% 1	287	4.19

Q21 Reflecting on your experience, how important are each of the following skills for job readiness as a public health professional?

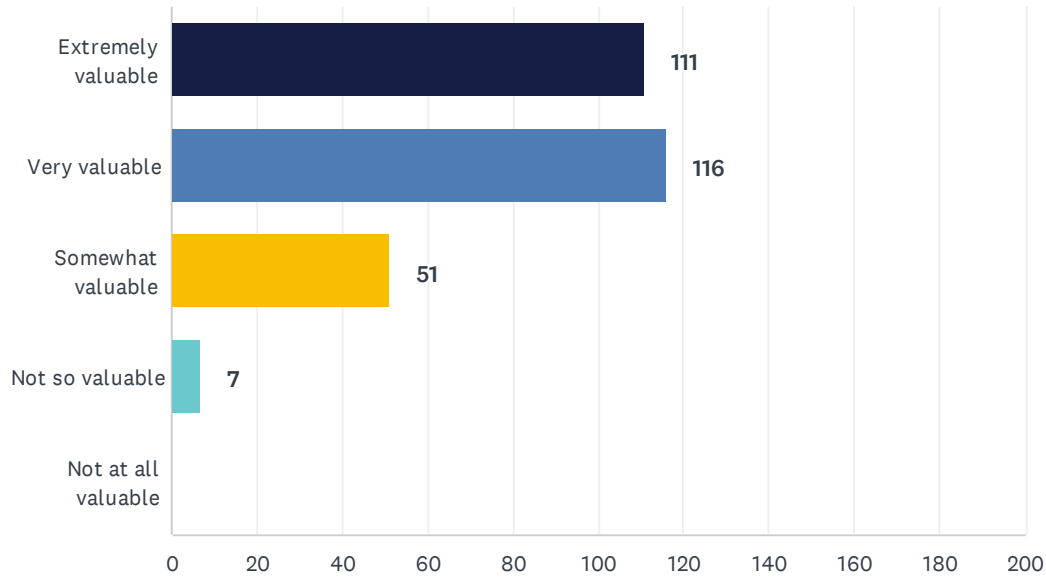
Answered: 286 Skipped: 59



	VERY IMPORTANT	MODERATELY IMPORTANT	NEUTRAL	SLIGHTLY IMPORTANT	NOT IMPORTANT	TOTAL	WEIGHTED AVERAGE
21a. Evidence-based approaches to public health	79.37% 227	16.08% 46	3.50% 10	1.05% 3	0.00% 0	286	4.74
21b. Public Health and health care systems	61.05% 174	31.23% 89	5.96% 17	1.05% 3	0.70% 2	285	4.51
21c. Planning and management to promote health	58.80% 167	32.75% 93	7.39% 21	0.70% 2	0.35% 1	284	4.49
21d. Policy in public health	44.17% 125	37.46% 106	15.19% 43	3.18% 9	0.00% 0	283	4.23
21e. Leadership	59.15% 168	32.39% 92	6.69% 19	1.76% 5	0.00% 0	284	4.49
21f. Communication	84.97% 243	12.24% 35	2.45% 7	0.35% 1	0.00% 0	286	4.82
21g. Interprofessional practice	61.40% 175	27.02% 77	9.12% 26	2.46% 7	0.00% 0	285	4.47
21h. Systems thinking	61.05% 174	27.72% 79	10.18% 29	1.05% 3	0.00% 0	285	4.49

Q23 Based on your career interests and goals, how valuable is/was your RSPH MPH or MSPH degree in the job market?

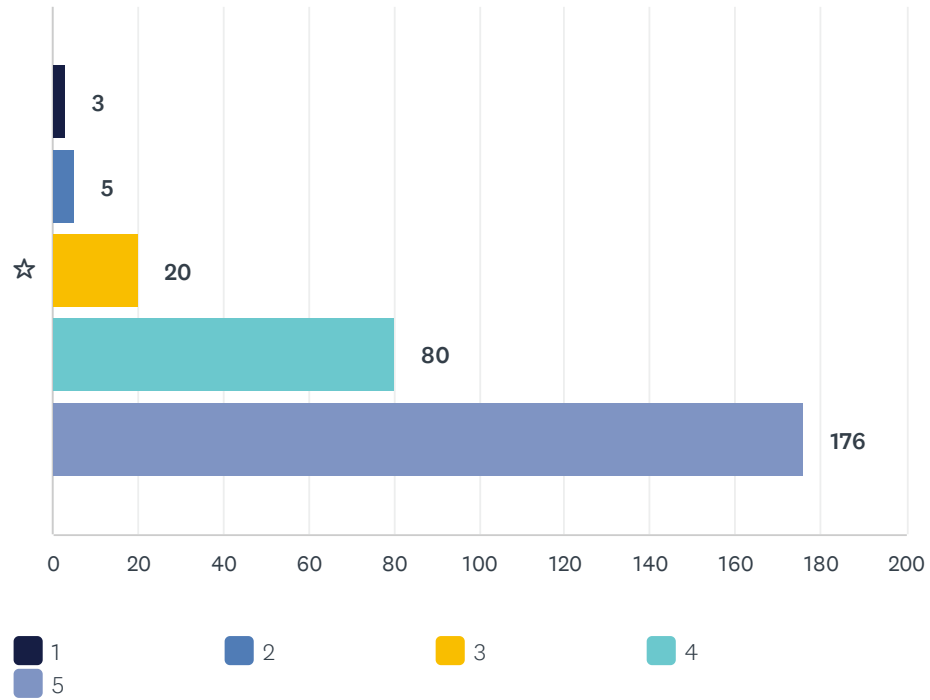
Answered: 285 Skipped: 60



ANSWER CHOICES	RESPONSES	
Extremely valuable	38.95%	111
Very valuable	40.70%	116
Somewhat valuable	17.89%	51
Not so valuable	2.46%	7
Not at all valuable	0.00%	0
TOTAL		285

Q24 How would you rate your decision to attend the RSPH?

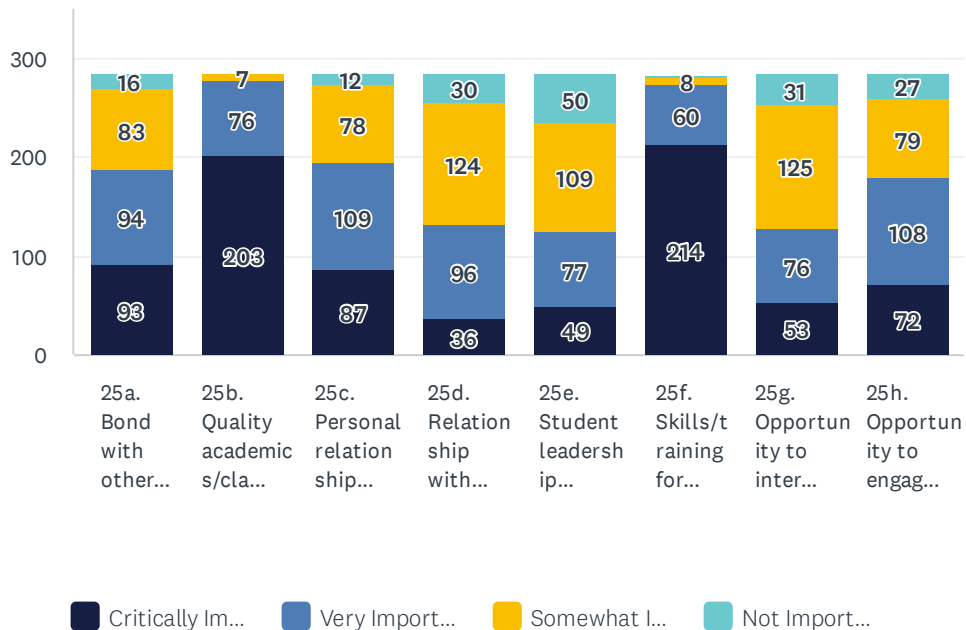
Answered: 284 Skipped: 61



	1	2	3	4	5	TOTAL	WEIGHTED AVERAGE
☆	1.06% 3	1.76% 5	7.04% 20	28.17% 80	61.97% 176	284	4.48

Q25 How important was each of the following to your experience as a student?

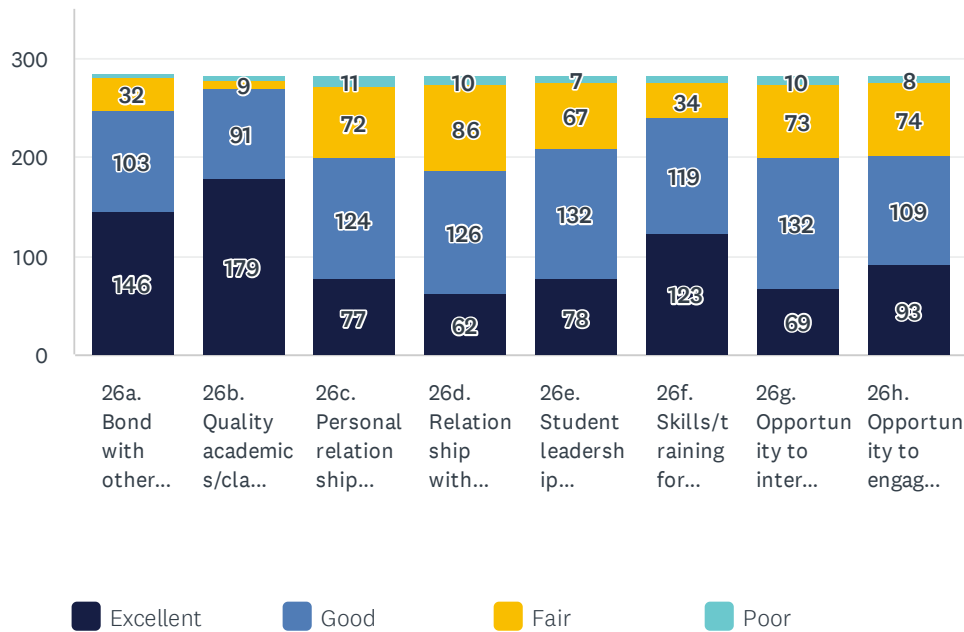
Answered: 286 Skipped: 59



	CRITICALLY IMPORTANT	VERY IMPORTANT	SOMEWHAT IMPORTANT	NOT IMPORTANT	TOTAL
25a. Bond with other students	32.52% 93	32.87% 94	29.02% 83	5.59% 16	286
25b. Quality academics/classes	70.98% 203	26.57% 76	2.45% 7	0.00% 0	286
25c. Personal relationship with faculty	30.42% 87	38.11% 109	27.27% 78	4.20% 12	286
25d. Relationship with administration and staff	12.59% 36	33.57% 96	43.36% 124	10.49% 30	286
25e. Student leadership opportunities	17.19% 49	27.02% 77	38.25% 109	17.54% 50	285
25f. Skills/training for career	75.62% 214	21.20% 60	2.83% 8	0.35% 1	283
25g. Opportunity to interact with alumni	18.60% 53	26.67% 76	43.86% 125	10.88% 31	285
25h. Opportunity to engage with the larger Atlanta community	25.17% 72	37.76% 108	27.62% 79	9.44% 27	286

Q26 How well did the RSPH do at providing the following experiences?

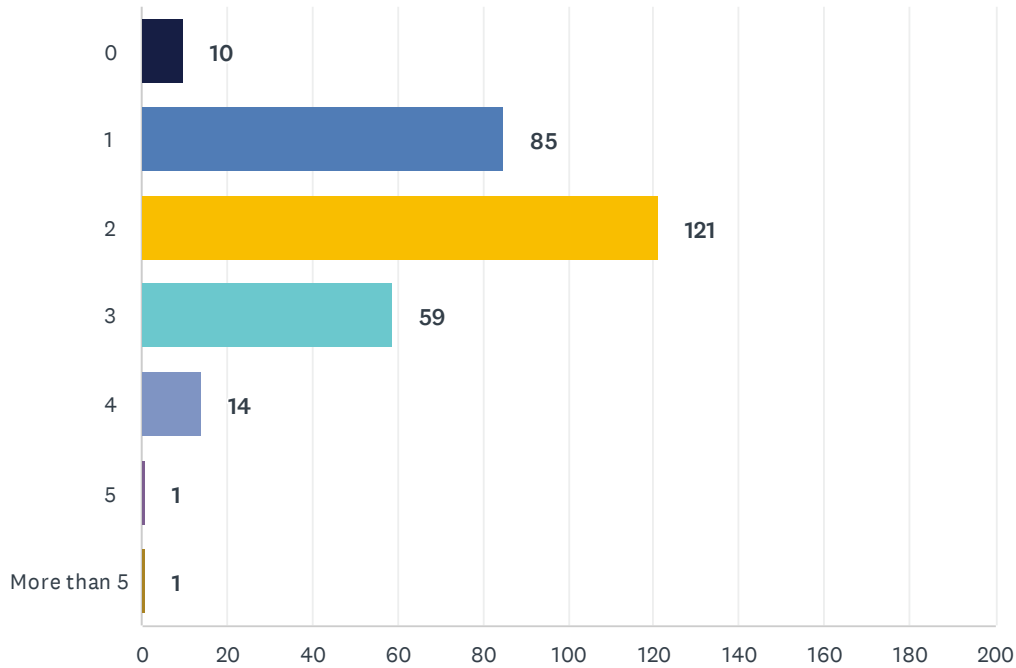
Answered: 285 Skipped: 60



	EXCELLENT	GOOD	FAIR	POOR	TOTAL
26a. Bond with other students	51.23% 146	36.14% 103	11.23% 32	1.40% 4	285
26b. Quality academics/classes	63.03% 179	32.04% 91	3.17% 9	1.76% 5	284
26c. Personal relationship with faculty	27.11% 77	43.66% 124	25.35% 72	3.87% 11	284
26d. Relationship with administration and staff	21.83% 62	44.37% 126	30.28% 86	3.52% 10	284
26e. Student leadership opportunities	27.46% 78	46.48% 132	23.59% 67	2.46% 7	284
26f. Skills/training for career	43.31% 123	41.90% 119	11.97% 34	2.82% 8	284
26g. Opportunity to interact with alumni	24.30% 69	46.48% 132	25.70% 73	3.52% 10	284
26h. Opportunity to engage with the larger Atlanta community	32.75% 93	38.38% 109	26.06% 74	2.82% 8	284

Q27 Since graduation from the RSPH, how many full-time positions have you held?

Answered: 291 Skipped: 54



ANSWER CHOICES	RESPONSES	
0	3.44%	10
1	29.21%	85
2	41.58%	121
3	20.27%	59
4	4.81%	14
5	0.34%	1
More than 5	0.34%	1
TOTAL		291