



Office of Career Development

EXECUTIVE MASTER OF PUBLIC HEALTH PROGRAM (EMPH)

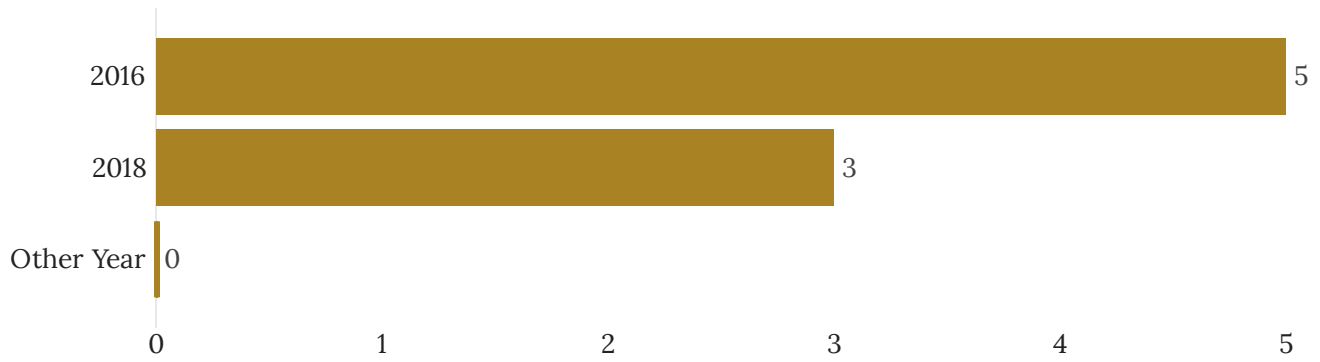
2021 RSPH Alumni Survey Report



EMORY

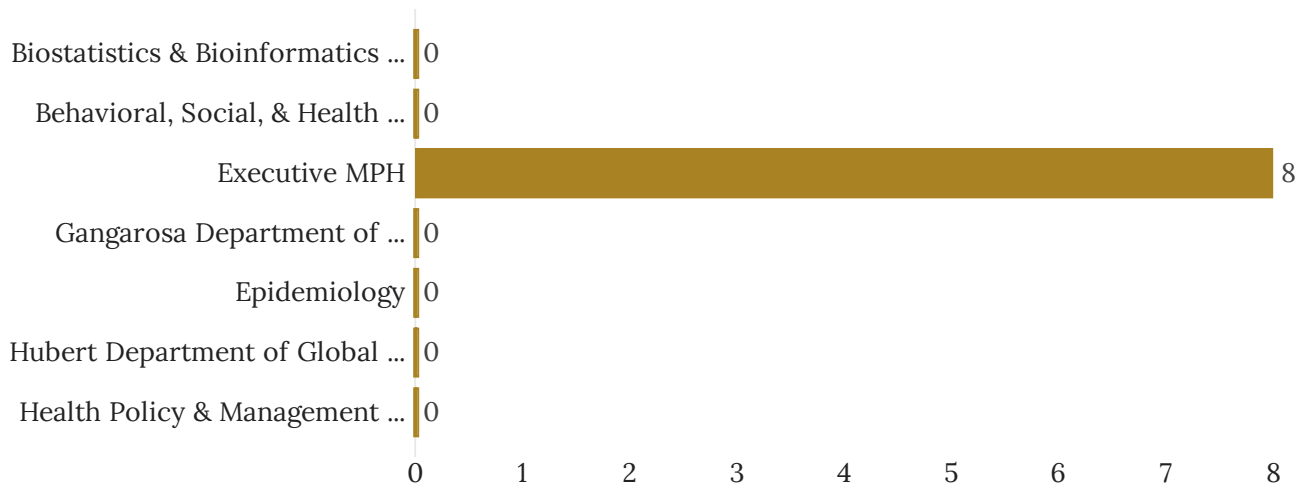
ROLLINS
SCHOOL OF
PUBLIC
HEALTH

Alumni Graduation Year



Field	Choice Count
2016 (SU 2015, FA 2015, SP 2016)	63% 5
2018 (SU 2017, FA 2017, SP 2018)	38% 3
Other Year	0% 0
Total	8

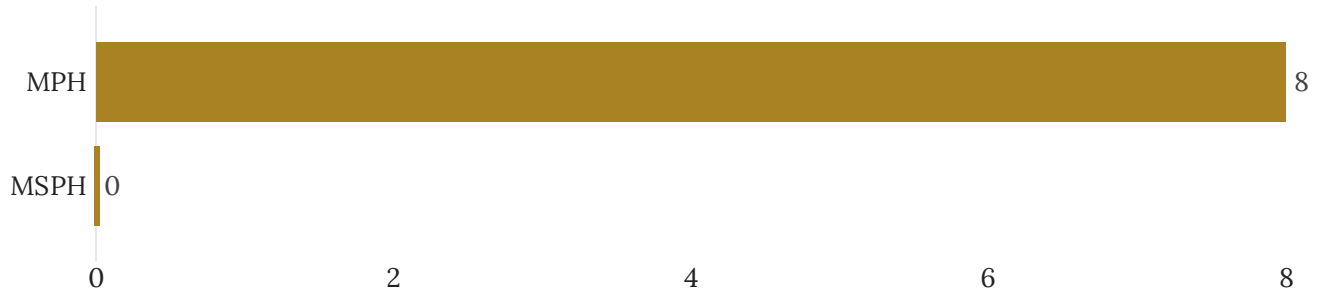
Department



Field	Choice Count
-------	--------------

Biostatistics & Bioinformatics (BIOS)	0%	0
Behavioral, Social, & Health Education Sciences (BSHES)	0%	0
Executive MPH (Former CMPH Program)	100%	8
Gangarosa Department of Environmental Health (EH)	0%	0
Epidemiology (EPI)	0%	0
Hubert Department of Global Health (GH)	0%	0
Health Policy & Management (HPM)	0%	0
Total		8

PH Degree Type



Field	Choice Count
MPH	100% 8
MSPH	0% 0
Total	8

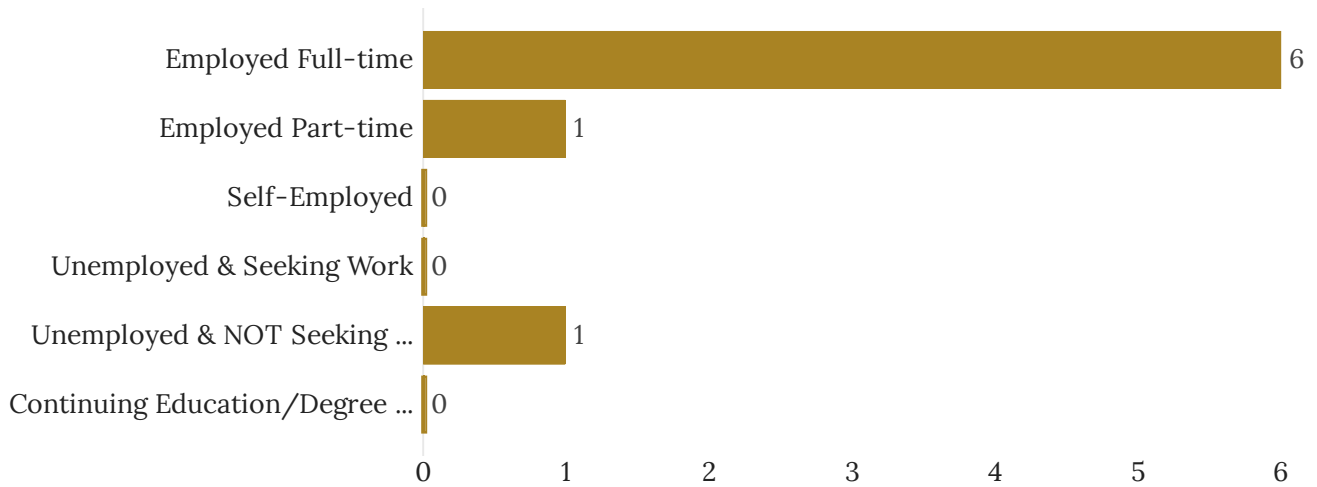
Dual Degree Enrollment



Field	Choice Count
No	100% 8
Yes (If yes, please provide degree, i.e. JD, BS, MD, etc.)	0% 0
Total	8

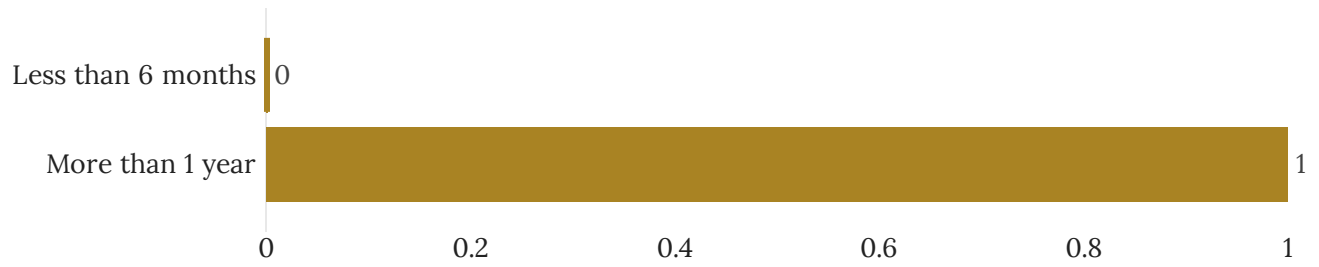
Yes (If yes, please provide degree, i.e. JD, BS, MD, etc.) - Text

Current Employment



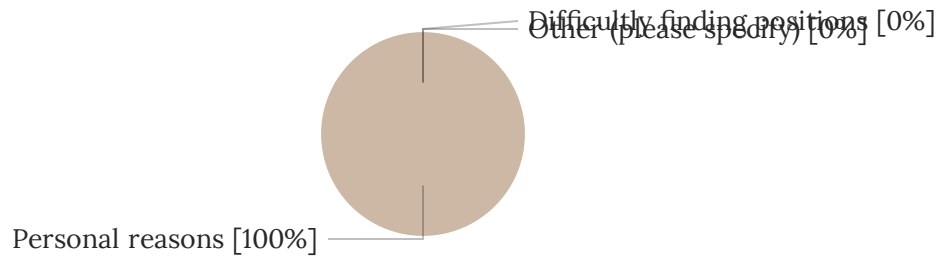
Field	Choice Count
Employed Full-time	75% 6
Employed Part-time	13% 1
Self-Employed	0% 0
Unemployed & Seeking Work	0% 0
Unemployed & NOT Seeking Work/Education	13% 1
Continuing Education/Degree Seeking	0% 0
Total	8

Unemployment Duration



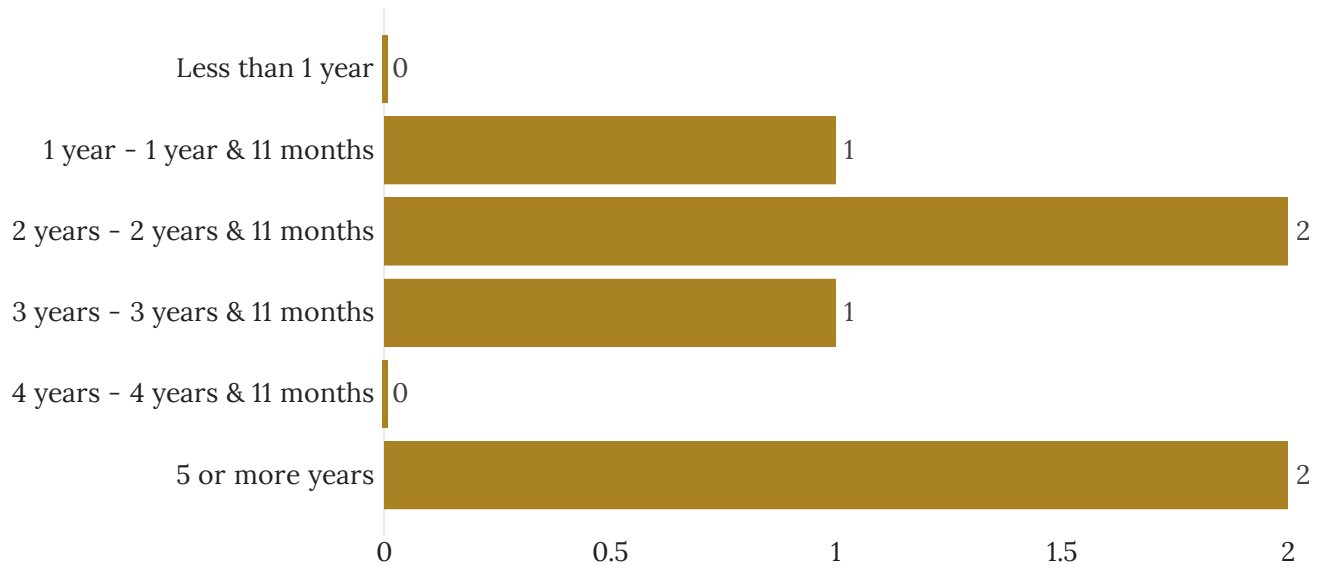
Field	Choice Count
Less than 6 months	0% 0
6 months - 12 months	0% 0
More than 1 year	100% 1
Total	1

Reason for Unemployment



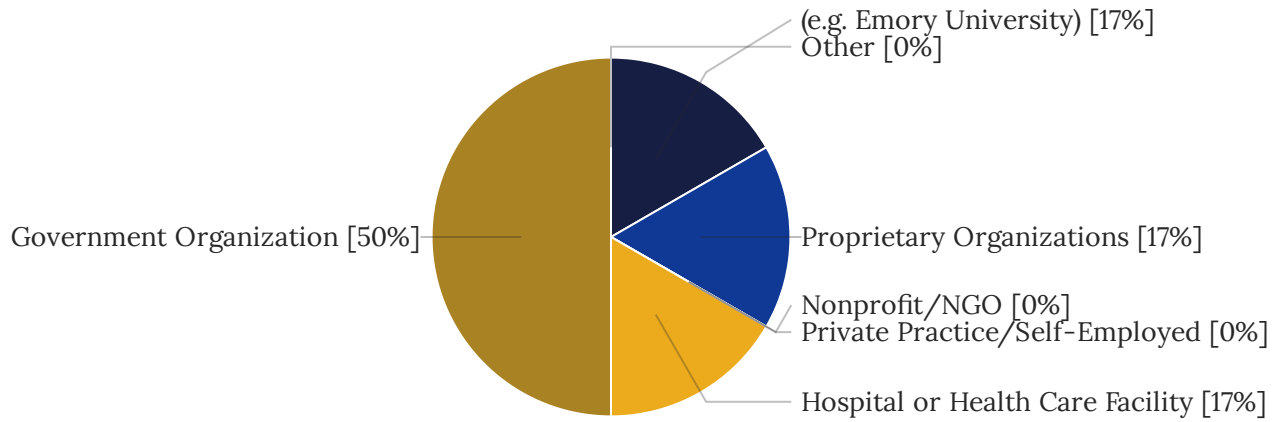
Field	Choice Count
Personal reasons	100% 1
Difficultly finding positions	0% 0
Not seeking employment	0% 0
Other (please specify)	0% 0
Total	1

Alumni Duration at Current Job



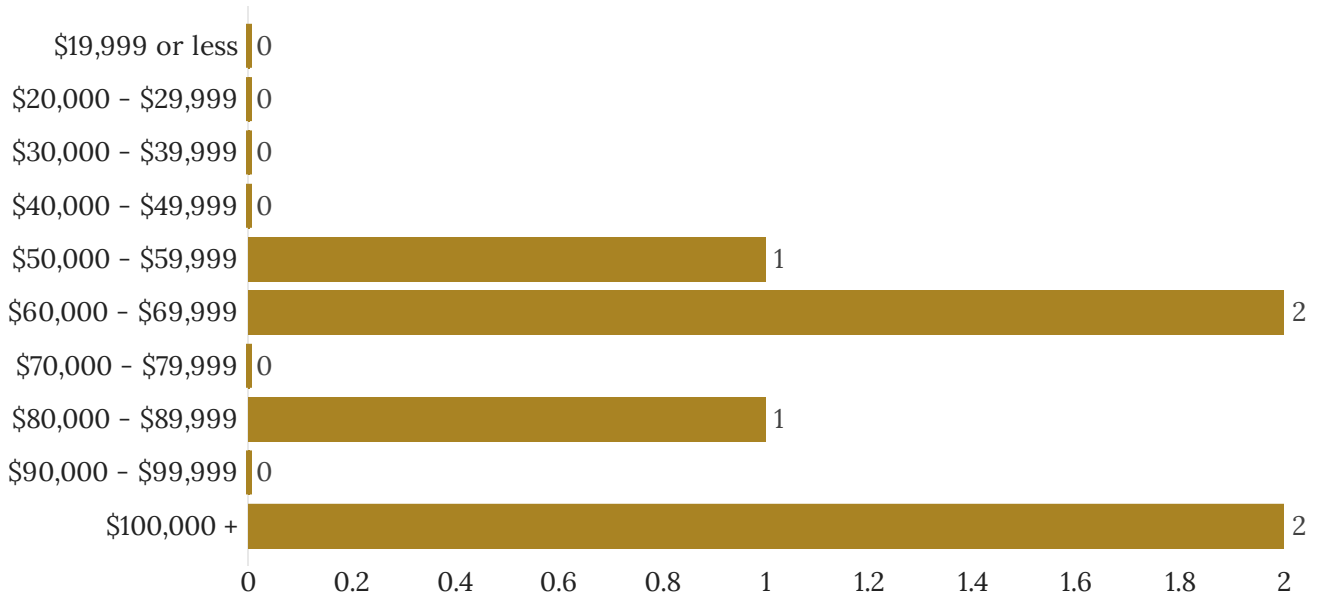
Field	Choice Count
Less than 1 year	0% 0
1 year - 1 year & 11 months	17% 1
2 years - 2 years & 11 months	33% 2
3 years - 3 years & 11 months	17% 1
4 years - 4 years & 11 months	0% 0
5 or more years	33% 2
Total	6

Employment by Sector



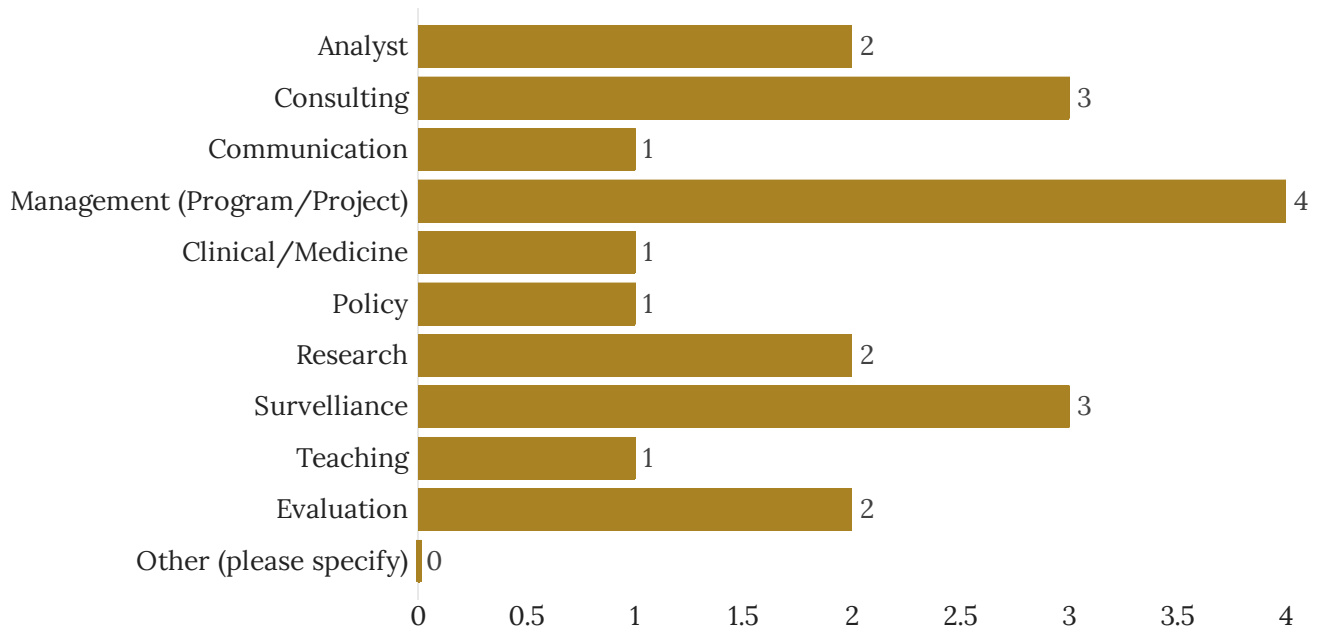
Field	Choice Count
Government Organization (Federal, State, Local)	50% 3
Hospital or Health Care Facility	17% 1
Nonprofit/NGO	0% 0
Private Practice/Self-Employed	0% 0
Proprietary Organizations (Industry, Pharmaceutical Company, Consulting, Biotech, Other For-Profit Organization)	17% 1
University or Research Institution (e.g. Emory University)	17% 1
Other (please specify)	0% 0
Total	6

Annual Salary Range



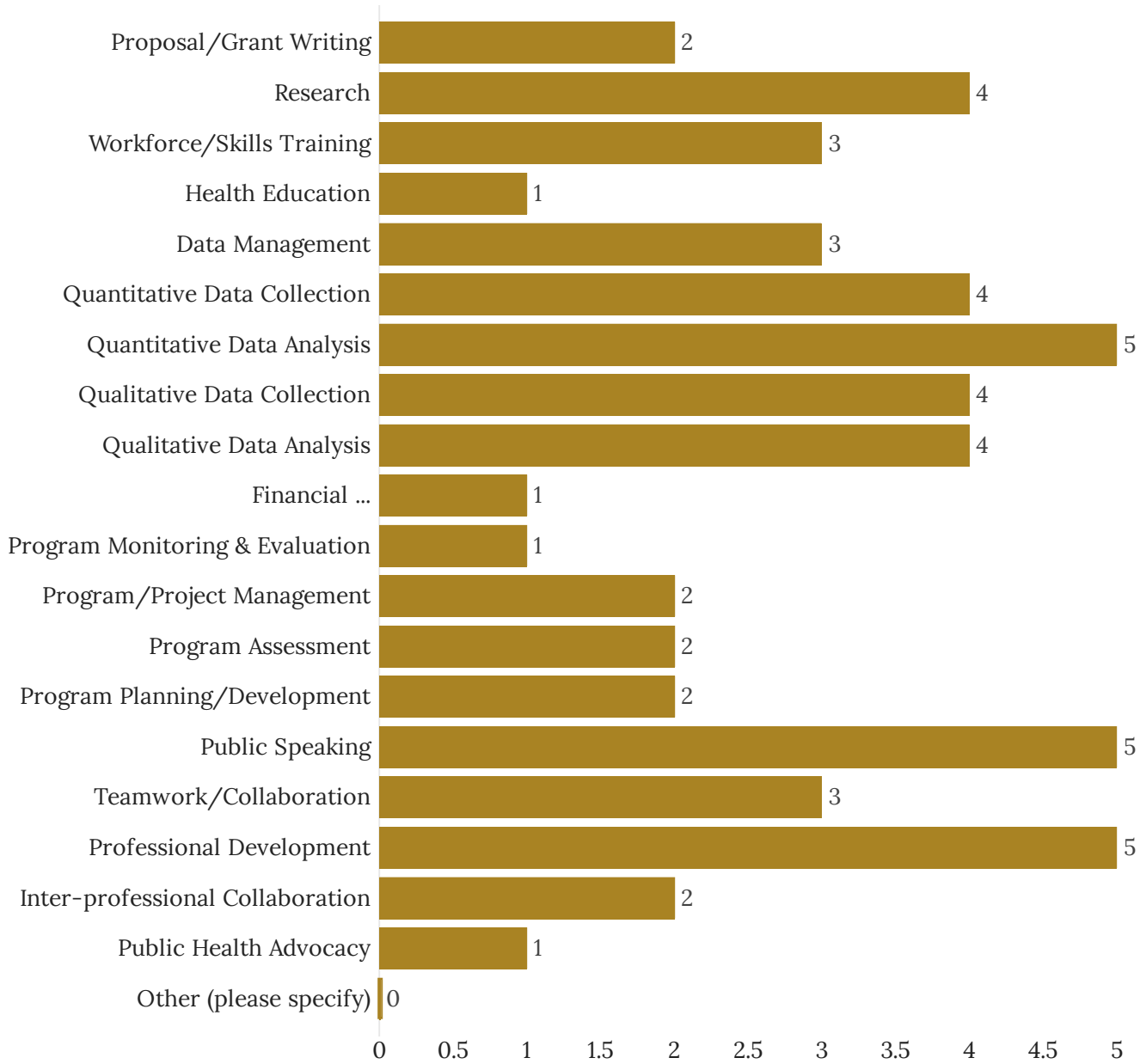
Field	Choice Count	
\$19,999 or less	0%	0
\$20,000 - \$29,999	0%	0
\$30,000 - \$39,999	0%	0
\$40,000 - \$49,999	0%	0
\$50,000 - \$59,999	17%	1
\$60,000 - \$69,999	33%	2
\$70,000 - \$79,999	0%	0
\$80,000 - \$89,999	17%	1
\$90,000 - \$99,999	0%	0
\$100,000 +	33%	2
Total		6

Alumni Job Duties



Field	Choice Count
Analyst	10% 2
Consulting	15% 3
Communication	5% 1
Management (Program/Project)	20% 4
Clinical/Medicine	5% 1
Policy	5% 1
Research	10% 2
Surveillance	15% 3
Teaching	5% 1
Evaluation	10% 2
Other (please specify)	0% 0
Total	20

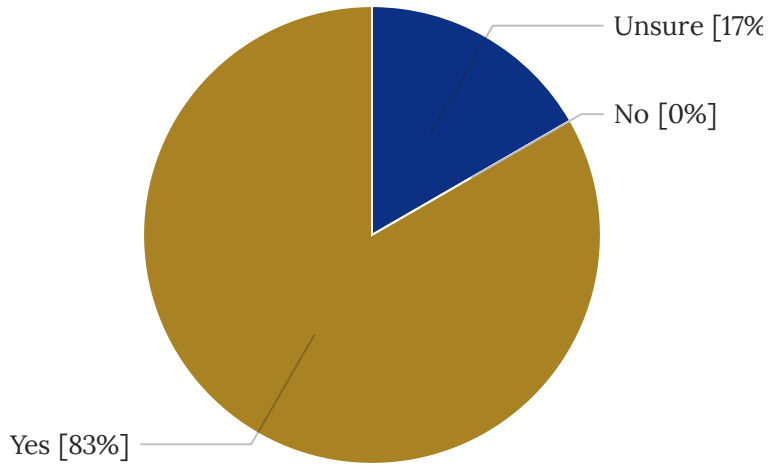
Skills that Prepared Alumni



Field	Choice Count
Proposal/Grant Writing	4% 2
Research	7% 4
Workforce/Skills Training	6% 3
Health Education	2% 1

Data Management	6%	3
Quantitative Data Collection	7%	4
Quantitative Data Analysis	9%	5
Qualitative Data Collection	7%	4
Qualitative Data Analysis	7%	4
Financial Accounting/Management/Budgeting	2%	1
Program Monitoring & Evaluation	2%	1
Program/Project Management	4%	2
Program Assessment	4%	2
Program Planning/Development	4%	2
Public Speaking	9%	5
Teamwork/Collaboration	6%	3
Professional Development	9%	5
Inter-professional Collaboration	4%	2
Public Health Advocacy	2%	1
Other (please specify)	0%	0
Total		54

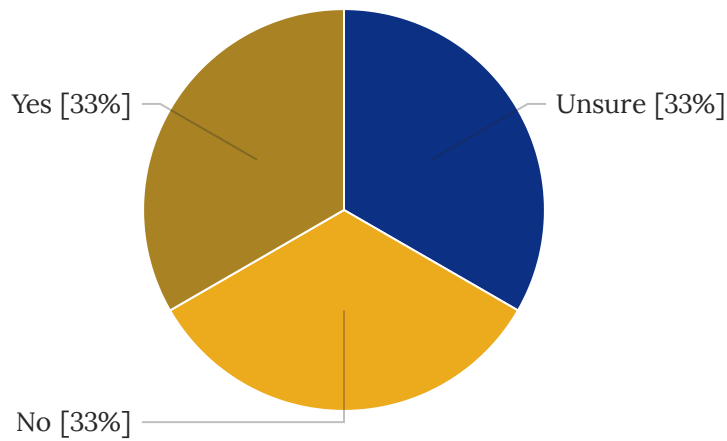
Employer Hiring Status: Doctoral Students



Field	Choice Count	
Yes	83%	5
No	0%	0
Unsure	17%	1
Total		6

Employer Hiring Status: Rollins Students

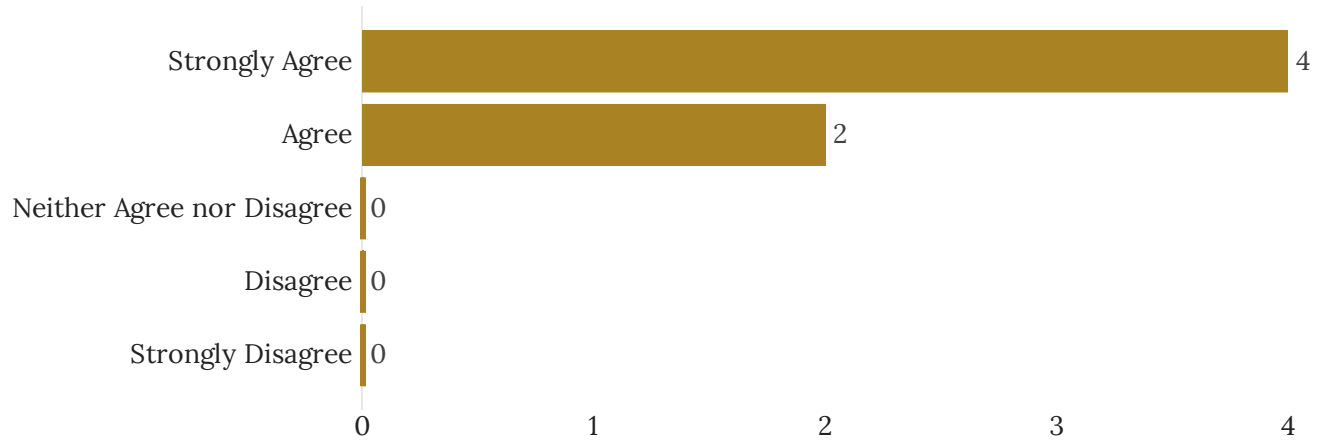
IE: Part-time, REAL, Internships, APE (Applied Practice Experience/Practicum)



Field	Choice Count	
Yes	33%	2
No	33%	2
Unsure	33%	2
Total		6

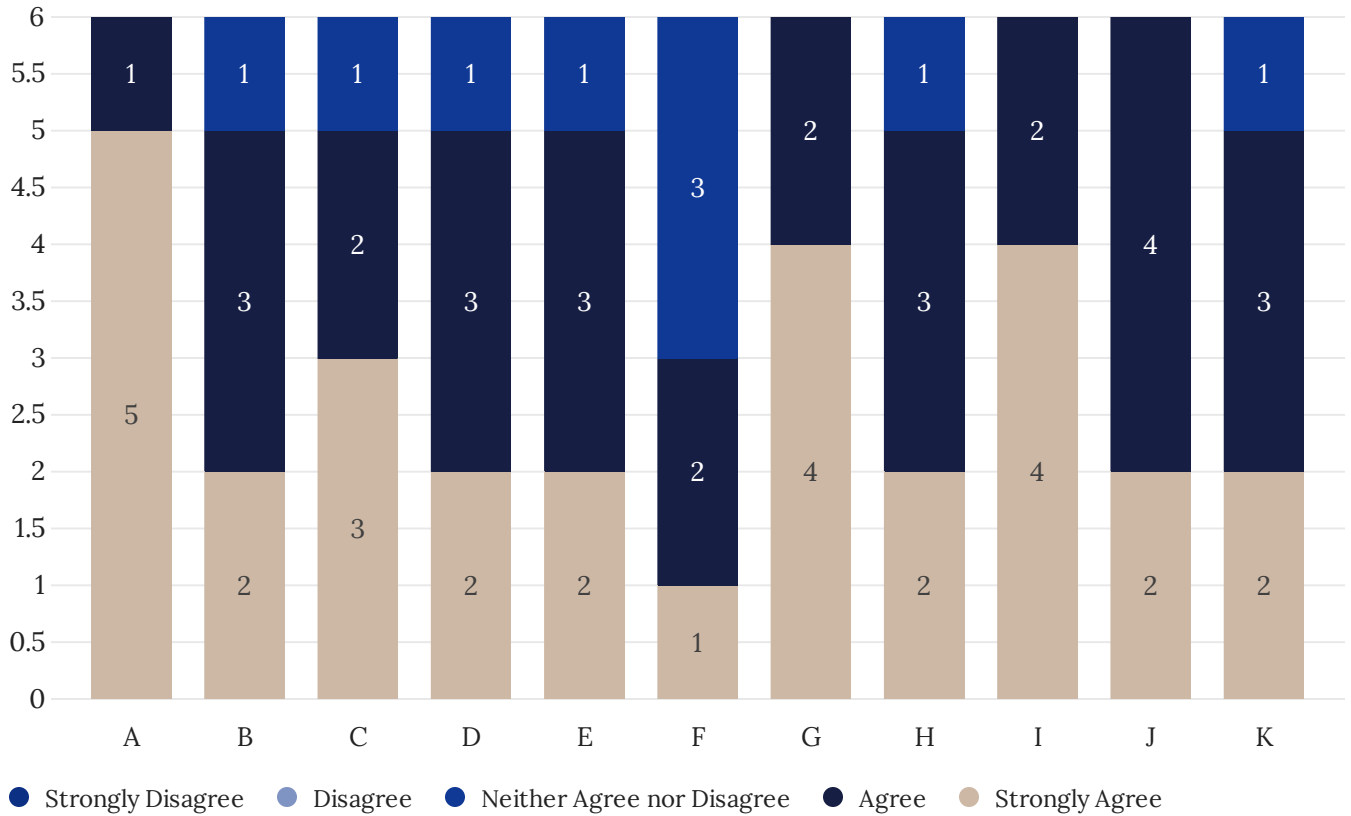
Preparation for the Work Force

The course work provided (including APE, Thesis, Capstone) during Rollins prepared me to work in my current field?



Field	Choice Count
Strongly Agree	67% 4
Agree	33% 2
Neither Agree nor Disagree	0% 0
Disagree	0% 0
Strongly Disagree	0% 0
Total	6

Competencies Applied Post-Graduation



Field	Strongly Agree	Agree	Neither Agree nor Disagree	Disagree	Strongly Disagree
A. Use analytic reasoning & quantitative methods to address questions in public health and population-based research.	17% 5	4% 1	0% 0	0% 0	0% 0
B. Describe environmental conditions, including biological, physical and chemical factors that affect the health of individuals, communities and populations.	7% 2	11% 3	11% 1	0% 0	0% 0
D. Describe the use of epidemiology methods to study the etiology and control of disease and injury in populations	10% 3	7% 2	11% 1	0% 0	0% 0

D. Discuss how health policy and finance affect the delivery, quality, access and costs of health care for individuals, communities and populations

7% 2 11% 3 11% 1 0% 0 0% 0

E. Describe behavioral, social and cultural factors that contribute to the health and well-being of individuals, communities and populations

7% 2 11% 3 11% 1 0% 0 0% 0

F. Assess the global forces that influence the health of culturally diverse populations around the world

3% 1 7% 2 33% 3 0% 0 0% 0

G. Apply skills and knowledge in public health setting(s) through planned and supervised experience(s) related to professional career objectives

14% 4 7% 2 0% 0 0% 0 0% 0

H. Integrate the broad base of public health knowledge and skills acquired from coursework, practicum and other learning activities into a culminating experience (thesis, special studies project, capstone)

7% 2 11% 3 11% 1 0% 0 0% 0

I. Develop the capacity for lifelong learning in public health

14% 4 7% 2 0% 0 0% 0 0% 0

J. Apply principles of ethical conduct to public health practice

7% 2 14% 4 0% 0 0% 0 0% 0

K. Diversity, equity and inclusion practices

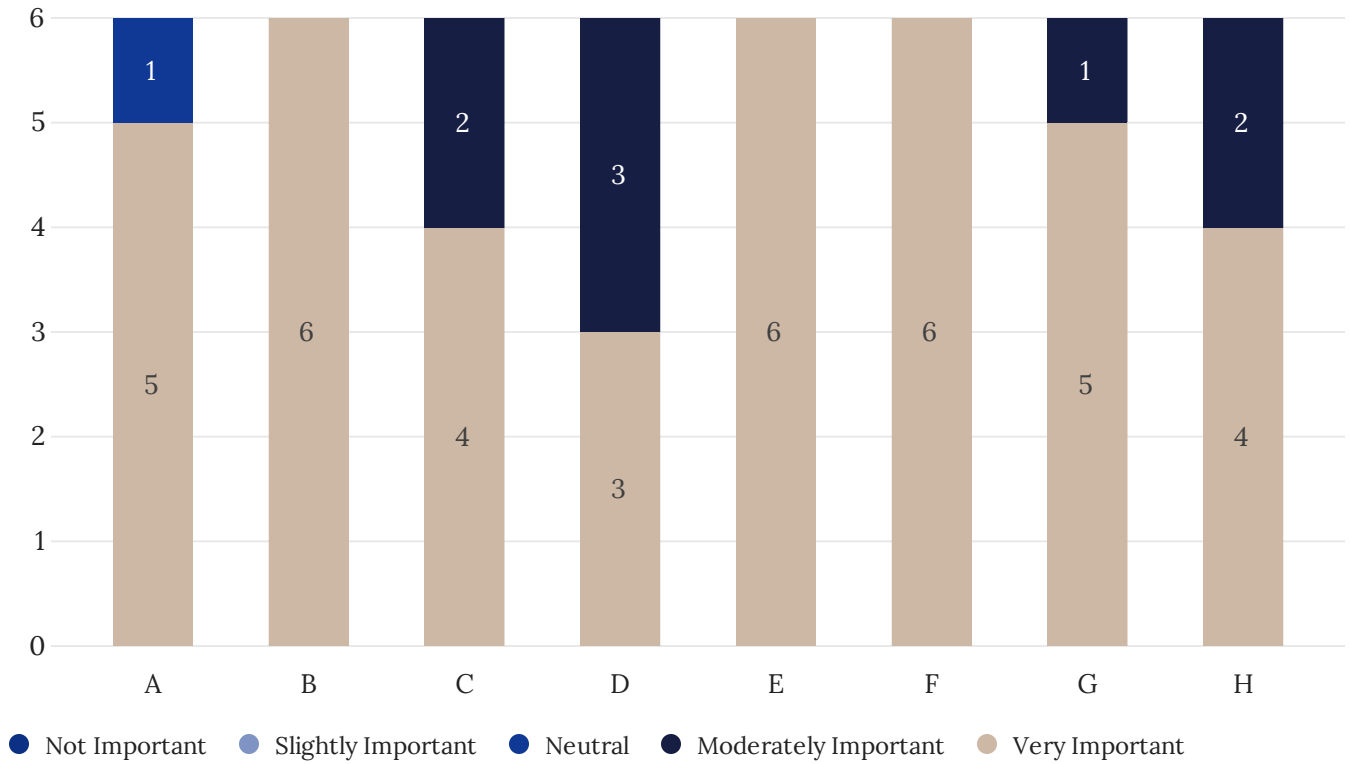
7% 2 11% 3 11% 1 0% 0 0% 0

Total

29 28 9 0 0

Job Readiness Skills

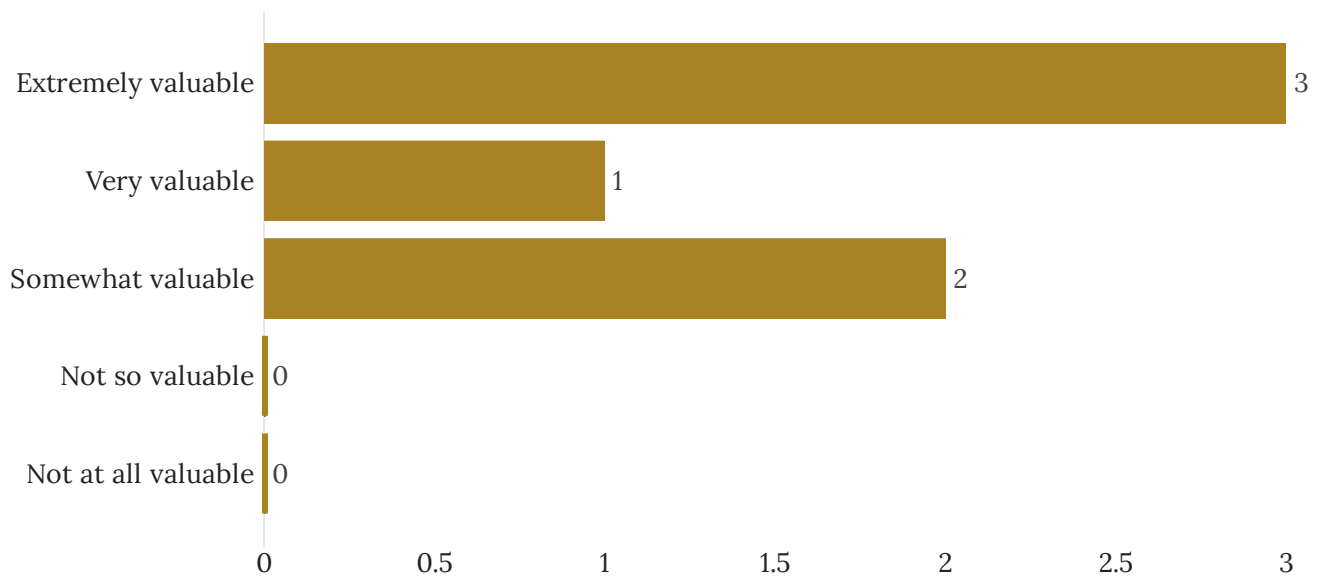
How important are each of the following skills for job readiness as a public health professional?



Field	Very Important	Moderately Important	Neutral	Slightly Important	Not Important
A. Evidence-based approaches	13% 5	0% 0	100% 1	0% 0	0% 0
B. Public health & health care systems	15% 6	0% 0	0% 0	0% 0	0% 0
C. Planning & management to promote health	10% 4	25% 2	0% 0	0% 0	0% 0
D. Policy in public health	8% 3	38% 3	0% 0	0% 0	0% 0
E. Leadership	15% 6	0% 0	0% 0	0% 0	0% 0
F. Communication	15% 6	0% 0	0% 0	0% 0	0% 0
G. Interprofessional practices	13% 5	13% 1	0% 0	0% 0	0% 0
H. Systems thinking	10% 4	25% 2	0% 0	0% 0	0% 0

Total 39 8 1 0 0

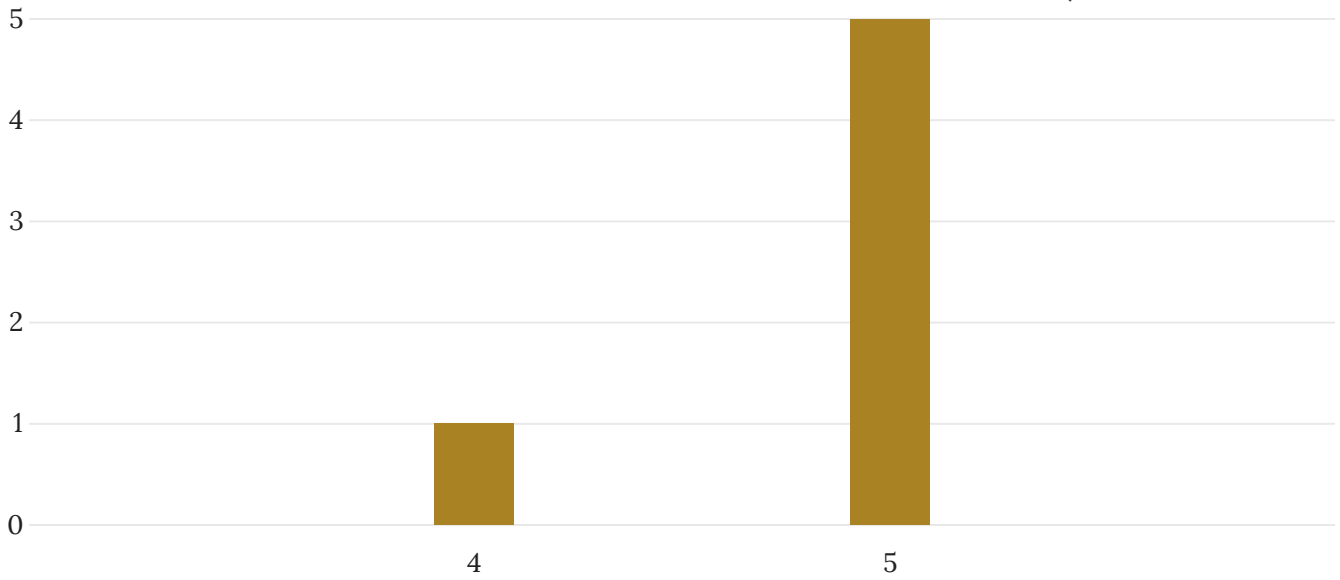
Value of RSPH/MPH/MSPH Degree in the Job Market



Field	Choice Count
Extremely valuable	50% 3
Very valuable	17% 1
Somewhat valuable	33% 2
Not so valuable	0% 0
Not at all valuable	0% 0
Total	6

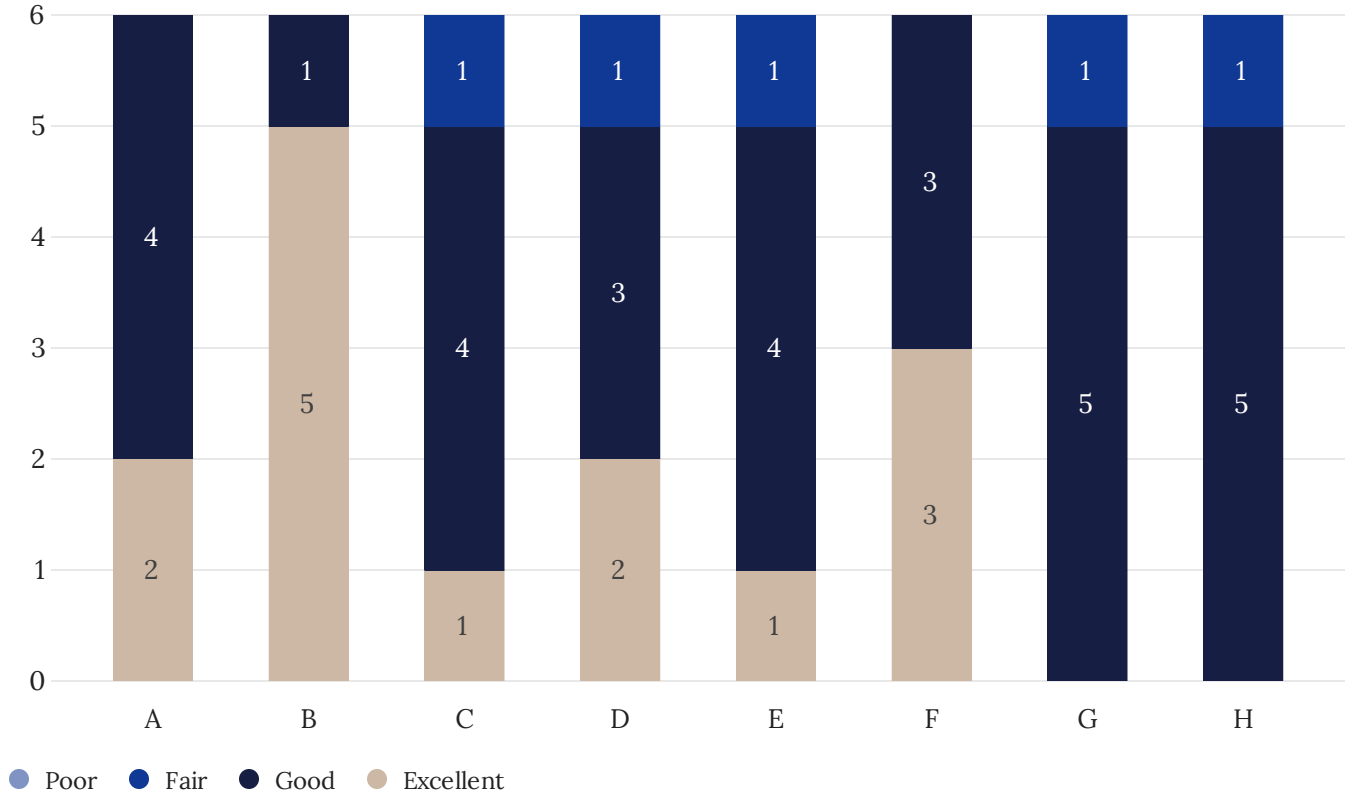
Decision to Attend RSPH

Alumni rated their decision to attend the RSPH for their MPH/MSPH



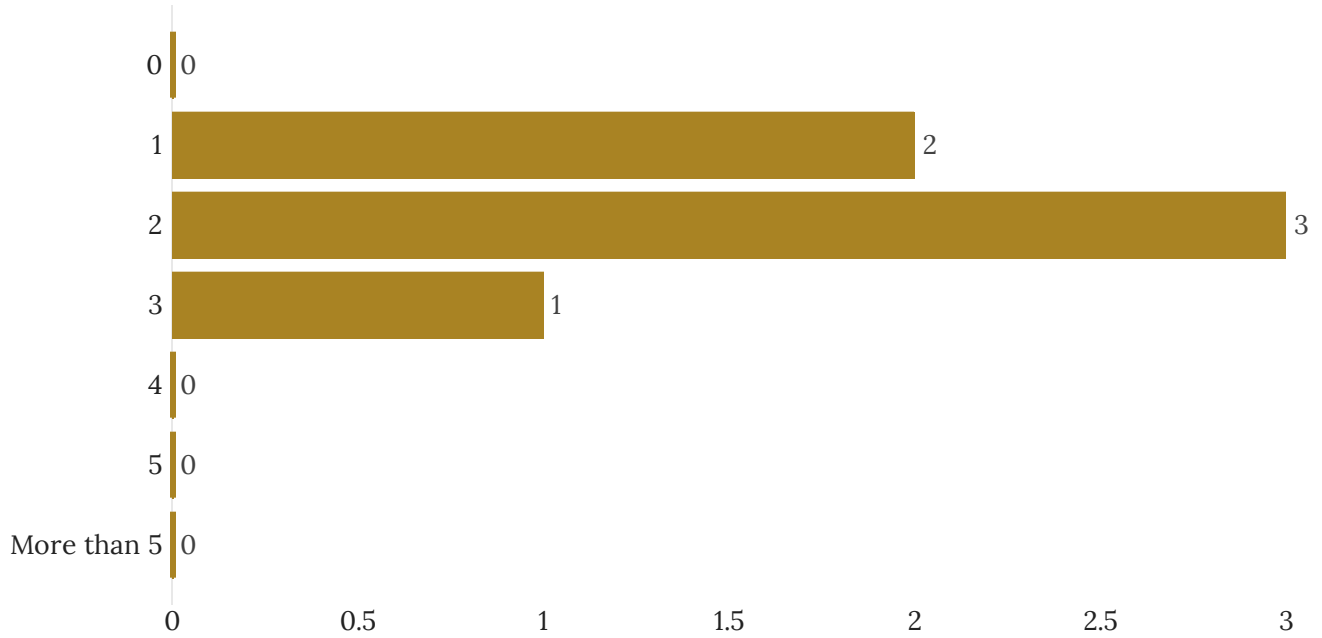
Field	Choice Count
4	17% 1
5	83% 5
Total	6

Importance on RSPH Student Experience



Field	Excellent	Good	Fair	Poor
A. Bond with other students	14% 2	14% 4	0% 0	0% 0
B. Quality academics/classes	36% 5	3% 1	0% 0	0% 0
C. Personal relationship with faculty	7% 1	14% 4	20% 1	0% 0
D. Relationship with administration and staff	14% 2	10% 3	20% 1	0% 0
E. Student leadership opportunities	7% 1	14% 4	20% 1	0% 0
F. Skills/training for career	21% 3	10% 3	0% 0	0% 0
G. Opportunity to interact with alumni	0% 0	17% 5	20% 1	0% 0
H. Opportunity to engage with the larger Atlanta community	0% 0	17% 5	20% 1	0% 0
Total	14	29	5	0

Number of Full Time Positions Since Graduation



Field	Choice Count
0	0% 0
1	33% 2
2	50% 3
3	17% 1
4	0% 0
5	0% 0
More than 5	0% 0
Total	6