



# Office of Career Development

---

## EXECUTIVE MASTER OF PUBLIC HEALTH PROGRAM (EMPH)

2020 RSPH Alumni Survey Report

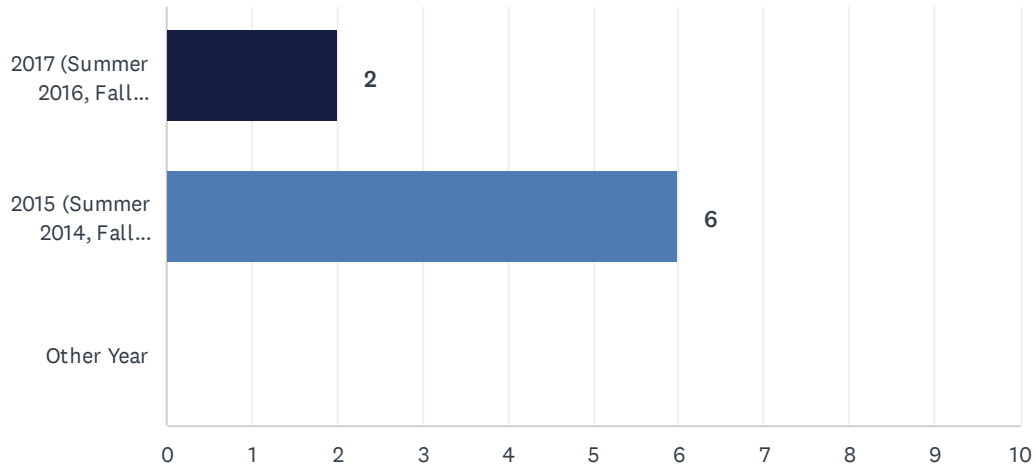


EMORY

ROLLINS  
SCHOOL OF  
PUBLIC  
HEALTH

## Q1 What year did you graduate from the RSPH?

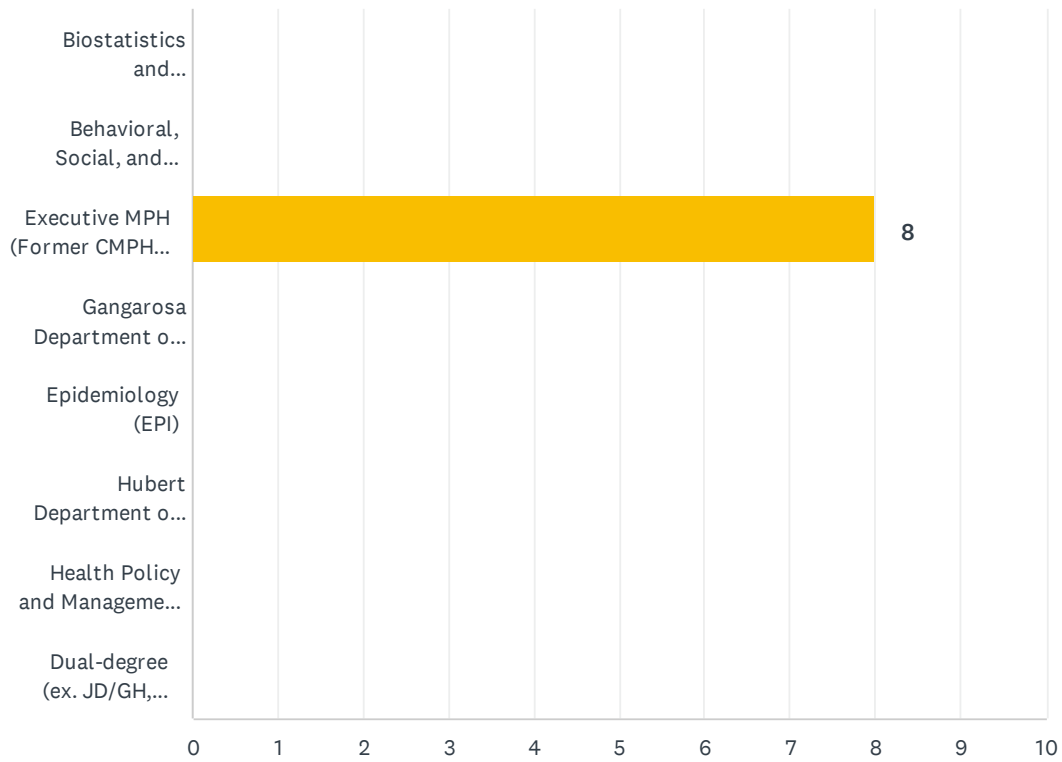
Answered: 8 Skipped: 0



ANSWER CHOICES	RESPONSES	
2017 (Summer 2016, Fall 2016, & Spring 2017)	25.00%	2
2015 (Summer 2014, Fall 2014, & Spring 2015)	75.00%	6
Other Year	0.00%	0
<b>TOTAL</b>		<b>8</b>

## Q2 RSPH Department:

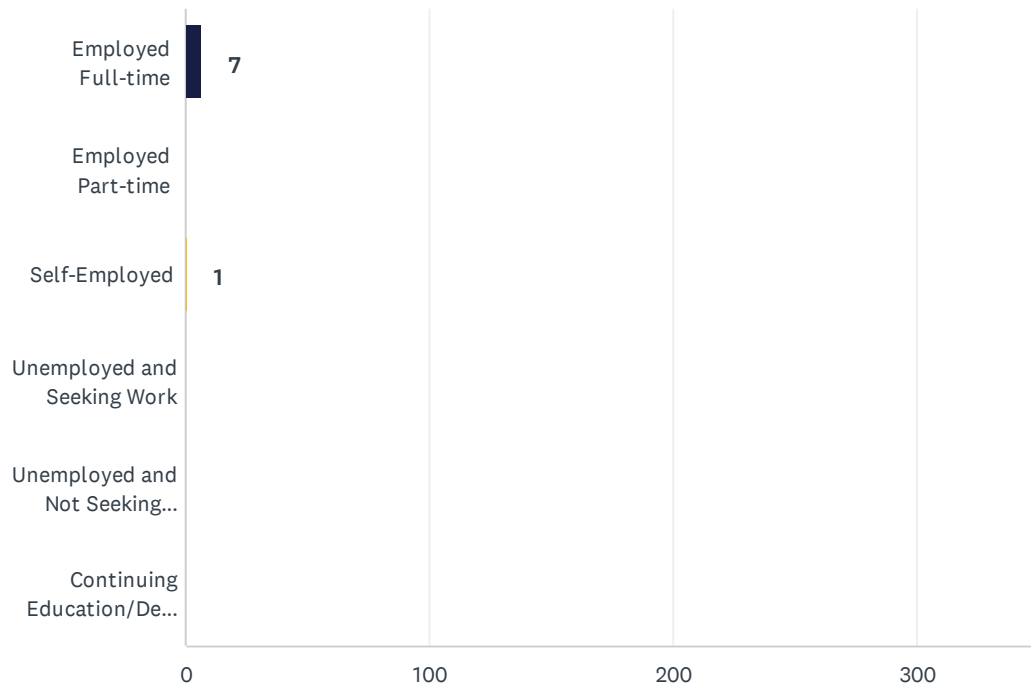
Answered: 8 Skipped: 0



ANSWER CHOICES	RESPONSES
Biostatistics and Bioinformatics (BIOS)	0.00% 0
Behavioral, Social, and Health Education Sciences (BSHES) [Former Behavioral Sciences and Health Education (BSHE)]	0.00% 0
Executive MPH (Former CMPH Program)	100.00% 8
Gangarosa Department of Environmental Health (EH)	0.00% 0
Epidemiology (EPI)	0.00% 0
Hubert Department of Global Health (GH)	0.00% 0
Health Policy and Management (HPM)	0.00% 0
Dual-degree (ex. JD/GH, MD/BSHE, etc.)	0.00% 0
<b>TOTAL</b>	<b>8</b>

## Q4 What is your current employment status?

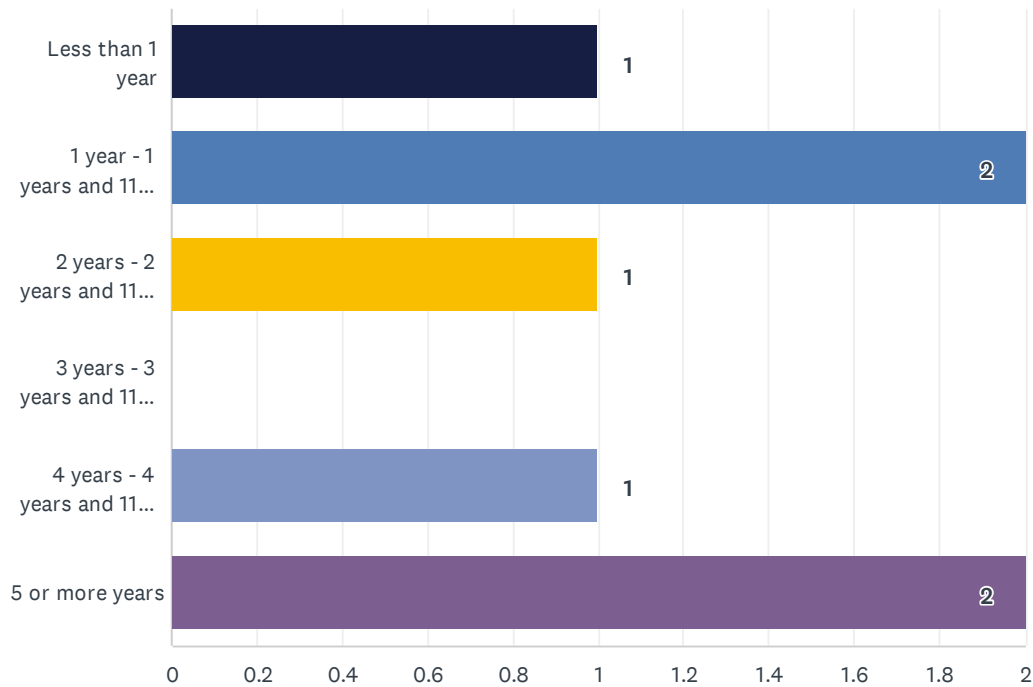
Answered: 8 Skipped: 0



ANSWER CHOICES	RESPONSES	
Employed Full-time	87.50%	7
Employed Part-time	0.00%	0
Self-Employed	12.50%	1
Unemployed and Seeking Work	0.00%	0
Unemployed and Not Seeking Work	0.00%	0
Continuing Education/Degree Seeking	0.00%	0
<b>TOTAL</b>		<b>8</b>

## Q12 How long have you been employed at your current job?

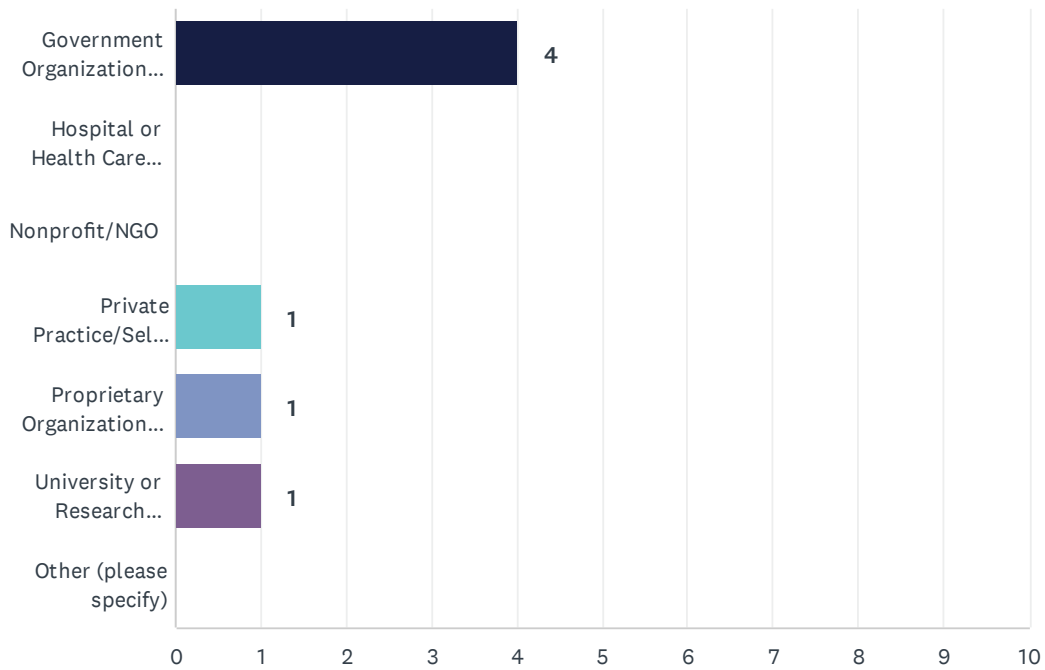
Answered: 7 Skipped: 1



ANSWER CHOICES	RESPONSES	
Less than 1 year	14.29%	1
1 year - 1 years and 11 months	28.57%	2
2 years - 2 years and 11 months	14.29%	1
3 years - 3 years and 11 months	0.00%	0
4 years - 4 years and 11 months	14.29%	1
5 or more years	28.57%	2
Total Respondents: 7		

### Q13 Which one of the following best describes your employment sector?

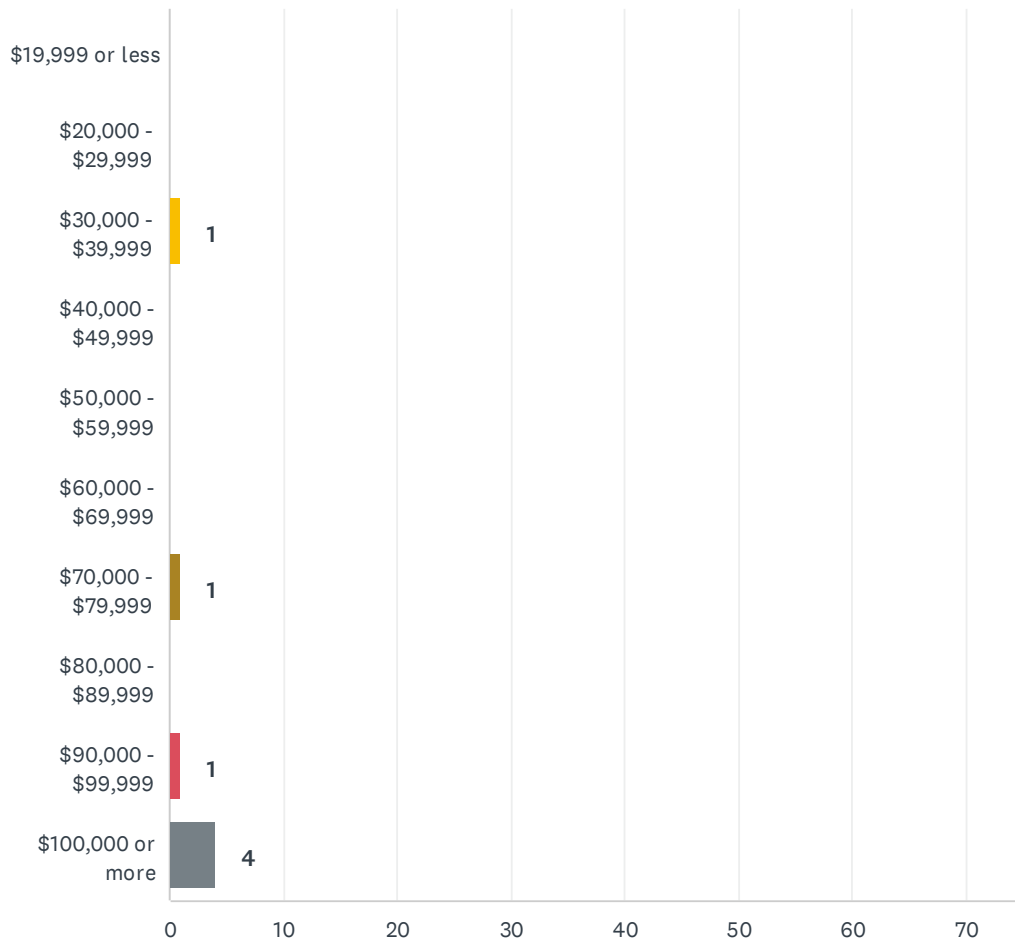
Answered: 7 Skipped: 1



ANSWER CHOICES	RESPONSES	
Government Organization (Federal, State, Local)	57.14%	4
Hospital or Health Care Facility	0.00%	0
Nonprofit/NGO	0.00%	0
Private Practice/Self-Employed	14.29%	1
Proprietary Organizations (Industry, Pharmaceutical company, Consulting, Other For-Profit Org)	14.29%	1
University or Research Institution (e.g. Emory University)	14.29%	1
Other (please specify)	0.00%	0
<b>TOTAL</b>		<b>7</b>

## Q14 Annual Salary Range:

Answered: 7 Skipped: 1



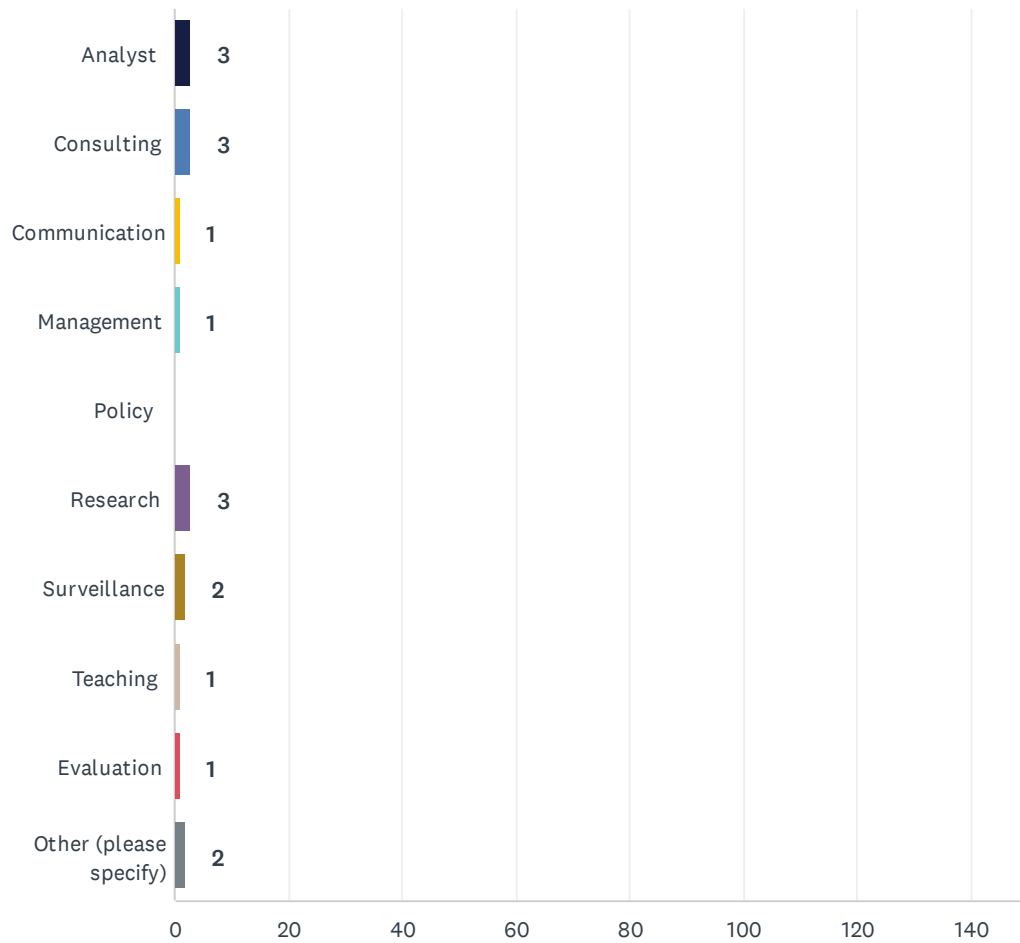
RSPH 3 & 5 Year Post-Grad Alumni Survey (2020)

ANSWER CHOICES	RESPONSES	
\$19,999 or less	0.00%	0
\$20,000 - \$29,999	0.00%	0
\$30,000 - \$39,999	14.29%	1
\$40,000 - \$49,999	0.00%	0
\$50,000 - \$59,999	0.00%	0
\$60,000 - \$69,999	0.00%	0
\$70,000 - \$79,999	14.29%	1
\$80,000 - \$89,999	0.00%	0
\$90,000 - \$99,999	14.29%	1
\$100,000 or more	57.14%	4
<b>TOTAL</b>		<b>7</b>



### Q15 Which category best describes your job duties? (Check all that apply)

Answered: 7 Skipped: 1

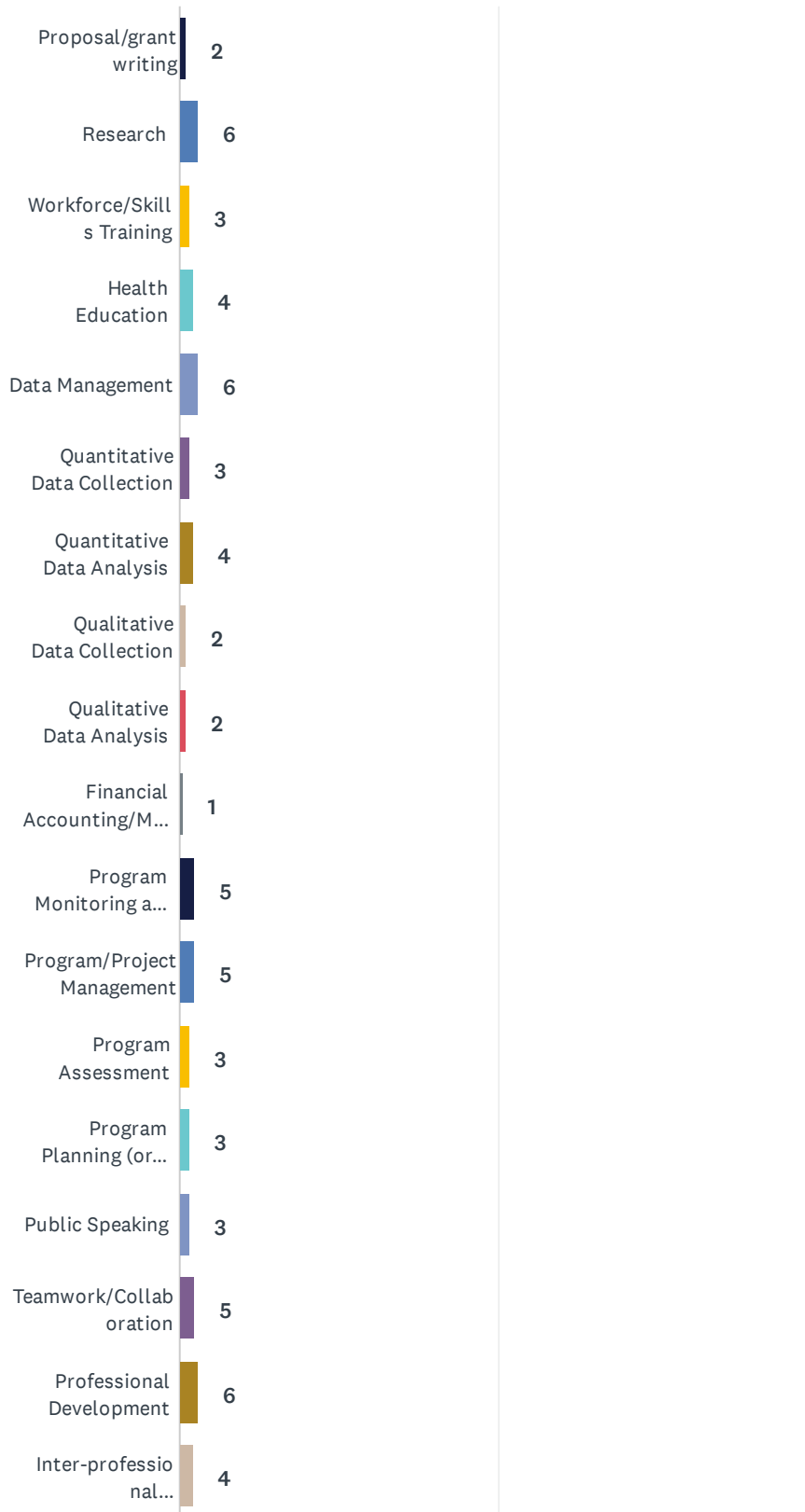


RSPH 3 & 5 Year Post-Grad Alumni Survey (2020)

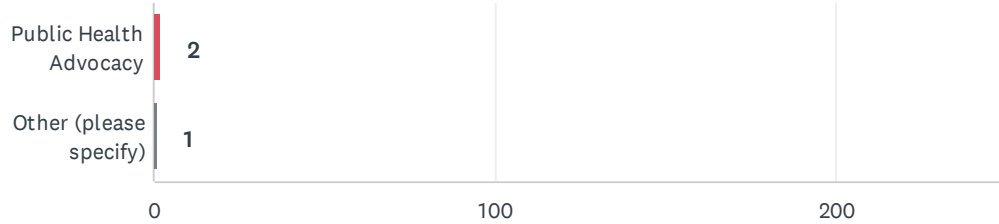
ANSWER CHOICES	RESPONSES	
Analyst	42.86%	3
Consulting	42.86%	3
Communication	14.29%	1
Management	14.29%	1
Policy	0.00%	0
Research	42.86%	3
Surveillance	28.57%	2
Teaching	14.29%	1
Evaluation	14.29%	1
Other (please specify)	28.57%	2
Total Respondents: 7		

### Q16 What skills prepared you for the job you currently have? (Check all that apply)

Answered: 7 Skipped: 1



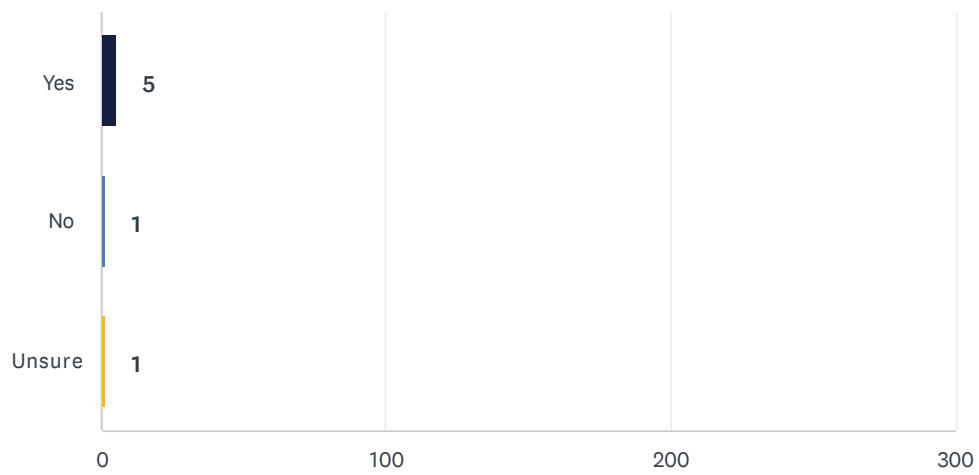
## RSPH 3 & 5 Year Post-Grad Alumni Survey (2020)



ANSWER CHOICES	RESPONSES	
Proposal/grant writing	28.57%	2
Research	85.71%	6
Workforce/Skills Training	42.86%	3
Health Education	57.14%	4
Data Management	85.71%	6
Quantitative Data Collection	42.86%	3
Quantitative Data Analysis	57.14%	4
Qualitative Data Collection	28.57%	2
Qualitative Data Analysis	28.57%	2
Financial Accounting/Management/Budgeting	14.29%	1
Program Monitoring and Evaluation	71.43%	5
Program/Project Management	71.43%	5
Program Assessment	42.86%	3
Program Planning (or Development)	42.86%	3
Public Speaking	42.86%	3
Teamwork/Collaboration	71.43%	5
Professional Development	85.71%	6
Inter-professional Collaboration	57.14%	4
Public Health Advocacy	28.57%	2
Other (please specify)	14.29%	1
<b>Total Respondents: 7</b>		

## Q17 Does your current employer hire doctoral trained employees?

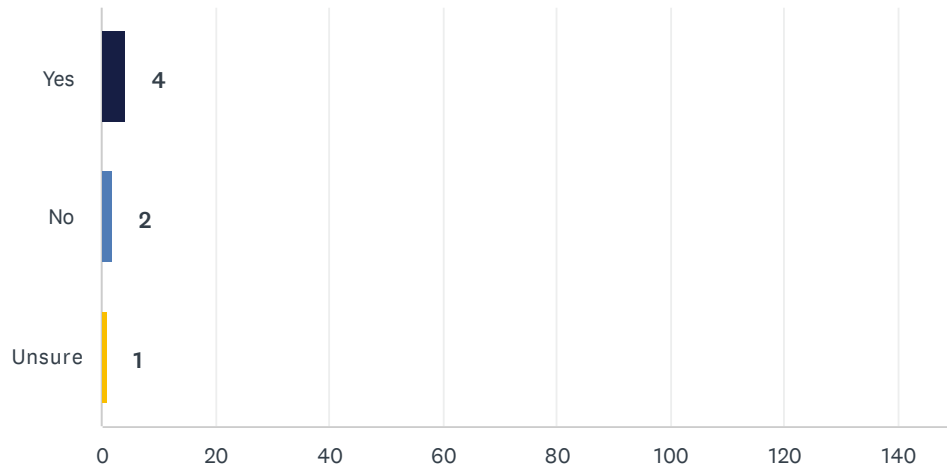
Answered: 7 Skipped: 1



ANSWER CHOICES	RESPONSES	
Yes	71.43%	5
No	14.29%	1
Unsure	14.29%	1
<b>TOTAL</b>		<b>7</b>

### Q18 Does your current employer hire Rollins students (i.e. part-time, REAL, internships, applied practice experience [previously called practicum] positions)?

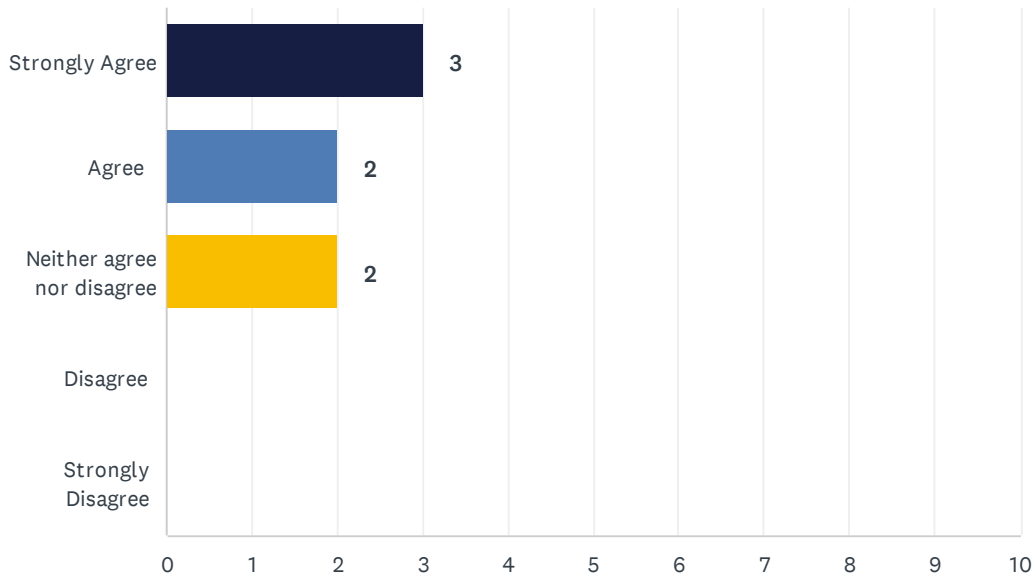
Answered: 7 Skipped: 1



ANSWER CHOICES	RESPONSES	
Yes	57.14%	4
No	28.57%	2
Unsure	14.29%	1
<b>TOTAL</b>		<b>7</b>

**Q19 The course work (including applied practice experience/practicum, thesis and/or capstone) at RSPH provided me with the basic competencies and skills required for working in public health/current field.**

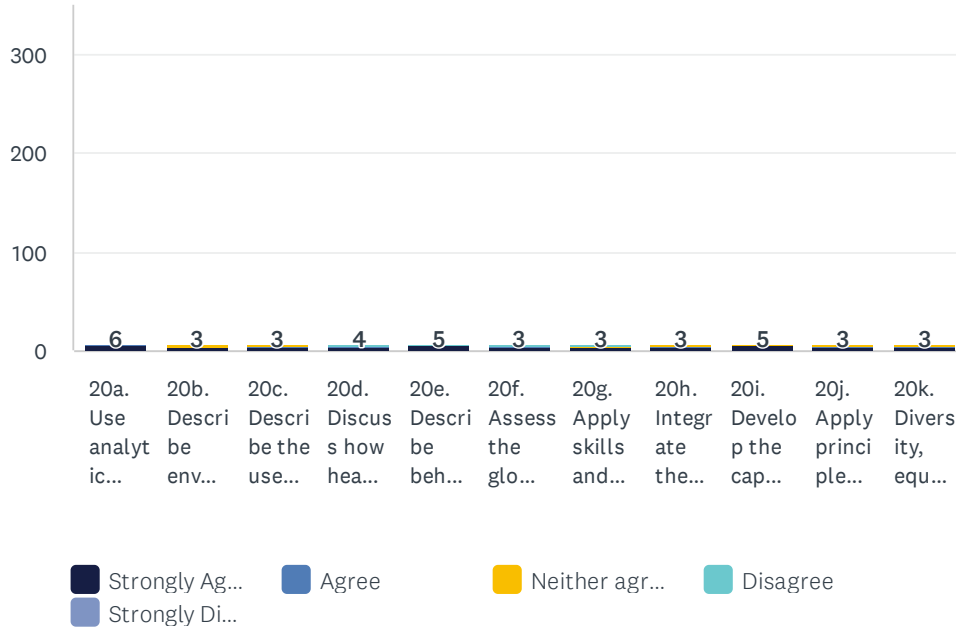
Answered: 7 Skipped: 1



ANSWER CHOICES	RESPONSES	
Strongly Agree	42.86%	3
Agree	28.57%	2
Neither agree nor disagree	28.57%	2
Disagree	0.00%	0
Strongly Disagree	0.00%	0
<b>TOTAL</b>		<b>7</b>

## Q20 I have attained and had the ability to apply the following 11 competencies post-graduation in a past/current job:

Answered: 7 Skipped: 1



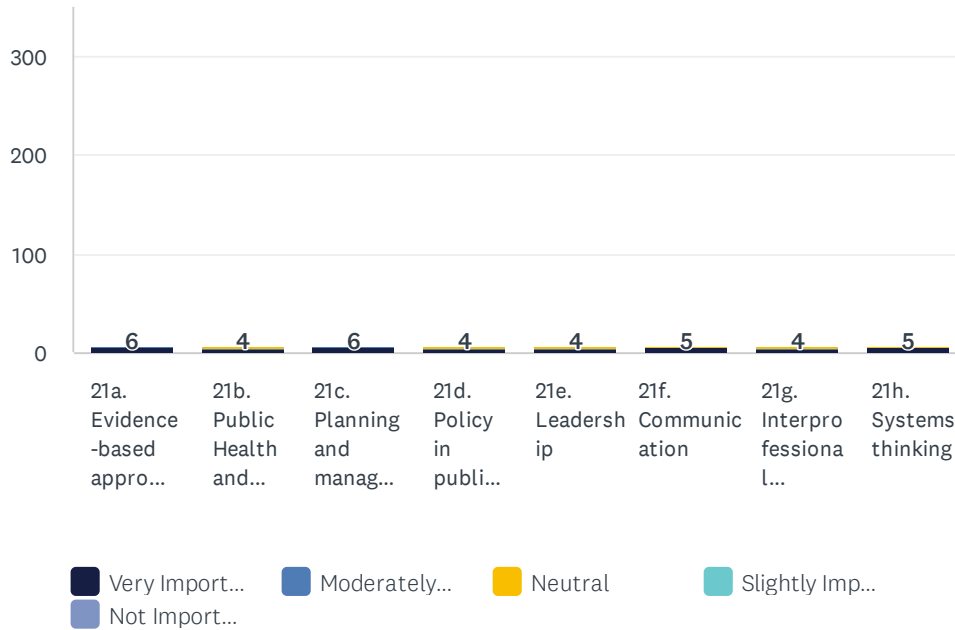


RSPH 3 & 5 Year Post-Grad Alumni Survey (2020)

	STRONGLY AGREE	AGREE	NEITHER AGREE NOR DISAGREE	DISAGREE	STRONGLY DISAGREE	TOTAL	WEIGHTED AVERAGE
20a. Use analytic reasoning and quantitative methods to address questions in public health and population-based research	85.71% 6	14.29% 1	0.00% 0	0.00% 0	0.00% 0	7	4.86
20b. Describe environmental conditions, including biological, physical and chemical factors that affect the health of individuals, communities and populations	42.86% 3	14.29% 1	42.86% 3	0.00% 0	0.00% 0	7	4.00
20c. Describe the use of epidemiology methods to study the etiology and control of disease and injury in populations	42.86% 3	42.86% 3	14.29% 1	0.00% 0	0.00% 0	7	4.29
20d. Discuss how health policy and finance affect the delivery, quality, access and costs of health care for individuals, communities and populations	57.14% 4	28.57% 2	0.00% 0	14.29% 1	0.00% 0	7	4.29
20e. Describe behavioral, social and cultural factors that contribute to the health and well-being of individuals, communities and populations	71.43% 5	14.29% 1	0.00% 0	14.29% 1	0.00% 0	7	4.43
20f. Assess the global forces that influence the health of culturally diverse populations around the world	42.86% 3	28.57% 2	14.29% 1	14.29% 1	0.00% 0	7	4.00
20g. Apply skills and knowledge in public health setting(s) through planned and supervised experience(s) related to professional career objectives	42.86% 3	0.00% 0	42.86% 3	14.29% 1	0.00% 0	7	3.71
20h. Integrate the broad base of public health knowledge and skills acquired from coursework, practicum and other learning activities into a culminating experience (thesis, special studies project, capstone)	42.86% 3	28.57% 2	28.57% 2	0.00% 0	0.00% 0	7	4.14
20i. Develop the capacity for lifelong learning in public health	71.43% 5	14.29% 1	14.29% 1	0.00% 0	0.00% 0	7	4.57
20j. Apply principles of ethical conduct to public health practice	42.86% 3	28.57% 2	28.57% 2	0.00% 0	0.00% 0	7	4.14
20k. Diversity, equity and inclusion practices	42.86% 3	28.57% 2	28.57% 2	0.00% 0	0.00% 0	7	4.14

## Q21 Reflecting on your experience, how important are each of the following skills for job readiness as a public health professional?

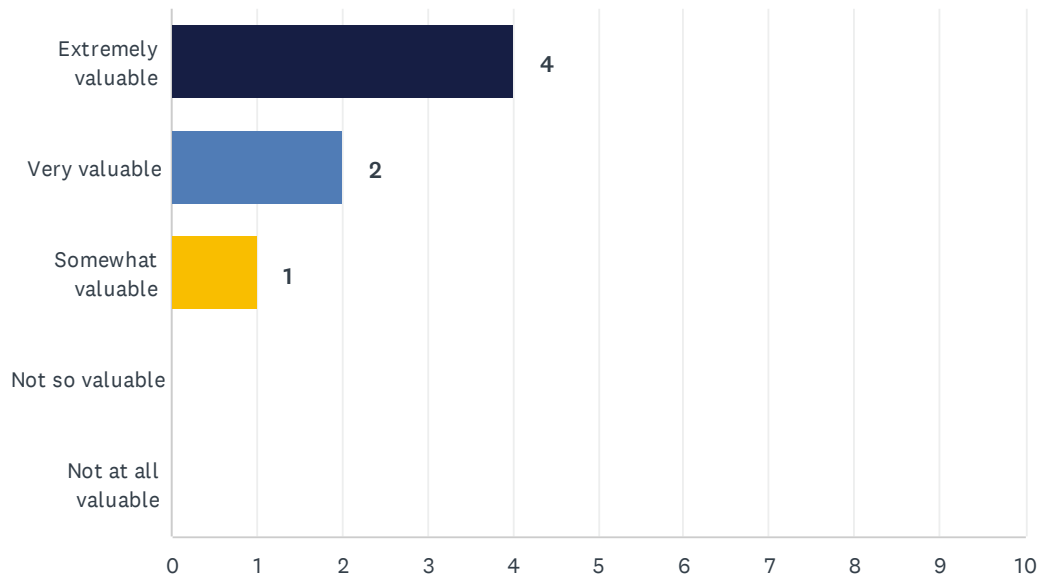
Answered: 7 Skipped: 1



	VERY IMPORTANT	MODERATELY IMPORTANT	NEUTRAL	SLIGHTLY IMPORTANT	NOT IMPORTANT	TOTAL	WEIGHTED AVERAGE
21a. Evidence-based approaches to public health	85.71% 6	14.29% 1	0.00% 0	0.00% 0	0.00% 0	7	4.86
21b. Public Health and health care systems	57.14% 4	14.29% 1	28.57% 2	0.00% 0	0.00% 0	7	4.29
21c. Planning and management to promote health	85.71% 6	14.29% 1	0.00% 0	0.00% 0	0.00% 0	7	4.86
21d. Policy in public health	57.14% 4	14.29% 1	28.57% 2	0.00% 0	0.00% 0	7	4.29
21e. Leadership	57.14% 4	28.57% 2	14.29% 1	0.00% 0	0.00% 0	7	4.43
21f. Communication	71.43% 5	14.29% 1	14.29% 1	0.00% 0	0.00% 0	7	4.57
21g. Interprofessional practice	57.14% 4	14.29% 1	28.57% 2	0.00% 0	0.00% 0	7	4.29
21h. Systems thinking	71.43% 5	0.00% 0	28.57% 2	0.00% 0	0.00% 0	7	4.43

## Q23 Based on your career interests and goals, how valuable is/was your RSPH MPH or MSPH degree in the job market?

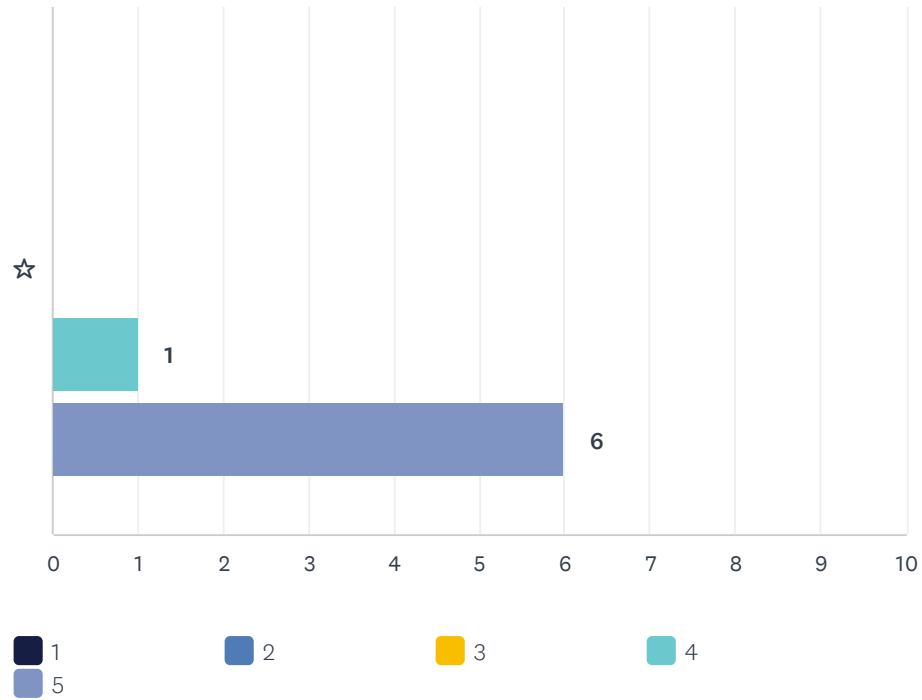
Answered: 7 Skipped: 1



ANSWER CHOICES	RESPONSES	
Extremely valuable	57.14%	4
Very valuable	28.57%	2
Somewhat valuable	14.29%	1
Not so valuable	0.00%	0
Not at all valuable	0.00%	0
<b>TOTAL</b>		<b>7</b>

## Q24 How would you rate your decision to attend the RSPH?

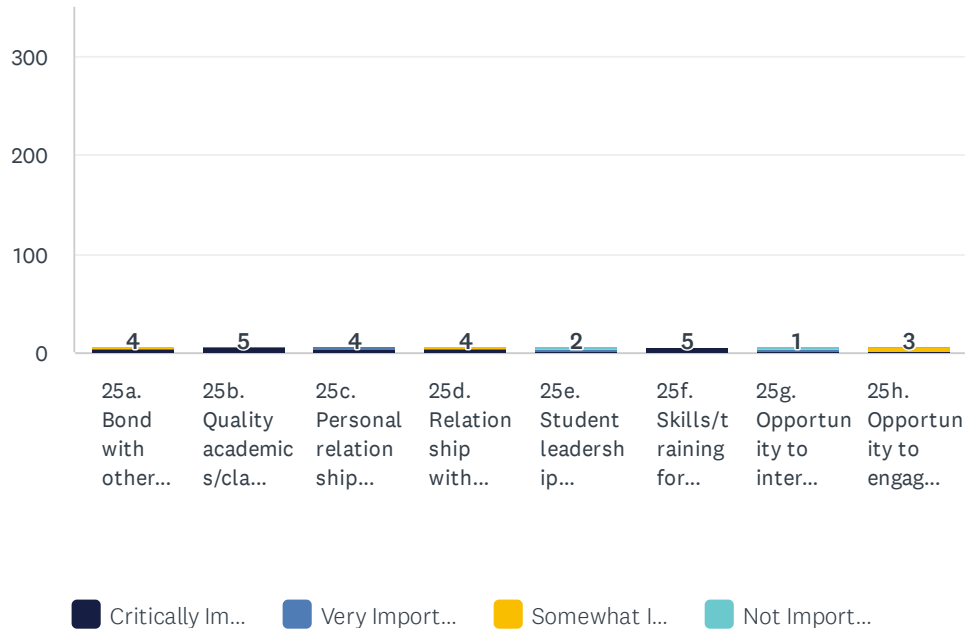
Answered: 7 Skipped: 1



	1	2	3	4	5	TOTAL	WEIGHTED AVERAGE
☆	0.00% 0	0.00% 0	0.00% 0	14.29% 1	85.71% 6	7	4.86

## Q25 How important was each of the following to your experience as a student?

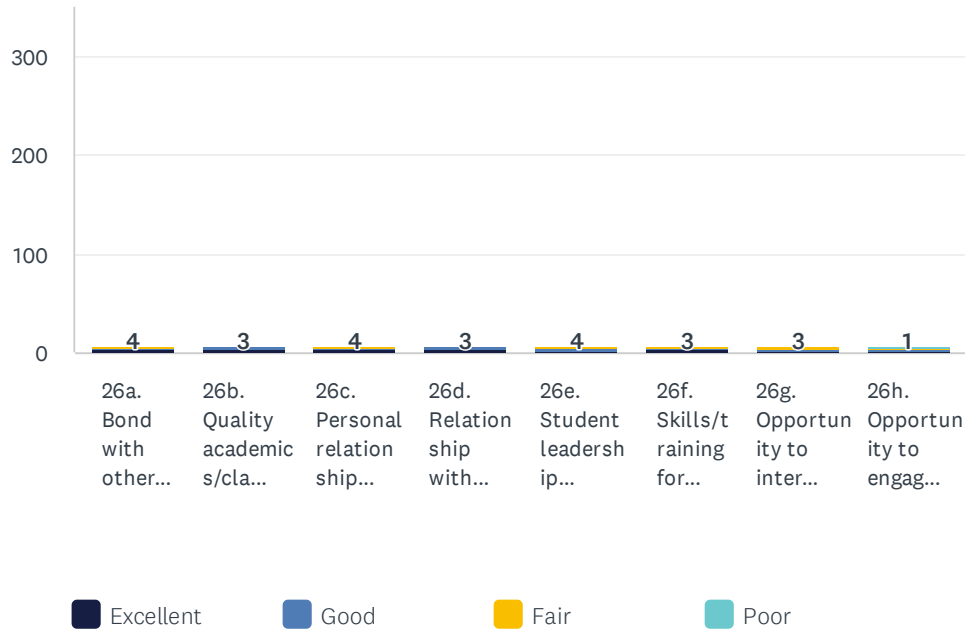
Answered: 7 Skipped: 1



	CRITICALLY IMPORTANT	VERY IMPORTANT	SOMEWHAT IMPORTANT	NOT IMPORTANT	TOTAL
25a. Bond with other students	57.14% 4	14.29% 1	28.57% 2	0.00% 0	7
25b. Quality academics/classes	71.43% 5	28.57% 2	0.00% 0	0.00% 0	7
25c. Personal relationship with faculty	42.86% 3	57.14% 4	0.00% 0	0.00% 0	7
25d. Relationship with administration and staff	57.14% 4	28.57% 2	14.29% 1	0.00% 0	7
25e. Student leadership opportunities	28.57% 2	14.29% 1	28.57% 2	28.57% 2	7
25f. Skills/training for career	83.33% 5	0.00% 0	16.67% 1	0.00% 0	6
25g. Opportunity to interact with alumni	28.57% 2	28.57% 2	28.57% 2	14.29% 1	7
25h. Opportunity to engage with the larger Atlanta community	14.29% 1	14.29% 1	42.86% 3	28.57% 2	7

## Q26 How well did the RSPH do at providing the following experiences?

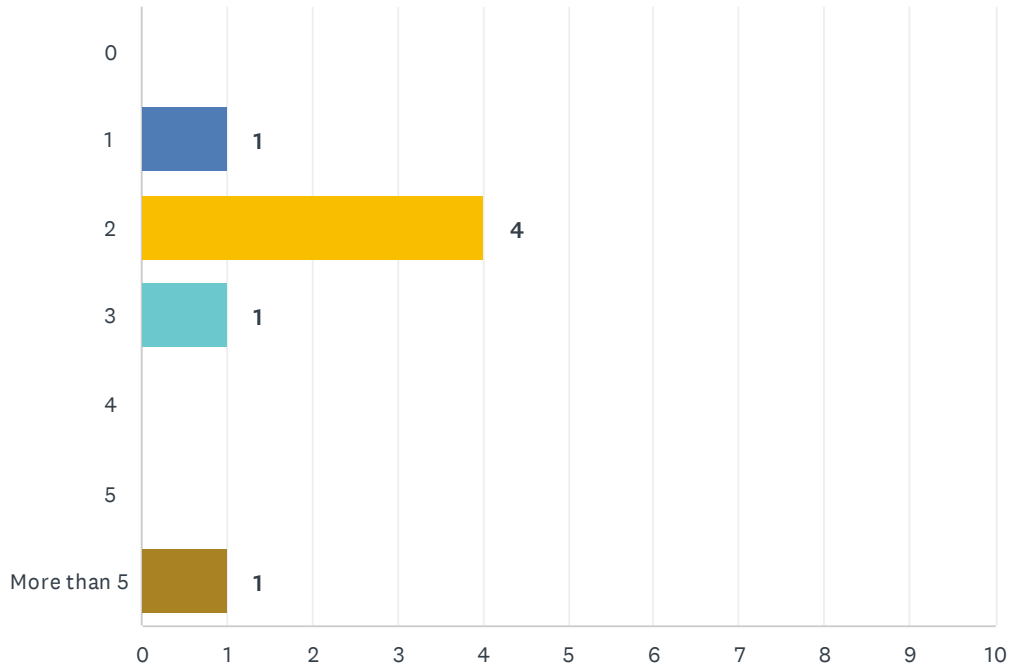
Answered: 7 Skipped: 1



	EXCELLENT	GOOD	FAIR	POOR	TOTAL
26a. Bond with other students	57.14% 4	28.57% 2	14.29% 1	0.00% 0	7
26b. Quality academics/classes	57.14% 4	42.86% 3	0.00% 0	0.00% 0	7
26c. Personal relationship with faculty	57.14% 4	28.57% 2	14.29% 1	0.00% 0	7
26d. Relationship with administration and staff	57.14% 4	42.86% 3	0.00% 0	0.00% 0	7
26e. Student leadership opportunities	28.57% 2	57.14% 4	14.29% 1	0.00% 0	7
26f. Skills/training for career	42.86% 3	42.86% 3	14.29% 1	0.00% 0	7
26g. Opportunity to interact with alumni	14.29% 1	42.86% 3	42.86% 3	0.00% 0	7
26h. Opportunity to engage with the larger Atlanta community	14.29% 1	42.86% 3	28.57% 2	14.29% 1	7

## Q27 Since graduation from the RSPH, how many full-time positions have you held?

Answered: 7 Skipped: 1



ANSWER CHOICES	RESPONSES	
0	0.00%	0
1	14.29%	1
2	57.14%	4
3	14.29%	1
4	0.00%	0
5	0.00%	0
More than 5	14.29%	1
<b>TOTAL</b>		<b>7</b>