



Office of Career Development

ENVIRONMENTAL HEALTH (EH)

2019 RSPH Alumni Survey Report

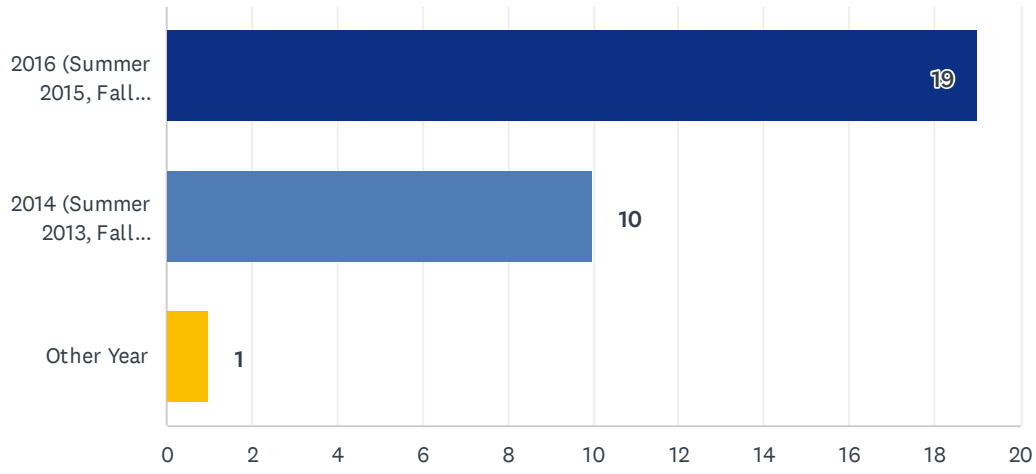


EMORY

ROLLINS
SCHOOL OF
PUBLIC
HEALTH

Q1 What year did you graduate from the RSPH?

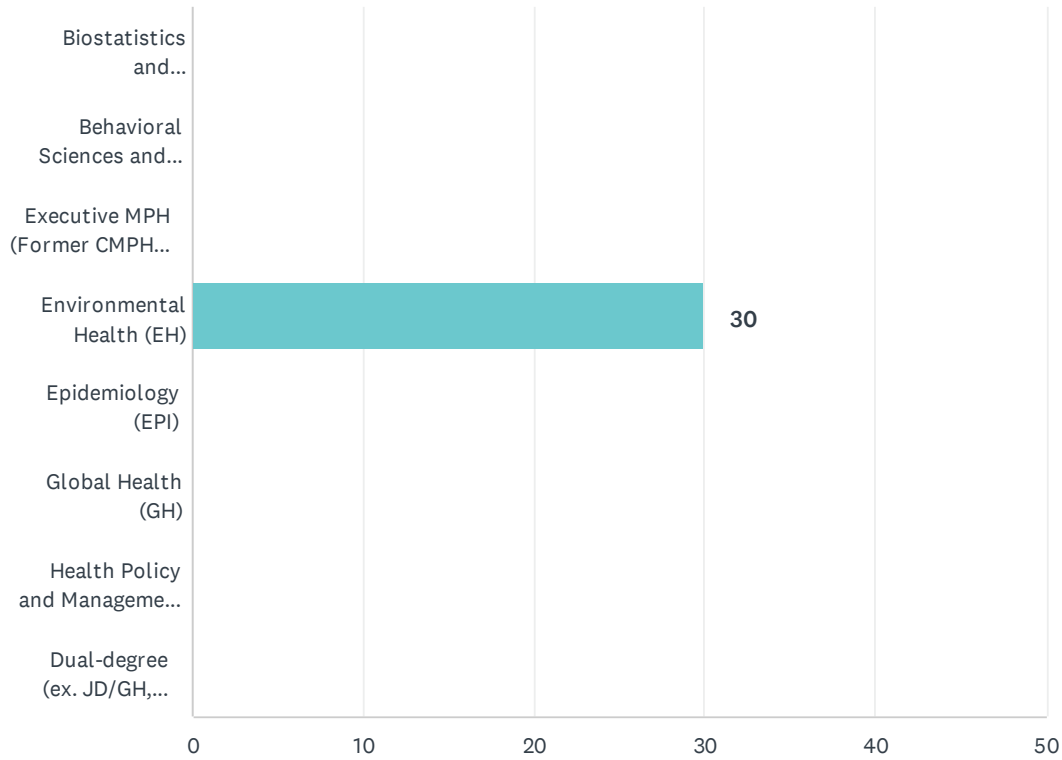
Answered: 30 Skipped: 0



ANSWER CHOICES	RESPONSES
2016 (Summer 2015, Fall 2015, & Spring 2016)	63.33% 19
2014 (Summer 2013, Fall 2013, & Spring 2014)	33.33% 10
Other Year	3.33% 1
TOTAL	30

Q2 RSPH Department:

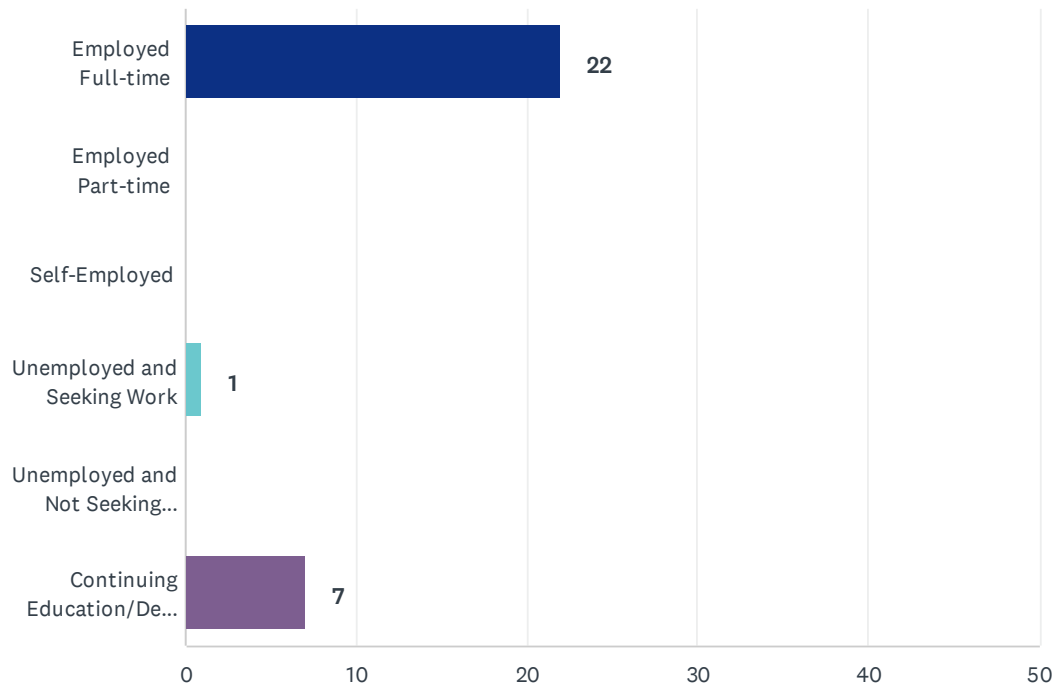
Answered: 30 Skipped: 0



ANSWER CHOICES	RESPONSES	
Biostatistics and Bioinformatics (BIOS)	0.00%	0
Behavioral Sciences and Health Education (BSHE)	0.00%	0
Executive MPH (Former CMPH Program)	0.00%	0
Environmental Health (EH)	100.00%	30
Epidemiology (EPI)	0.00%	0
Global Health (GH)	0.00%	0
Health Policy and Management (HPM)	0.00%	0
Dual-degree (ex. JD/GH, MD/BSHE, etc.)	0.00%	0
TOTAL		30

Q4 What is your current employment status?

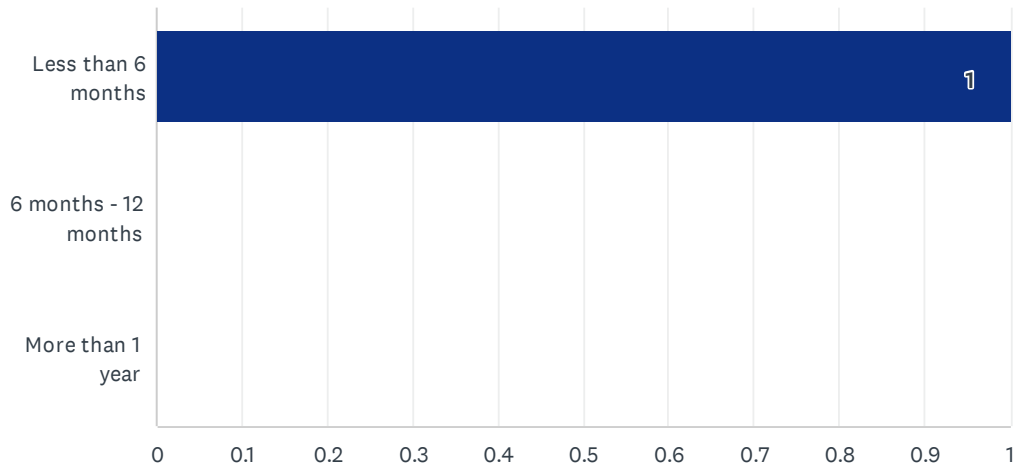
Answered: 30 Skipped: 0



ANSWER CHOICES	RESPONSES	
Employed Full-time	73.33%	22
Employed Part-time	0.00%	0
Self-Employed	0.00%	0
Unemployed and Seeking Work	3.33%	1
Unemployed and Not Seeking Work	0.00%	0
Continuing Education/Degree Seeking	23.33%	7
TOTAL		30

Q5 How long have you been unemployed? (Reminder: All RSPH alumni have a lifetime membership with the Office of Career Development. To schedule a one-on-one appointment, please email rsphcareerdev@emory.edu)

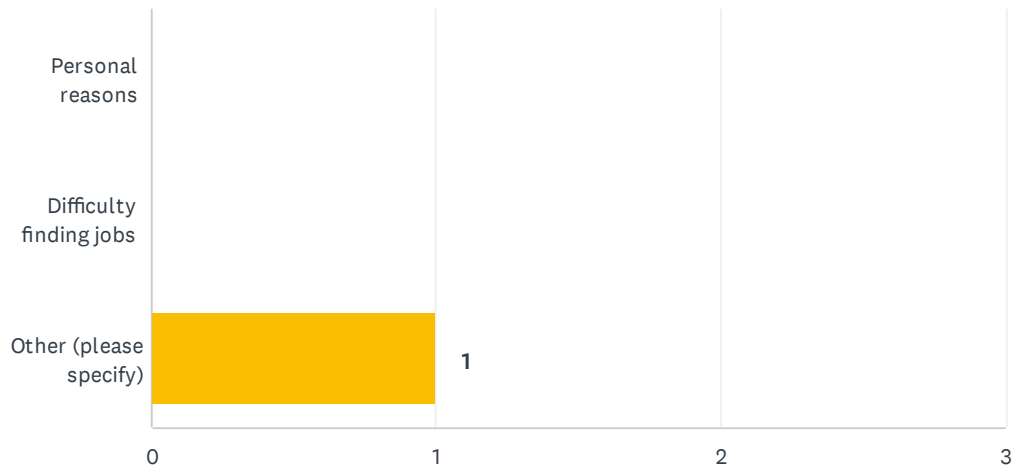
Answered: 1 Skipped: 29



ANSWER CHOICES	RESPONSES	
Less than 6 months	100.00%	1
6 months - 12 months	0.00%	0
More than 1 year	0.00%	0
TOTAL		1

Q6 What is the primary reason for your unemployment?

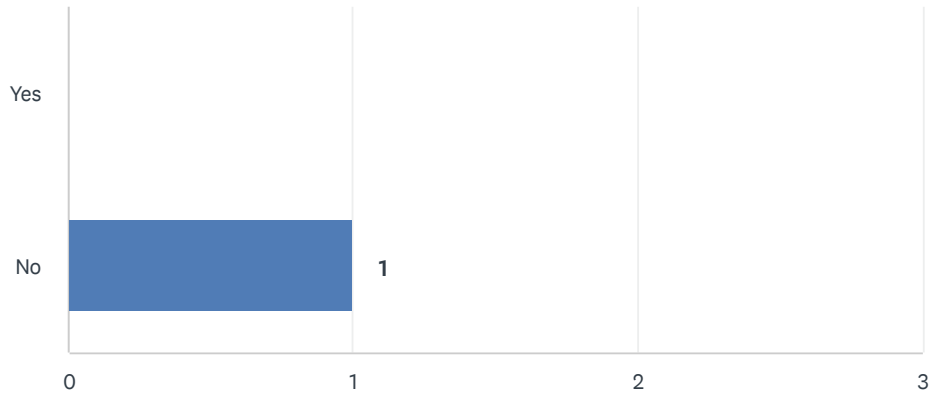
Answered: 1 Skipped: 29



ANSWER CHOICES	RESPONSES
Personal reasons	0.00% 0
Difficulty finding jobs	0.00% 0
Other (please specify)	100.00% 1
TOTAL	1

Q7 Are there any additional details regarding your employment status that you would like to share?

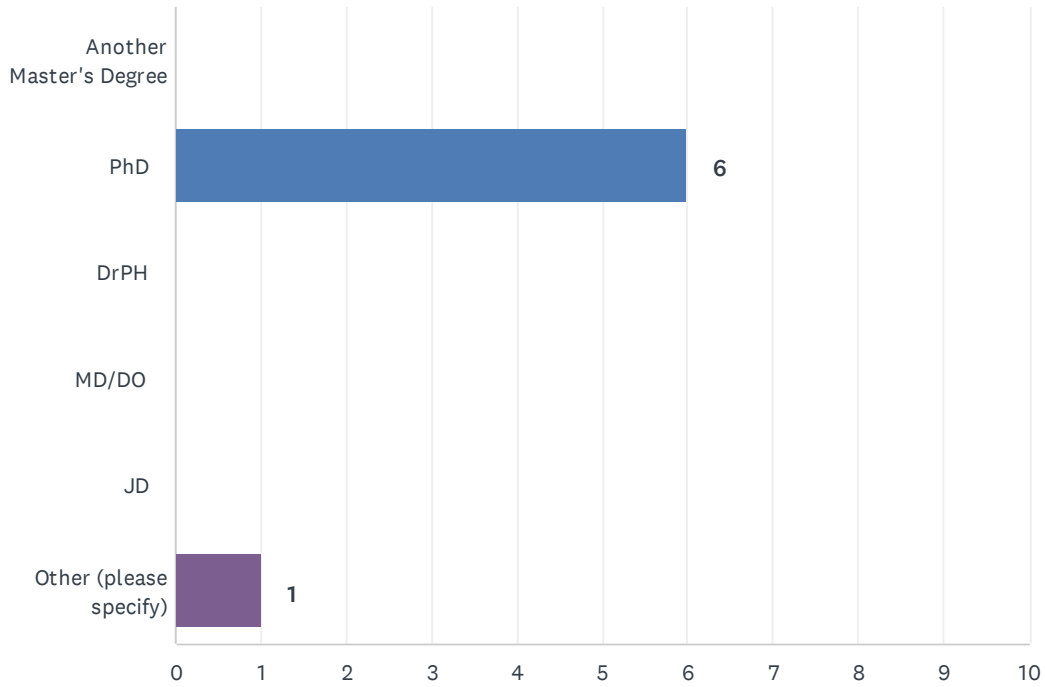
Answered: 1 Skipped: 29



ANSWER CHOICES	RESPONSES	
Yes	0.00%	0
No	100.00%	1
TOTAL		1

Q9 What degree are you seeking?

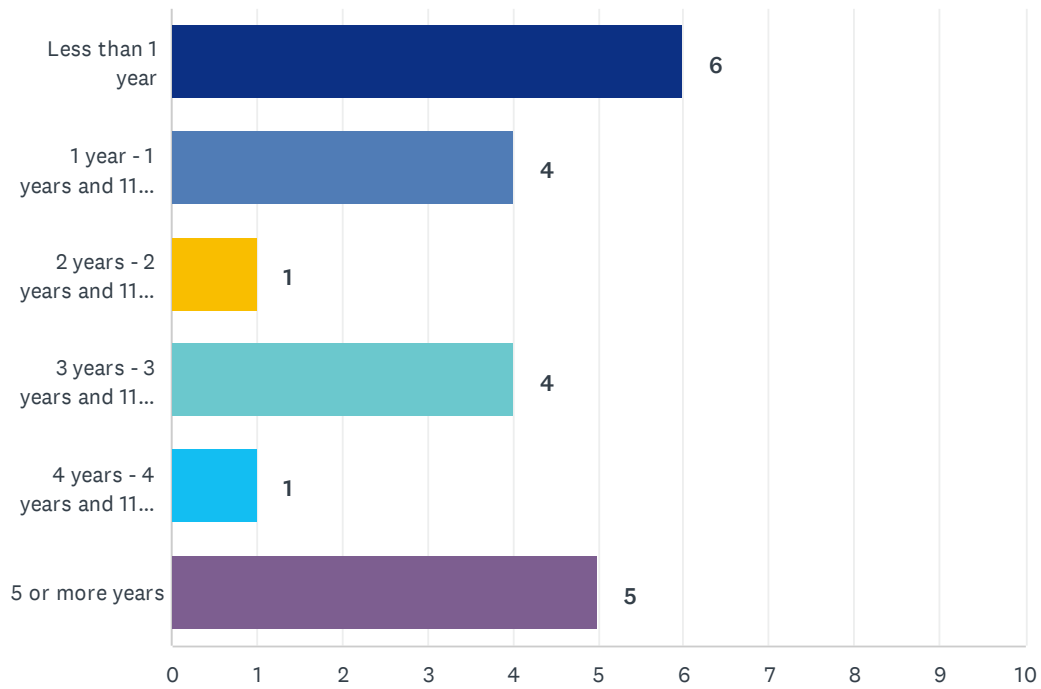
Answered: 7 Skipped: 23



ANSWER CHOICES	RESPONSES	
Another Master's Degree	0.00%	0
PhD	85.71%	6
DrPH	0.00%	0
MD/DO	0.00%	0
JD	0.00%	0
Other (please specify)	14.29%	1
TOTAL		7

Q12 How long have you been employed at your current job?

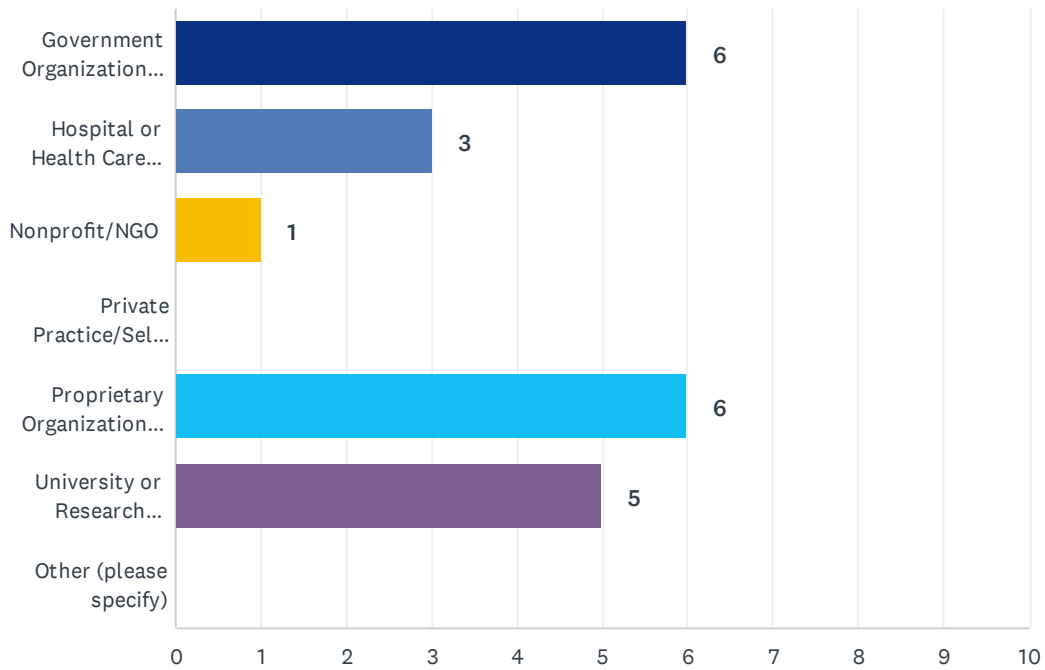
Answered: 21 Skipped: 9



ANSWER CHOICES	RESPONSES	
Less than 1 year	28.57%	6
1 year - 1 years and 11 months	19.05%	4
2 years - 2 years and 11 months	4.76%	1
3 years - 3 years and 11 months	19.05%	4
4 years - 4 years and 11 months	4.76%	1
5 or more years	23.81%	5
Total Respondents: 21		

Q13 Which one of the following best describes your employment sector?

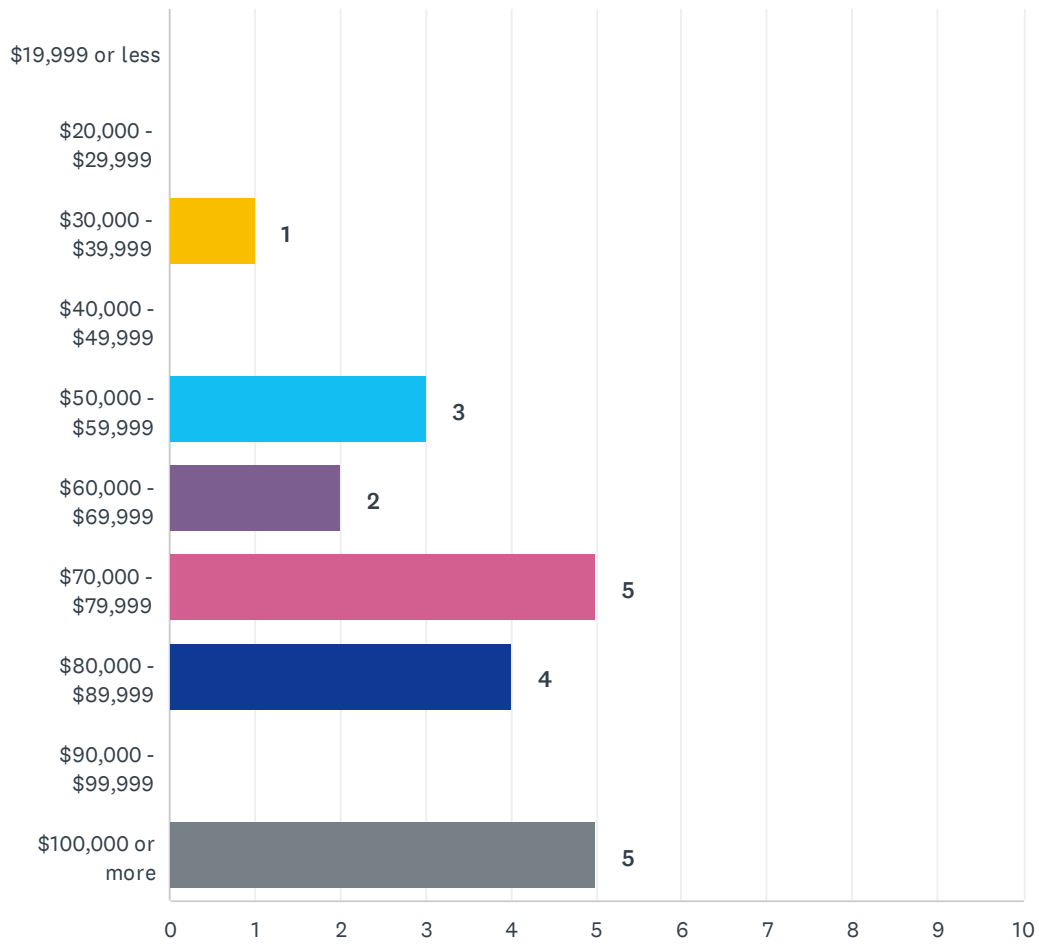
Answered: 21 Skipped: 9



ANSWER CHOICES	RESPONSES	
Government Organization (Federal, State, Local)	28.57%	6
Hospital or Health Care Facility	14.29%	3
Nonprofit/NGO	4.76%	1
Private Practice/Self-Employed	0.00%	0
Proprietary Organizations (Industry, Pharmaceutical company, Consulting, Other For-Profit Org)	28.57%	6
University or Research Institution (e.g. Emory University)	23.81%	5
Other (please specify)	0.00%	0
TOTAL		21

Q14 Annual Salary Range:

Answered: 20 Skipped: 10

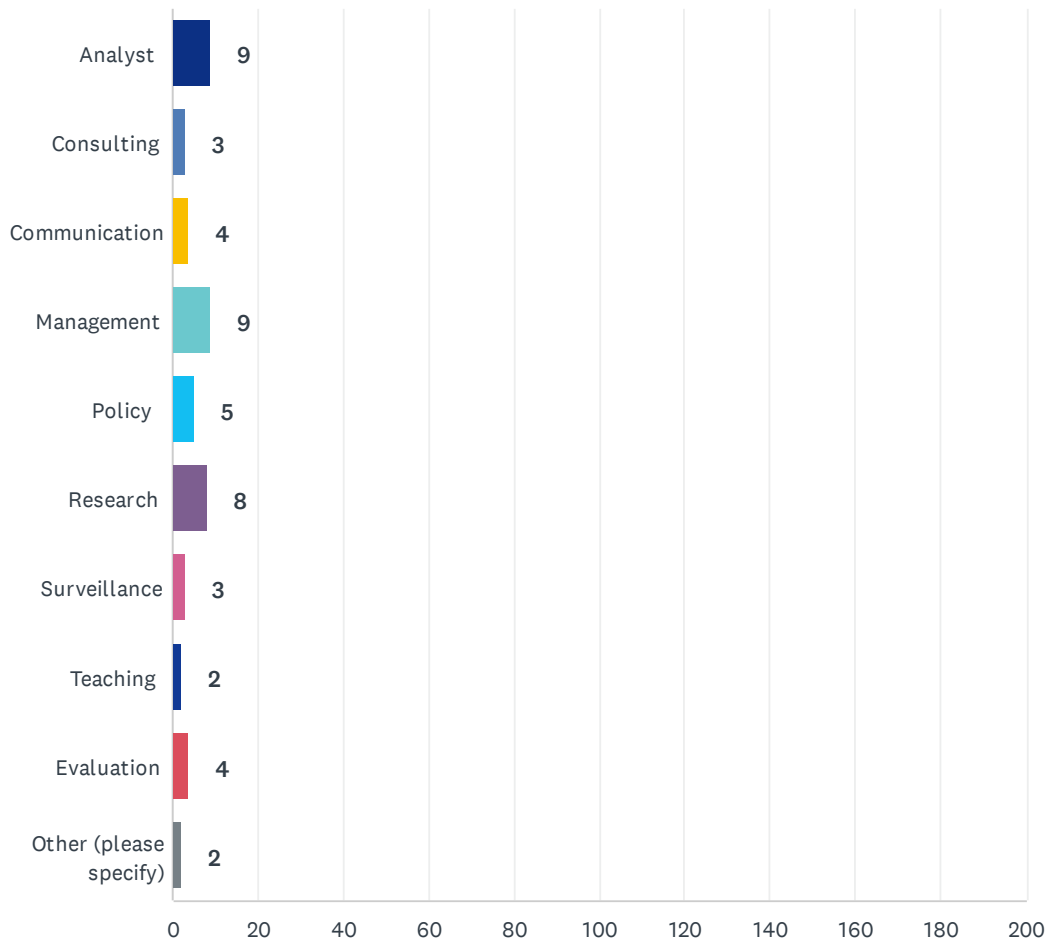


RSPH 3 & 5 Year Post-Grad Alumni Survey (2019)

ANSWER CHOICES	RESPONSES	
\$19,999 or less	0.00%	0
\$20,000 - \$29,999	0.00%	0
\$30,000 - \$39,999	5.00%	1
\$40,000 - \$49,999	0.00%	0
\$50,000 - \$59,999	15.00%	3
\$60,000 - \$69,999	10.00%	2
\$70,000 - \$79,999	25.00%	5
\$80,000 - \$89,999	20.00%	4
\$90,000 - \$99,999	0.00%	0
\$100,000 or more	25.00%	5
TOTAL		20

Q15 Which category best describes your job duties? (Check all that apply)

Answered: 21 Skipped: 9

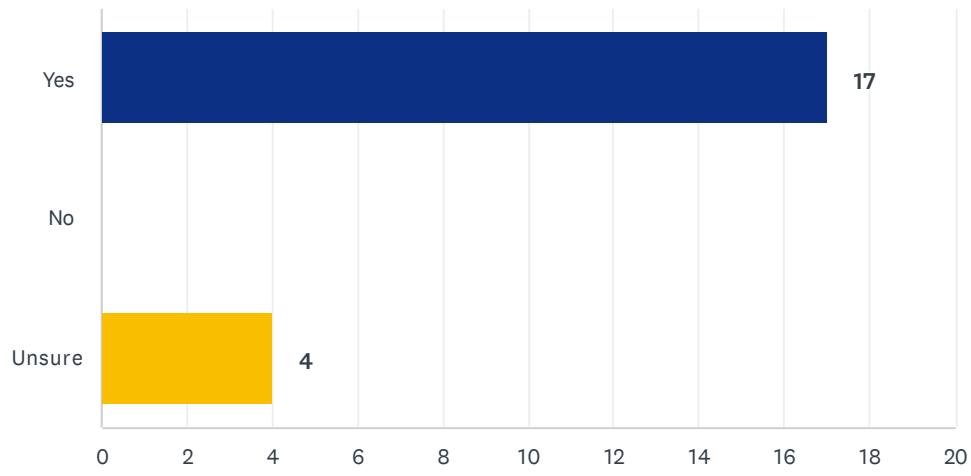


RSPH 3 & 5 Year Post-Grad Alumni Survey (2019)

ANSWER CHOICES	RESPONSES	
Analyst	42.86%	9
Consulting	14.29%	3
Communication	19.05%	4
Management	42.86%	9
Policy	23.81%	5
Research	38.10%	8
Surveillance	14.29%	3
Teaching	9.52%	2
Evaluation	19.05%	4
Other (please specify)	9.52%	2
Total Respondents: 21		

Q17 Does your current employer hire doctoral trained employees?

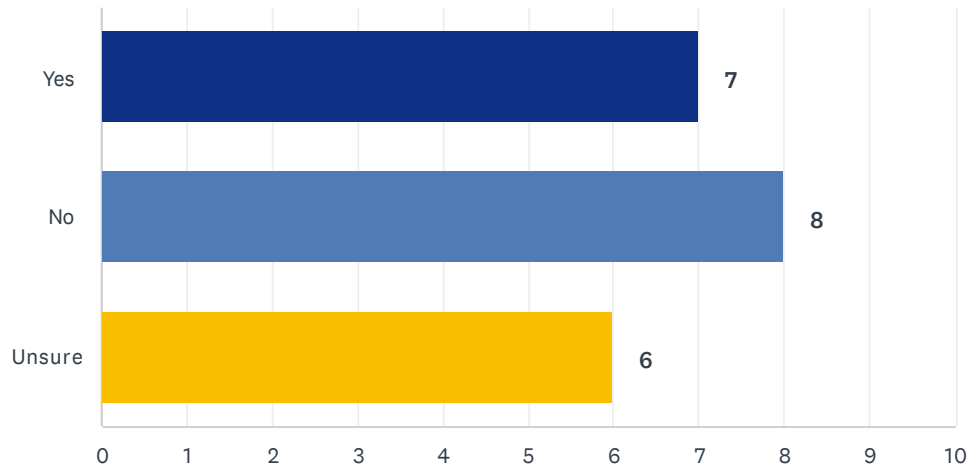
Answered: 21 Skipped: 9



ANSWER CHOICES	RESPONSES	
Yes	80.95%	17
No	0.00%	0
Unsure	19.05%	4
TOTAL		21

Q18 Does your current employer hire Rollins students (i.e. part-time, REAL, internships, applied practice experience (previously called practicum) positions)?

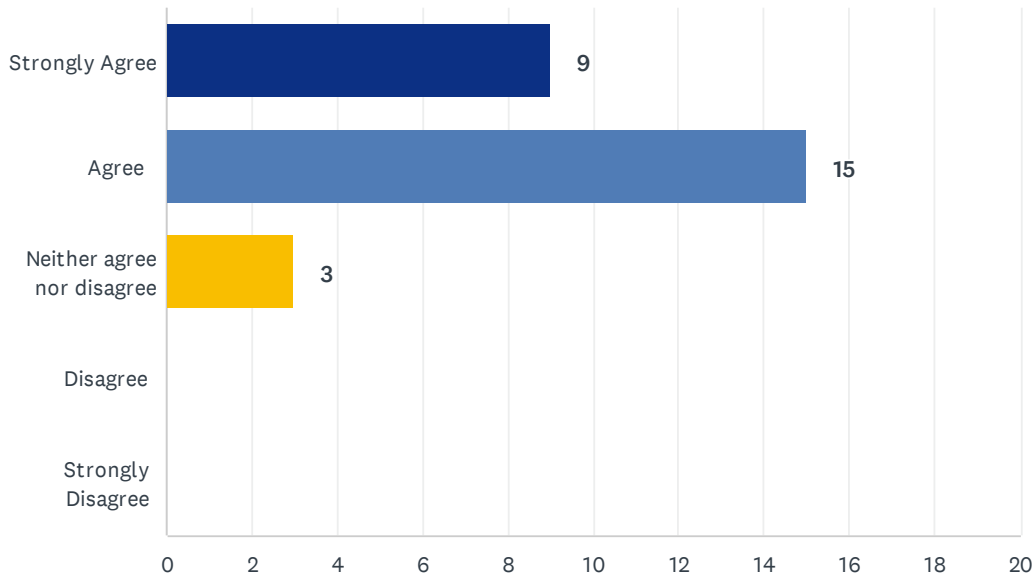
Answered: 21 Skipped: 9



ANSWER CHOICES	RESPONSES
Yes	33.33% 7
No	38.10% 8
Unsure	28.57% 6
TOTAL	21

Q19 The course work (including practicum, thesis and/or capstone) at RSPH provided me with the basic competencies and skills required for working in public health/current field.

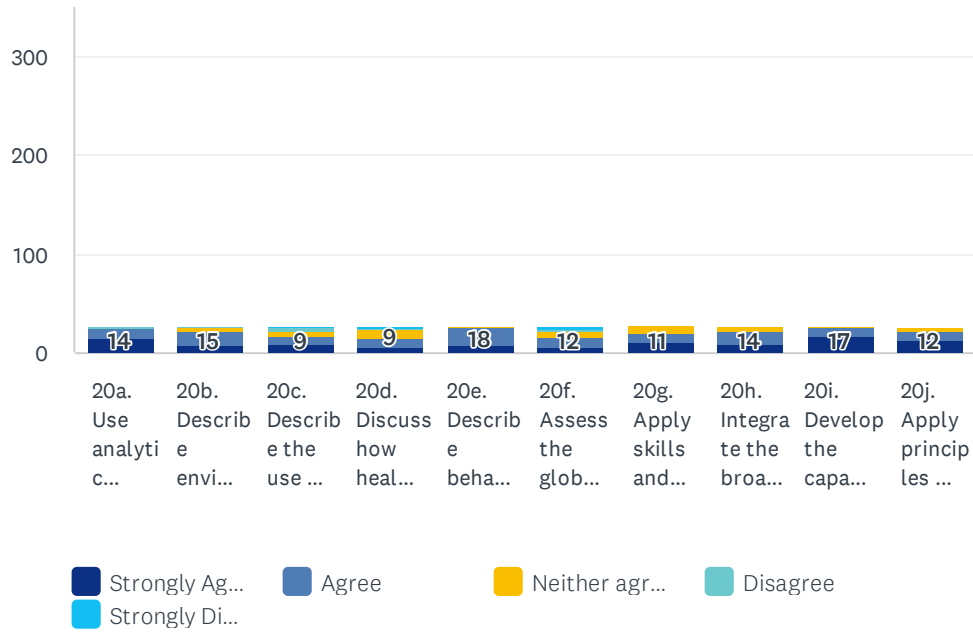
Answered: 27 Skipped: 3



ANSWER CHOICES	RESPONSES	
Strongly Agree	33.33%	9
Agree	55.56%	15
Neither agree nor disagree	11.11%	3
Disagree	0.00%	0
Strongly Disagree	0.00%	0
TOTAL		27

Q20 I have attained and had the ability to apply the following 10 competencies post-graduation in a past/current job:

Answered: 27 Skipped: 3

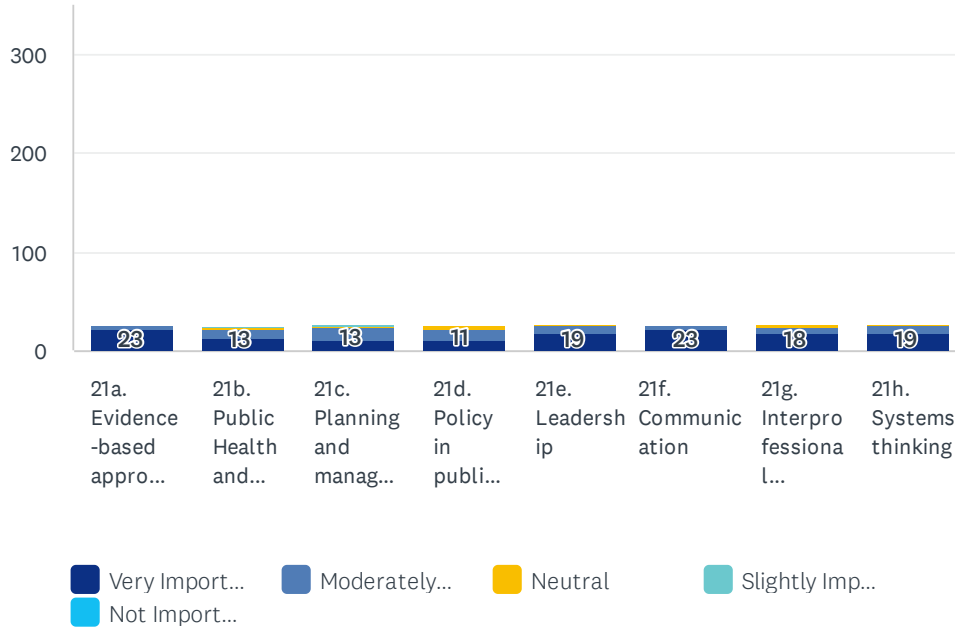


RSPH 3 & 5 Year Post-Grad Alumni Survey (2019)

	STRONGLY AGREE	AGREE	NEITHER AGREE NOR DISAGREE	DISAGREE	STRONGLY DISAGREE	TOTAL	WEIGHTED AVERAGE
20a. Use analytic reasoning and quantitative methods to address questions in public health and population-based research	51.85% 14	44.44% 12	0.00% 0	3.70% 1	0.00% 0	27	4.44
20b. Describe environmental conditions, including biological, physical and chemical factors that affect the health of individuals, communities and populations	29.63% 8	55.56% 15	11.11% 3	3.70% 1	0.00% 0	27	4.11
20c. Describe the use of epidemiology methods to study the etiology and control of disease and injury in populations	33.33% 9	25.93% 7	22.22% 6	11.11% 3	7.41% 2	27	3.67
20d. Discuss how health policy and finance affect the delivery, quality, access and costs of health care for individuals, communities and populations	22.22% 6	33.33% 9	33.33% 9	7.41% 2	3.70% 1	27	3.63
20e. Describe behavioral, social and cultural factors that contribute to the health and well-being of individuals, communities and populations	29.63% 8	66.67% 18	3.70% 1	0.00% 0	0.00% 0	27	4.26
20f. Assess the global forces that influence the health of culturally diverse populations around the world	18.52% 5	44.44% 12	22.22% 6	3.70% 1	11.11% 3	27	3.56
20g. Apply skills and knowledge in public health setting(s) through planned and supervised experience(s) related to professional career objectives	40.74% 11	37.04% 10	22.22% 6	0.00% 0	0.00% 0	27	4.19
20h. Integrate the broad base of public health knowledge and skills acquired from coursework, practicum and other learning activities into a culminating experience (thesis, special studies project, capstone)	33.33% 9	51.85% 14	14.81% 4	0.00% 0	0.00% 0	27	4.19
20i. Develop the capacity for lifelong learning in public health	62.96% 17	29.63% 8	7.41% 2	0.00% 0	0.00% 0	27	4.56
20j. Apply principles of ethical conduct to public health practice	46.15% 12	38.46% 10	11.54% 3	0.00% 0	3.85% 1	26	4.23

Q21 Reflecting on your experience, how important are each of the following skills for job readiness as a public health professional?

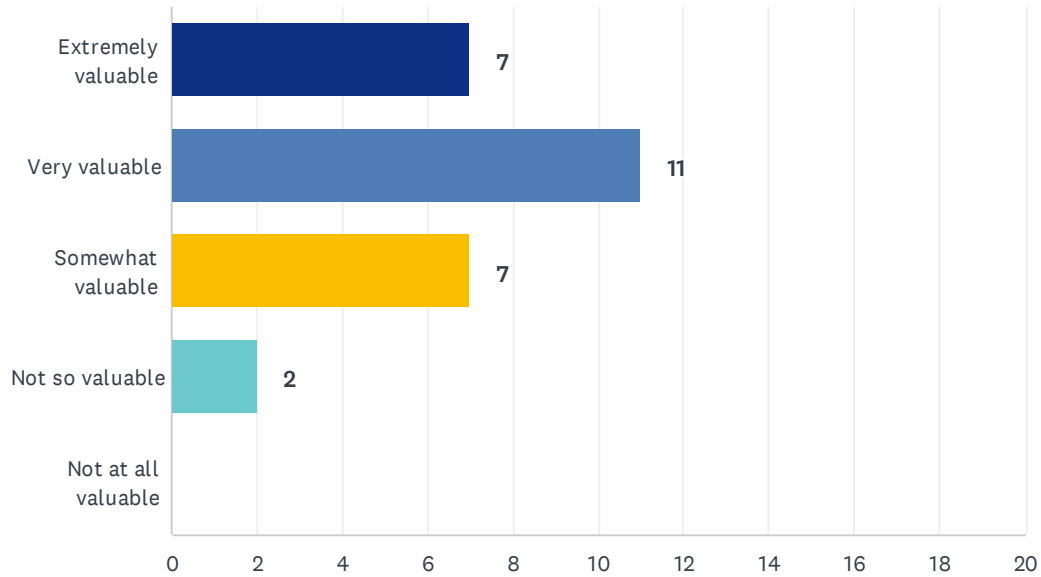
Answered: 27 Skipped: 3



	VERY IMPORTANT	MODERATELY IMPORTANT	NEUTRAL	SLIGHTLY IMPORTANT	NOT IMPORTANT	TOTAL	WEIGHTED AVERAGE
21a. Evidence-based approaches to public health	88.46% 23	11.54% 3	0.00% 0	0.00% 0	0.00% 0	26	4.88
21b. Public Health and health care systems	50.00% 13	34.62% 9	7.69% 2	7.69% 2	0.00% 0	26	4.27
21c. Planning and management to promote health	40.74% 11	48.15% 13	7.41% 2	3.70% 1	0.00% 0	27	4.26
21d. Policy in public health	42.31% 11	42.31% 11	15.38% 4	0.00% 0	0.00% 0	26	4.27
21e. Leadership	70.37% 19	25.93% 7	3.70% 1	0.00% 0	0.00% 0	27	4.67
21f. Communication	88.46% 23	11.54% 3	0.00% 0	0.00% 0	0.00% 0	26	4.88
21g. Interprofessional practice	66.67% 18	22.22% 6	11.11% 3	0.00% 0	0.00% 0	27	4.56
21h. Systems thinking	70.37% 19	25.93% 7	3.70% 1	0.00% 0	0.00% 0	27	4.67

Q23 Based on your career interests and goals, how valuable is/was your RSPH MPH or MSPH degree in the job market?

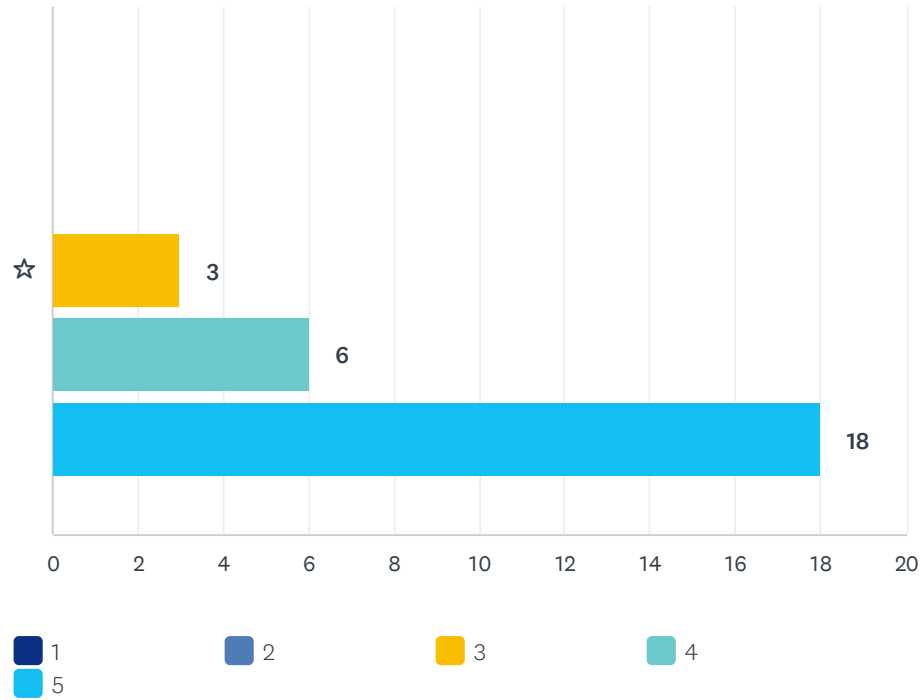
Answered: 27 Skipped: 3



ANSWER CHOICES	RESPONSES	
Extremely valuable	25.93%	7
Very valuable	40.74%	11
Somewhat valuable	25.93%	7
Not so valuable	7.41%	2
Not at all valuable	0.00%	0
TOTAL		27

Q24 How would you rate your decision to attend the RSPH?

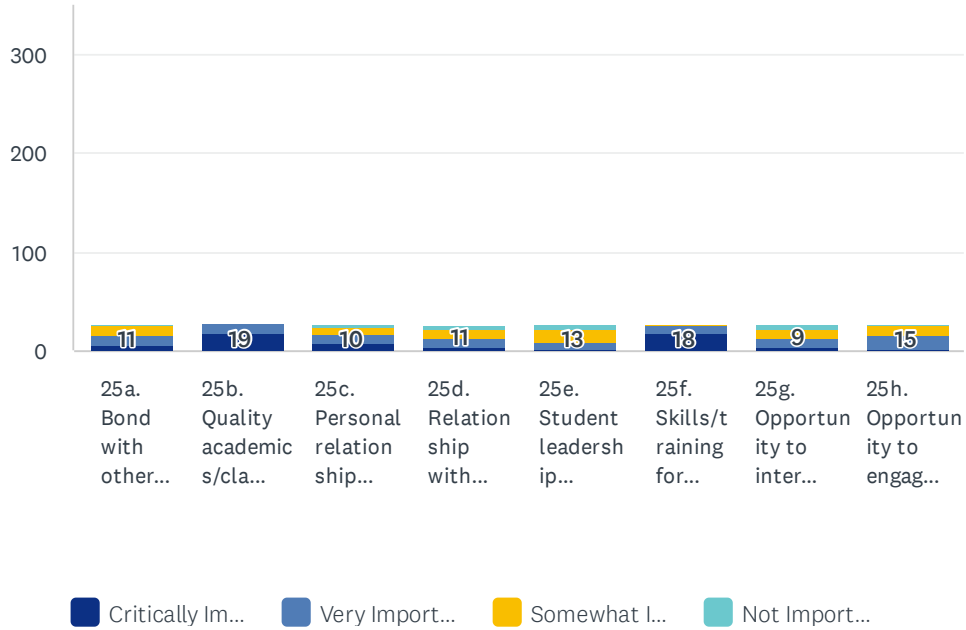
Answered: 27 Skipped: 3



	1	2	3	4	5	TOTAL	WEIGHTED AVERAGE
☆	0.00% 0	0.00% 0	11.11% 3	22.22% 6	66.67% 18	27	4.56

Q25 How important was each of the following to your experience as a student?

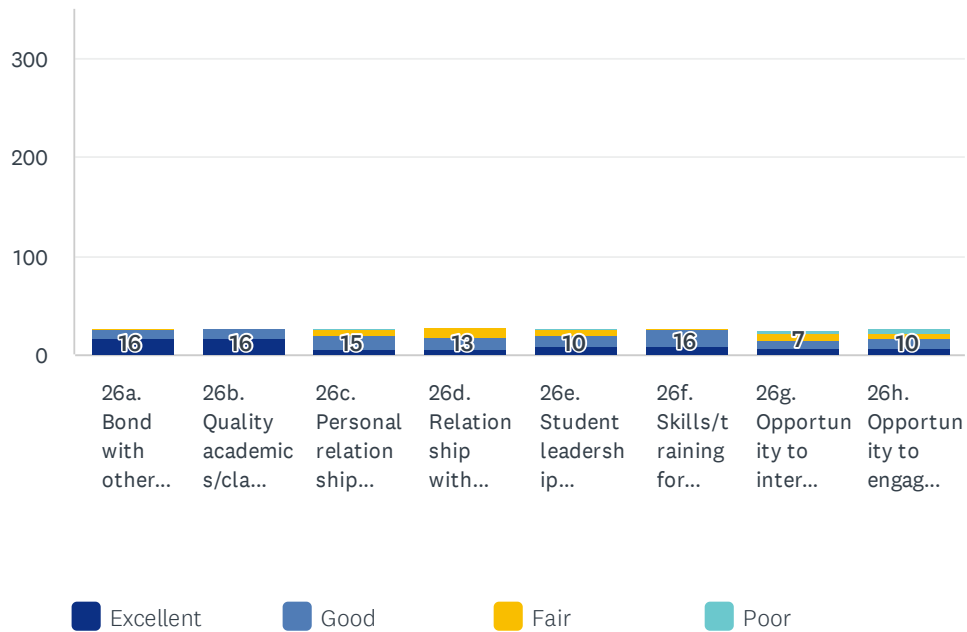
Answered: 27 Skipped: 3



	CRITICALLY IMPORTANT	VERY IMPORTANT	SOMEWHAT IMPORTANT	NOT IMPORTANT	TOTAL
25a. Bond with other students	22.22% 6	40.74% 11	29.63% 8	7.41% 2	27
25b. Quality academics/classes	70.37% 19	29.63% 8	0.00% 0	0.00% 0	27
25c. Personal relationship with faculty	25.93% 7	37.04% 10	25.93% 7	11.11% 3	27
25d. Relationship with administration and staff	11.54% 3	34.62% 9	42.31% 11	11.54% 3	26
25e. Student leadership opportunities	7.41% 2	29.63% 8	48.15% 13	14.81% 4	27
25f. Skills/training for career	66.67% 18	25.93% 7	7.41% 2	0.00% 0	27
25g. Opportunity to interact with alumni	11.11% 3	37.04% 10	33.33% 9	18.52% 5	27
25h. Opportunity to engage with the larger Atlanta community	3.70% 1	55.56% 15	33.33% 9	7.41% 2	27

Q26 How well did the RSPH do at providing the following experiences?

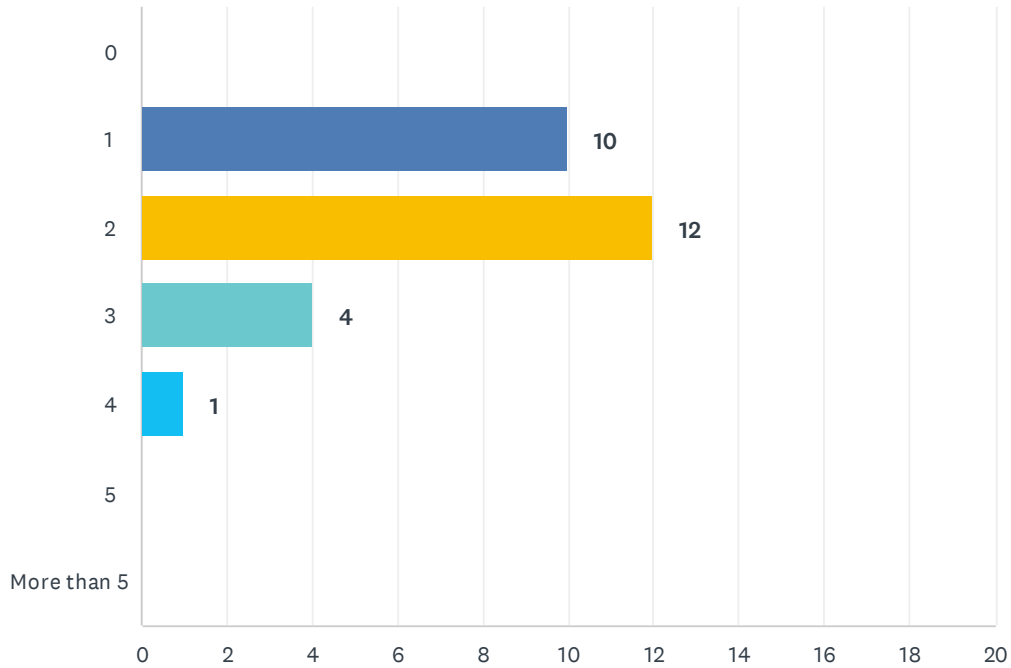
Answered: 27 Skipped: 3



	EXCELLENT	GOOD	FAIR	POOR	TOTAL
26a. Bond with other students	59.26% 16	33.33% 9	7.41% 2	0.00% 0	27
26b. Quality academics/classes	59.26% 16	40.74% 11	0.00% 0	0.00% 0	27
26c. Personal relationship with faculty	22.22% 6	55.56% 15	18.52% 5	3.70% 1	27
26d. Relationship with administration and staff	22.22% 6	48.15% 13	29.63% 8	0.00% 0	27
26e. Student leadership opportunities	37.04% 10	37.04% 10	18.52% 5	7.41% 2	27
26f. Skills/training for career	33.33% 9	59.26% 16	7.41% 2	0.00% 0	27
26g. Opportunity to interact with alumni	32.00% 8	28.00% 7	28.00% 7	12.00% 3	25
26h. Opportunity to engage with the larger Atlanta community	25.93% 7	37.04% 10	18.52% 5	18.52% 5	27

Q27 Since graduation from the RSPH, how many full-time positions have you held?

Answered: 27 Skipped: 3



ANSWER CHOICES	RESPONSES	
0	0.00%	0
1	37.04%	10
2	44.44%	12
3	14.81%	4
4	3.70%	1
5	0.00%	0
More than 5	0.00%	0
TOTAL		27