



Office of Career Development

BEHAVIORAL SOCIAL &
HEALTH EDUCATION
SCIENCES (BSHES)

2019 RSPH Alumni Survey Report

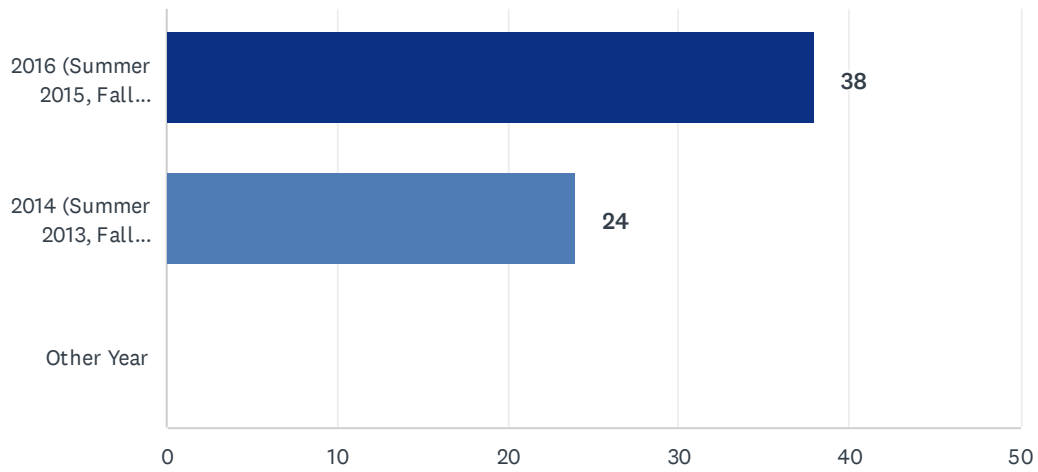


EMORY

ROLLINS
SCHOOL OF
PUBLIC
HEALTH

Q1 What year did you graduate from the RSPH?

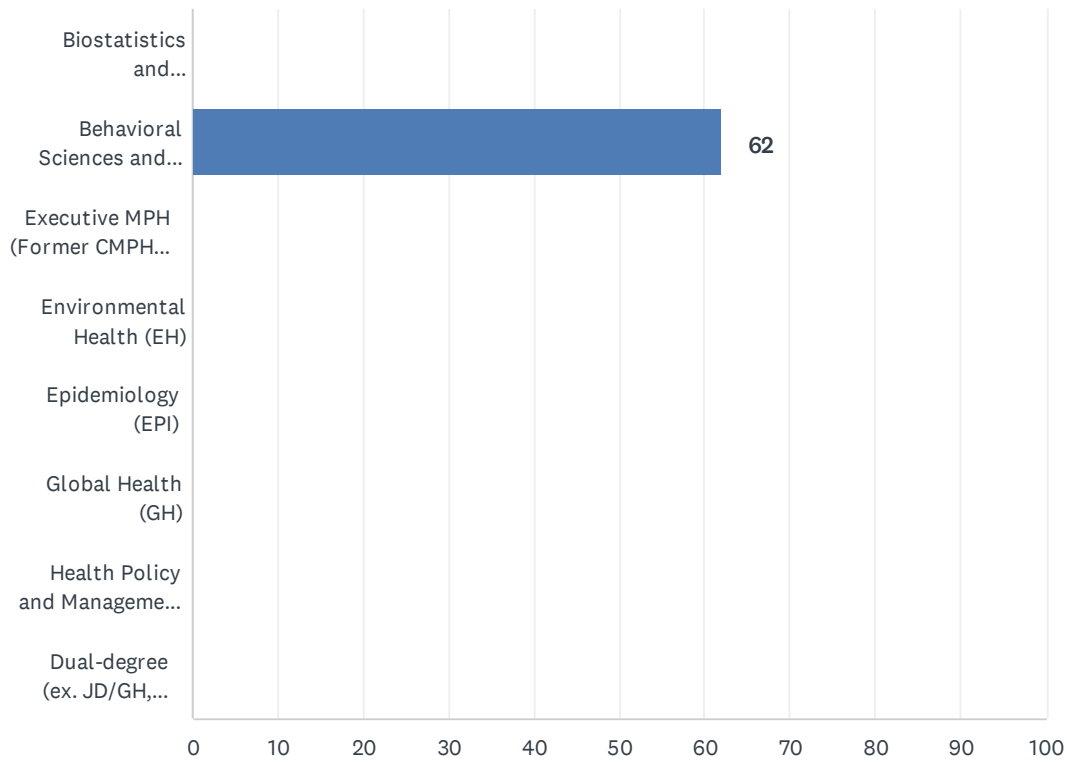
Answered: 62 Skipped: 0



ANSWER CHOICES	RESPONSES	
2016 (Summer 2015, Fall 2015, & Spring 2016)	61.29%	38
2014 (Summer 2013, Fall 2013, & Spring 2014)	38.71%	24
Other Year	0.00%	0
TOTAL		62

Q2 RSPH Department:

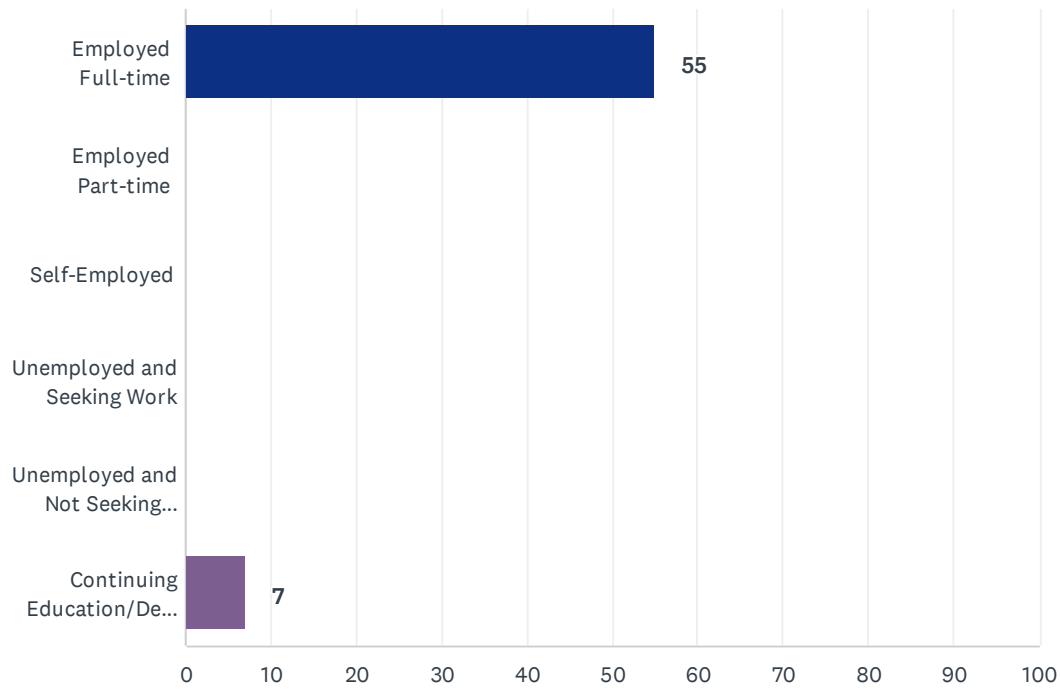
Answered: 62 Skipped: 0



ANSWER CHOICES	RESPONSES	
Biostatistics and Bioinformatics (BIOS)	0.00%	0
Behavioral Sciences and Health Education (BSHE)	100.00%	62
Executive MPH (Former CMPH Program)	0.00%	0
Environmental Health (EH)	0.00%	0
Epidemiology (EPI)	0.00%	0
Global Health (GH)	0.00%	0
Health Policy and Management (HPM)	0.00%	0
Dual-degree (ex. JD/GH, MD/BSHE, etc.)	0.00%	0
TOTAL		62

Q4 What is your current employment status?

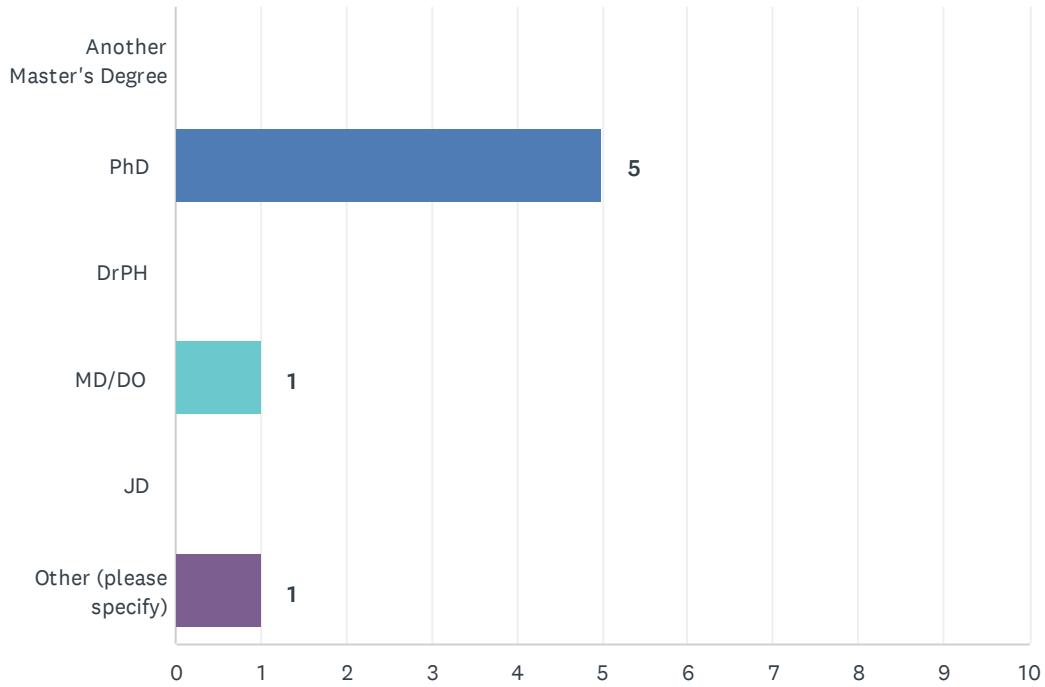
Answered: 62 Skipped: 0



ANSWER CHOICES	RESPONSES	
Employed Full-time	88.71%	55
Employed Part-time	0.00%	0
Self-Employed	0.00%	0
Unemployed and Seeking Work	0.00%	0
Unemployed and Not Seeking Work	0.00%	0
Continuing Education/Degree Seeking	11.29%	7
TOTAL		62

Q9 What degree are you seeking?

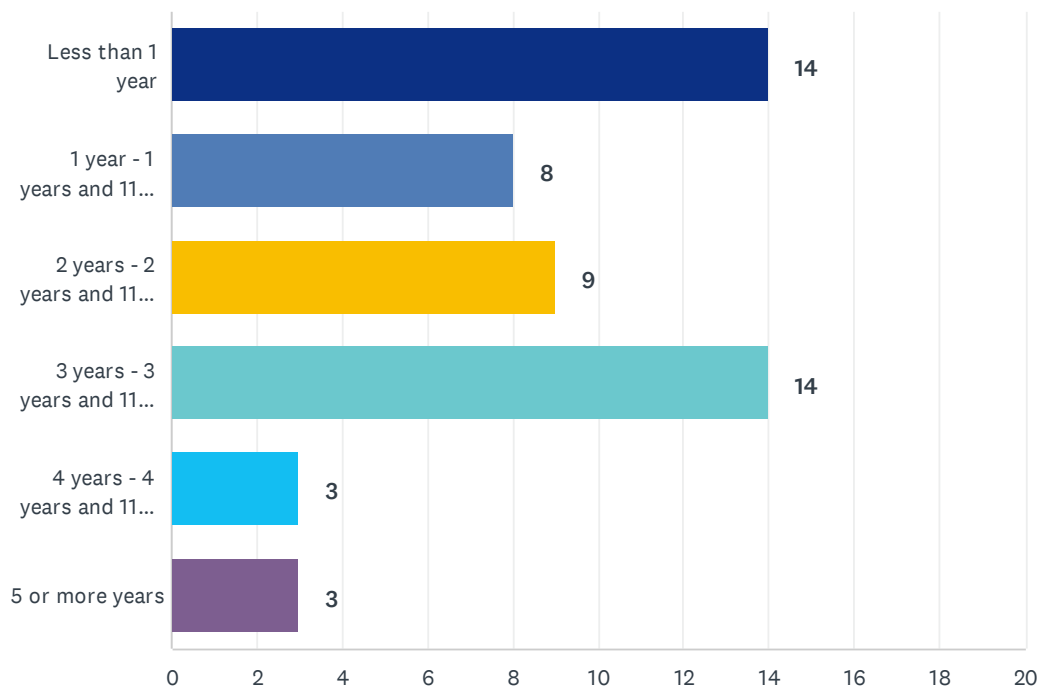
Answered: 7 Skipped: 55



ANSWER CHOICES	RESPONSES	
Another Master's Degree	0.00%	0
PhD	71.43%	5
DrPH	0.00%	0
MD/DO	14.29%	1
JD	0.00%	0
Other (please specify)	14.29%	1
TOTAL		7

Q12 How long have you been employed at your current job?

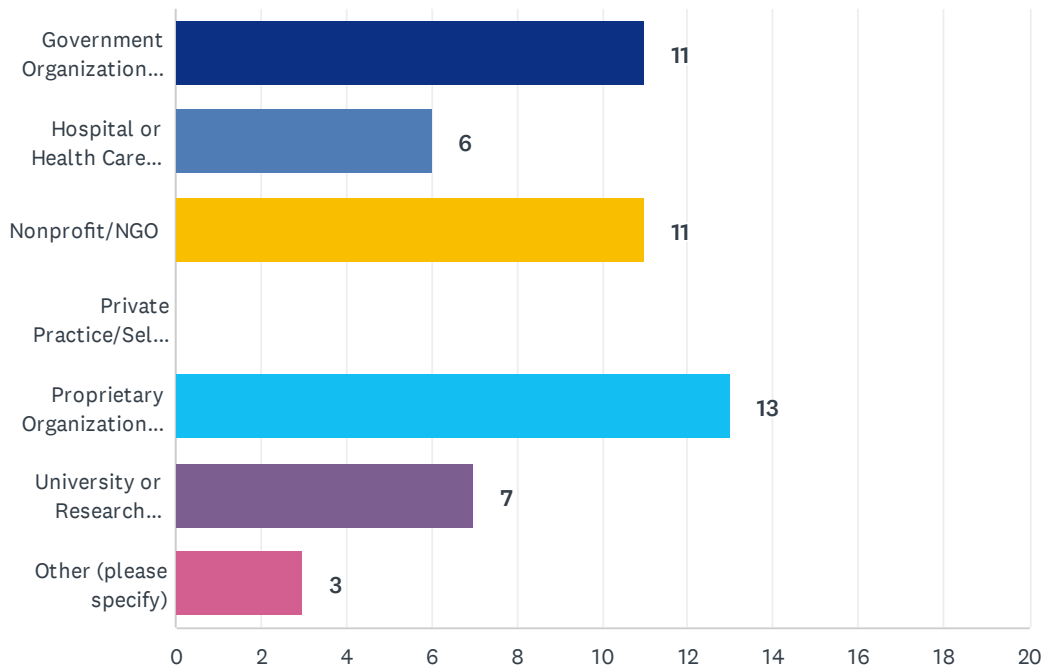
Answered: 51 Skipped: 11



ANSWER CHOICES	RESPONSES	
Less than 1 year	27.45%	14
1 year - 1 years and 11 months	15.69%	8
2 years - 2 years and 11 months	17.65%	9
3 years - 3 years and 11 months	27.45%	14
4 years - 4 years and 11 months	5.88%	3
5 or more years	5.88%	3
Total Respondents: 51		

Q13 Which one of the following best describes your employment sector?

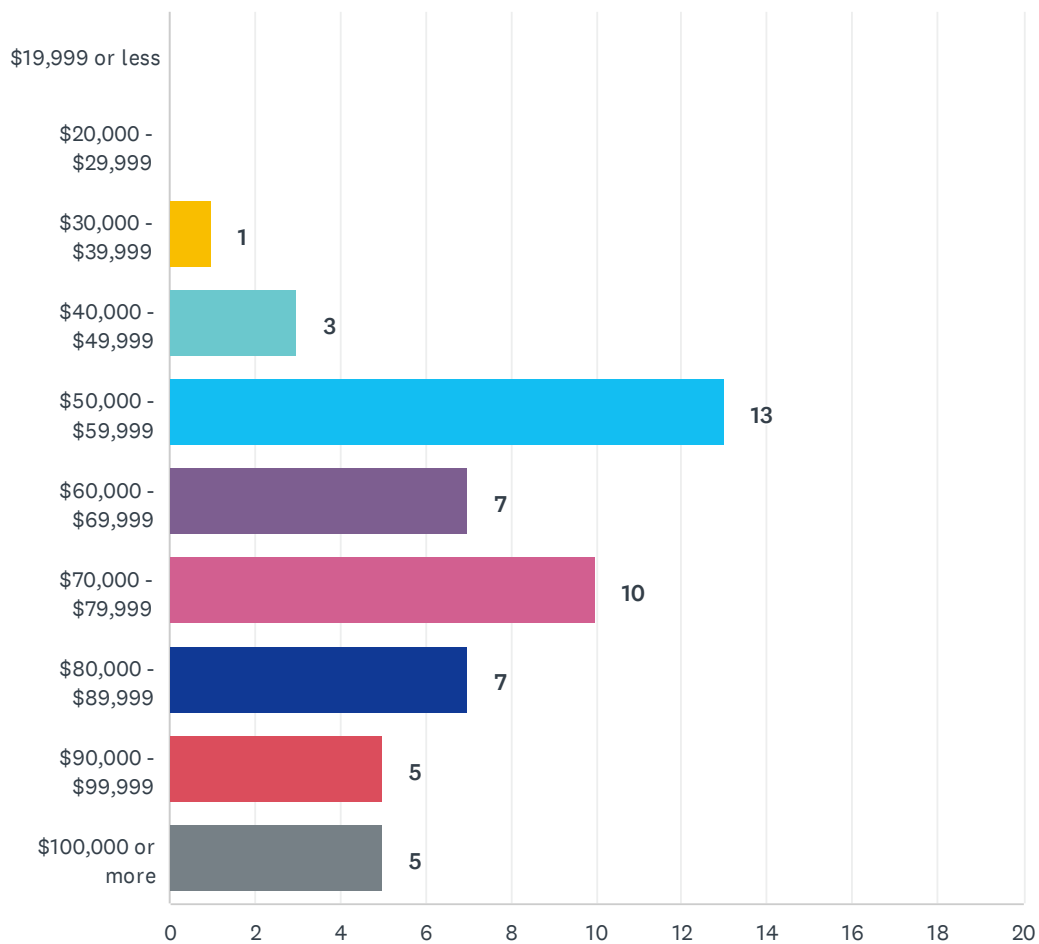
Answered: 51 Skipped: 11



ANSWER CHOICES	RESPONSES	
Government Organization (Federal, State, Local)	21.57%	11
Hospital or Health Care Facility	11.76%	6
Nonprofit/NGO	21.57%	11
Private Practice/Self-Employed	0.00%	0
Proprietary Organizations (Industry, Pharmaceutical company, Consulting, Other For-Profit Org)	25.49%	13
University or Research Institution (e.g. Emory University)	13.73%	7
Other (please specify)	5.88%	3
TOTAL		51

Q14 Annual Salary Range:

Answered: 51 Skipped: 11

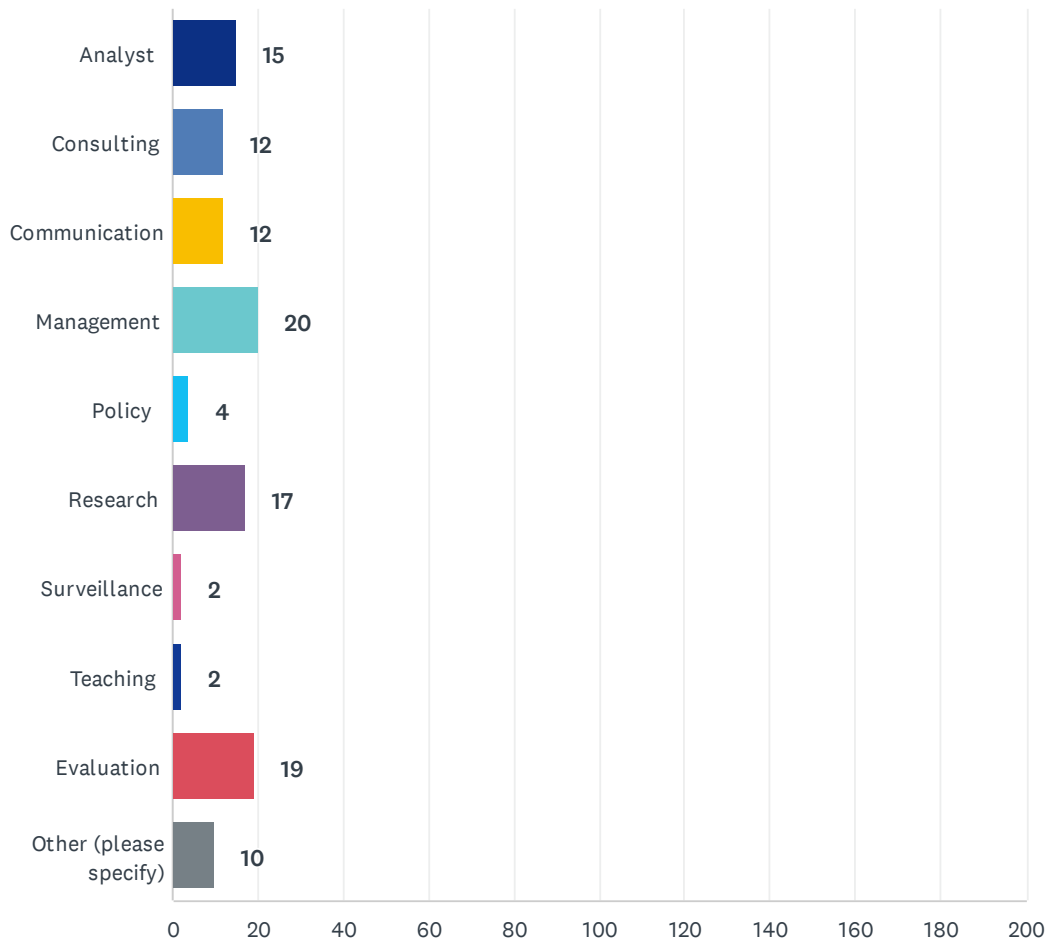


RSPH 3 & 5 Year Post-Grad Alumni Survey (2019)

ANSWER CHOICES	RESPONSES	
\$19,999 or less	0.00%	0
\$20,000 - \$29,999	0.00%	0
\$30,000 - \$39,999	1.96%	1
\$40,000 - \$49,999	5.88%	3
\$50,000 - \$59,999	25.49%	13
\$60,000 - \$69,999	13.73%	7
\$70,000 - \$79,999	19.61%	10
\$80,000 - \$89,999	13.73%	7
\$90,000 - \$99,999	9.80%	5
\$100,000 or more	9.80%	5
TOTAL		51

Q15 Which category best describes your job duties? (Check all that apply)

Answered: 51 Skipped: 11

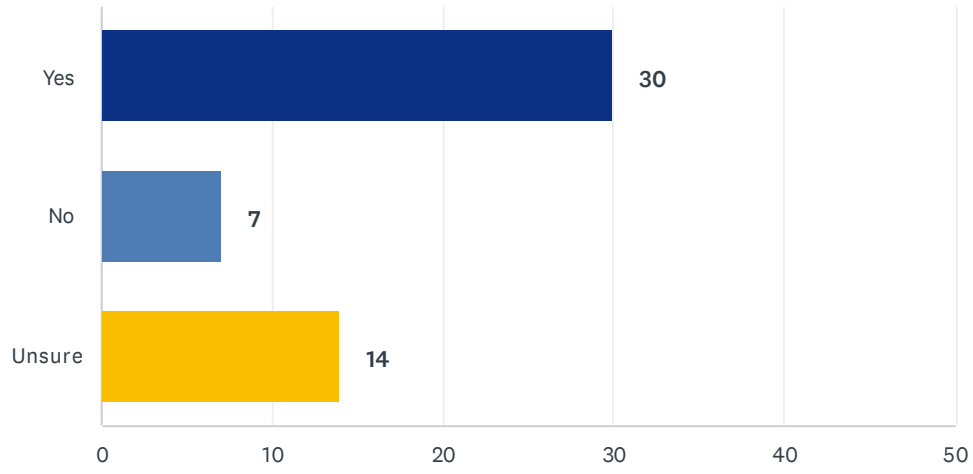


RSPH 3 & 5 Year Post-Grad Alumni Survey (2019)

ANSWER CHOICES	RESPONSES	
Analyst	29.41%	15
Consulting	23.53%	12
Communication	23.53%	12
Management	39.22%	20
Policy	7.84%	4
Research	33.33%	17
Surveillance	3.92%	2
Teaching	3.92%	2
Evaluation	37.25%	19
Other (please specify)	19.61%	10
Total Respondents: 51		

Q17 Does your current employer hire doctoral trained employees?

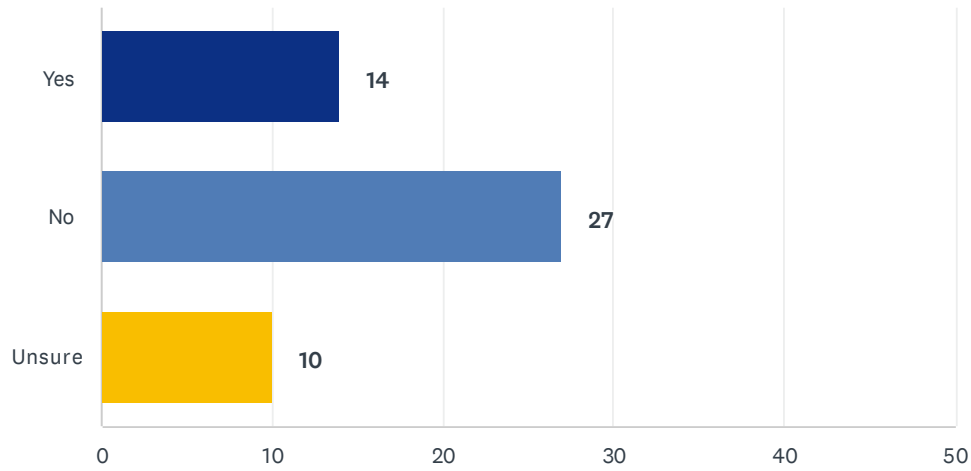
Answered: 51 Skipped: 11



ANSWER CHOICES	RESPONSES	
Yes	58.82%	30
No	13.73%	7
Unsure	27.45%	14
TOTAL		51

Q18 Does your current employer hire Rollins students (i.e. part-time, REAL, internships, applied practice experience (previously called practicum) positions)?

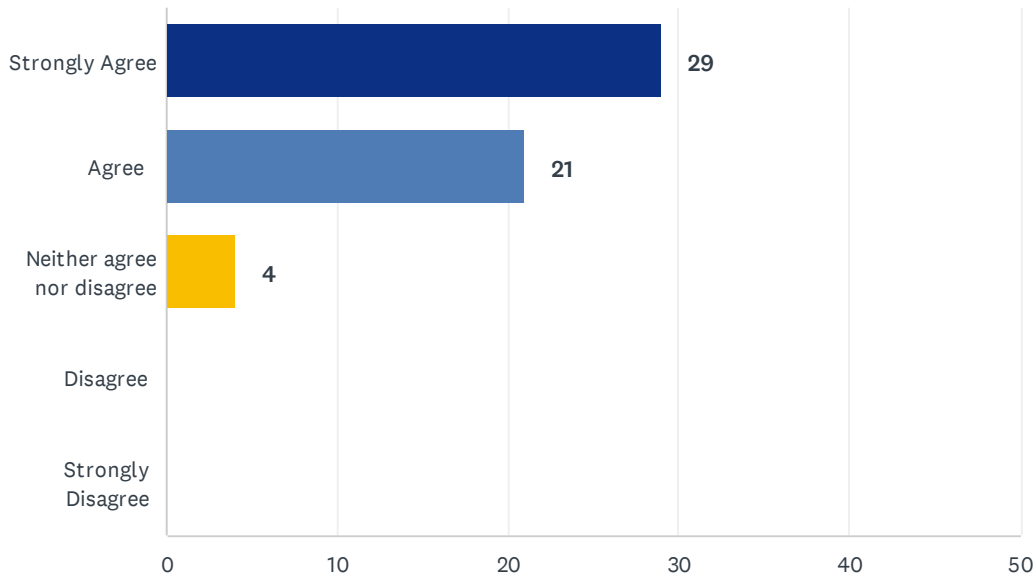
Answered: 51 Skipped: 11



ANSWER CHOICES	RESPONSES	
Yes	27.45%	14
No	52.94%	27
Unsure	19.61%	10
TOTAL		51

Q19 The course work (including practicum, thesis and/or capstone) at RSPH provided me with the basic competencies and skills required for working in public health/current field.

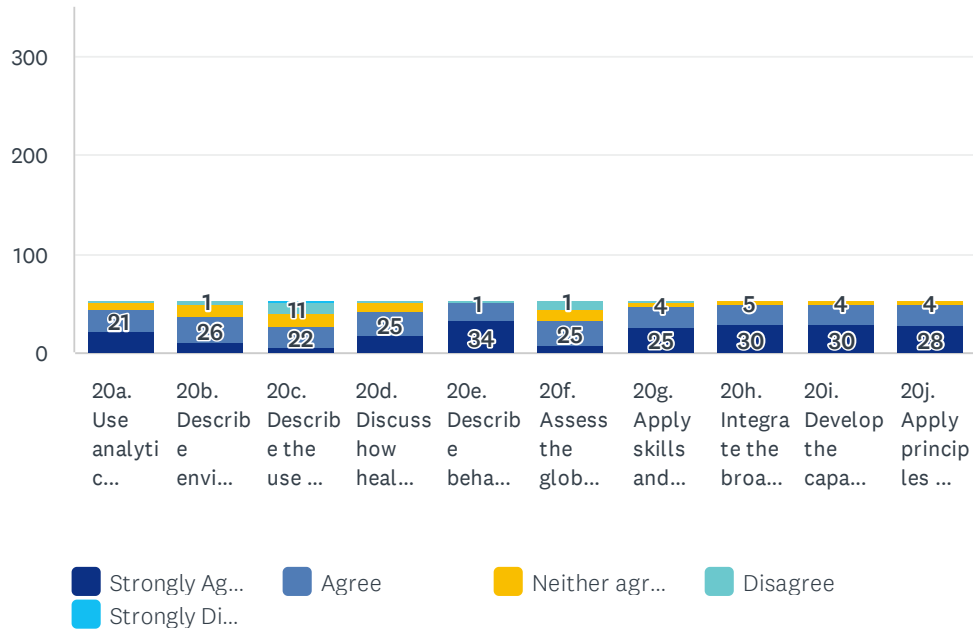
Answered: 54 Skipped: 8



ANSWER CHOICES	RESPONSES	
Strongly Agree	53.70%	29
Agree	38.89%	21
Neither agree nor disagree	7.41%	4
Disagree	0.00%	0
Strongly Disagree	0.00%	0
TOTAL		54

Q20 I have attained and had the ability to apply the following 10 competencies post-graduation in a past/current job:

Answered: 54 Skipped: 8

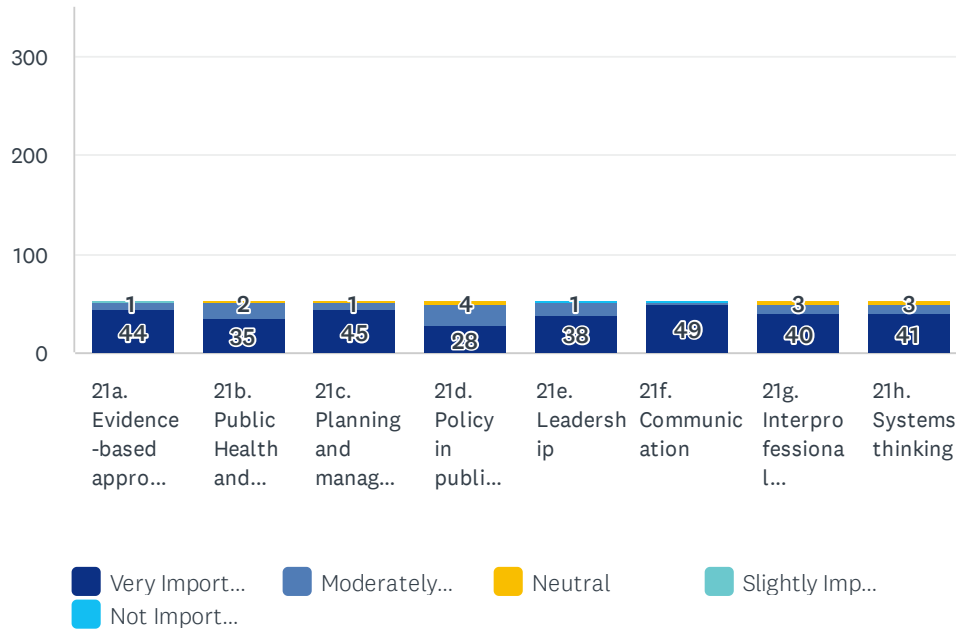


RSPH 3 & 5 Year Post-Grad Alumni Survey (2019)

	STRONGLY AGREE	AGREE	NEITHER AGREE NOR DISAGREE	DISAGREE	STRONGLY DISAGREE	TOTAL	WEIGHTED AVERAGE
20a. Use analytic reasoning and quantitative methods to address questions in public health and population-based research	42.59% 23	38.89% 21	14.81% 8	3.70% 2	0.00% 0	54	4.20
20b. Describe environmental conditions, including biological, physical and chemical factors that affect the health of individuals, communities and populations	20.37% 11	48.15% 26	24.07% 13	5.56% 3	1.85% 1	54	3.80
20c. Describe the use of epidemiology methods to study the etiology and control of disease and injury in populations	9.26% 5	40.74% 22	25.93% 14	20.37% 11	3.70% 2	54	3.31
20d. Discuss how health policy and finance affect the delivery, quality, access and costs of health care for individuals, communities and populations	33.33% 18	46.30% 25	14.81% 8	3.70% 2	1.85% 1	54	4.06
20e. Describe behavioral, social and cultural factors that contribute to the health and well-being of individuals, communities and populations	62.96% 34	31.48% 17	1.85% 1	1.85% 1	1.85% 1	54	4.52
20f. Assess the global forces that influence the health of culturally diverse populations around the world	14.81% 8	46.30% 25	20.37% 11	16.67% 9	1.85% 1	54	3.56
20g. Apply skills and knowledge in public health setting(s) through planned and supervised experience(s) related to professional career objectives	46.30% 25	42.59% 23	7.41% 4	3.70% 2	0.00% 0	54	4.31
20h. Integrate the broad base of public health knowledge and skills acquired from coursework, practicum and other learning activities into a culminating experience (thesis, special studies project, capstone)	55.56% 30	35.19% 19	9.26% 5	0.00% 0	0.00% 0	54	4.46
20i. Develop the capacity for lifelong learning in public health	55.56% 30	37.04% 20	7.41% 4	0.00% 0	0.00% 0	54	4.48
20j. Apply principles of ethical conduct to public health practice	51.85% 28	38.89% 21	7.41% 4	1.85% 1	0.00% 0	54	4.41

Q21 Reflecting on your experience, how important are each of the following skills for job readiness as a public health professional?

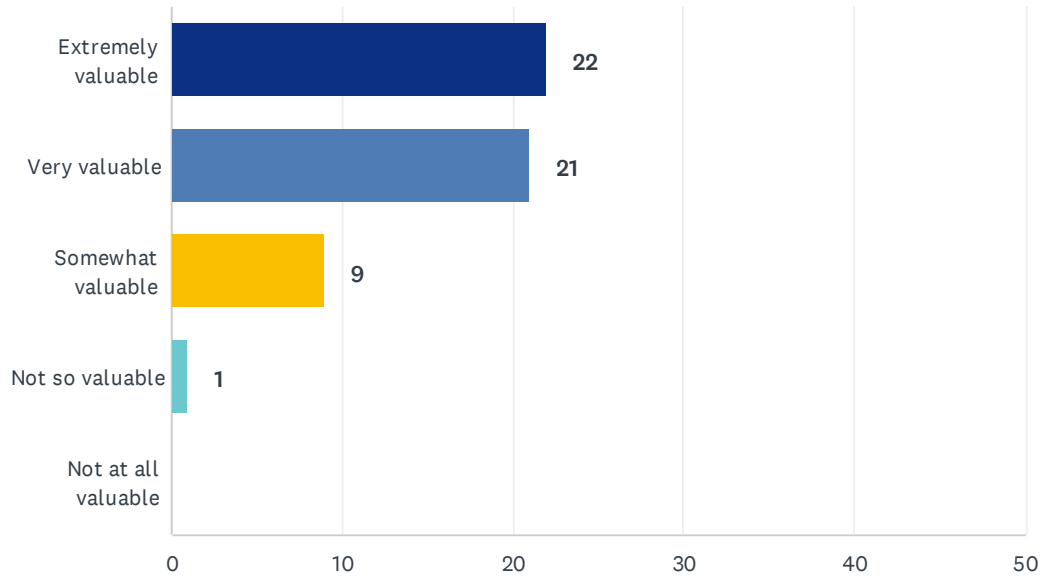
Answered: 54 Skipped: 8



	VERY IMPORTANT	MODERATELY IMPORTANT	NEUTRAL	SLIGHTLY IMPORTANT	NOT IMPORTANT	TOTAL	WEIGHTED AVERAGE
21a. Evidence-based approaches to public health	81.48% 44	14.81% 8	0.00% 0	1.85% 1	1.85% 1	54	4.72
21b. Public Health and health care systems	64.81% 35	29.63% 16	3.70% 2	0.00% 0	1.85% 1	54	4.56
21c. Planning and management to promote health	83.33% 45	12.96% 7	1.85% 1	0.00% 0	1.85% 1	54	4.76
21d. Policy in public health	51.85% 28	38.89% 21	7.41% 4	0.00% 0	1.85% 1	54	4.39
21e. Leadership	71.70% 38	26.42% 14	0.00% 0	0.00% 0	1.89% 1	53	4.66
21f. Communication	92.45% 49	5.66% 3	0.00% 0	0.00% 0	1.89% 1	53	4.87
21g. Interprofessional practice	74.07% 40	18.52% 10	5.56% 3	0.00% 0	1.85% 1	54	4.63
21h. Systems thinking	75.93% 41	16.67% 9	5.56% 3	0.00% 0	1.85% 1	54	4.65

Q23 Based on your career interests and goals, how valuable is/was your RSPH MPH or MSPH degree in the job market?

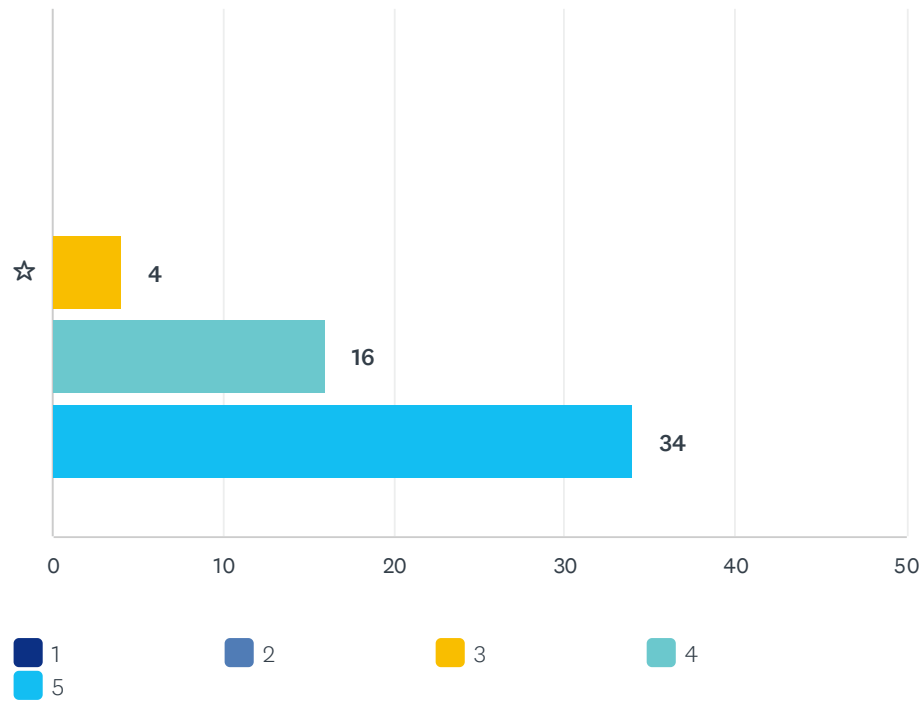
Answered: 53 Skipped: 9



ANSWER CHOICES	RESPONSES	
Extremely valuable	41.51%	22
Very valuable	39.62%	21
Somewhat valuable	16.98%	9
Not so valuable	1.89%	1
Not at all valuable	0.00%	0
TOTAL		53

Q24 How would you rate your decision to attend the RSPH?

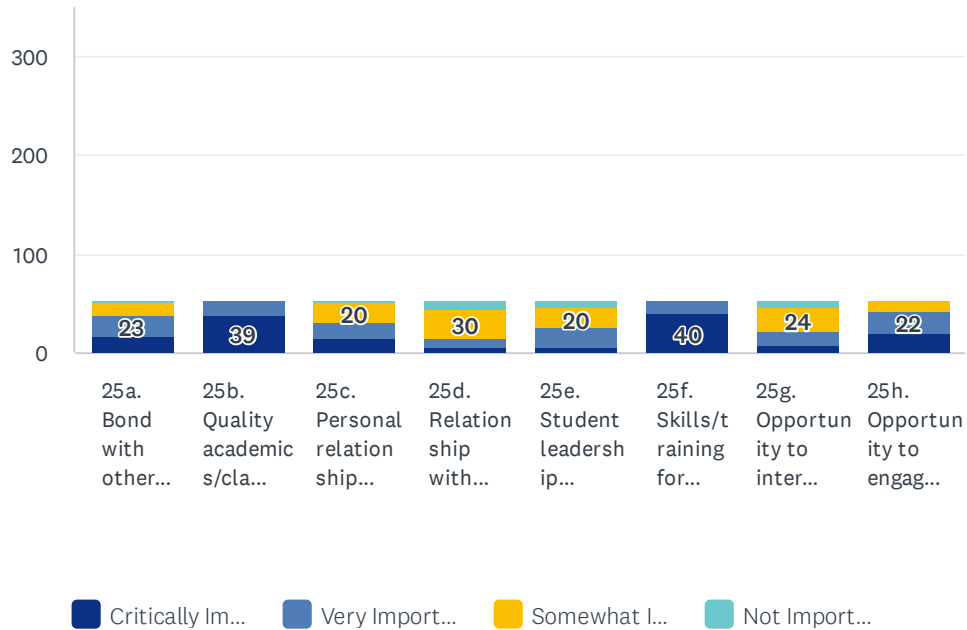
Answered: 54 Skipped: 8



	1	2	3	4	5	TOTAL	WEIGHTED AVERAGE
☆	0.00% 0	0.00% 0	7.41% 4	29.63% 16	62.96% 34	54	4.56

Q25 How important was each of the following to your experience as a student?

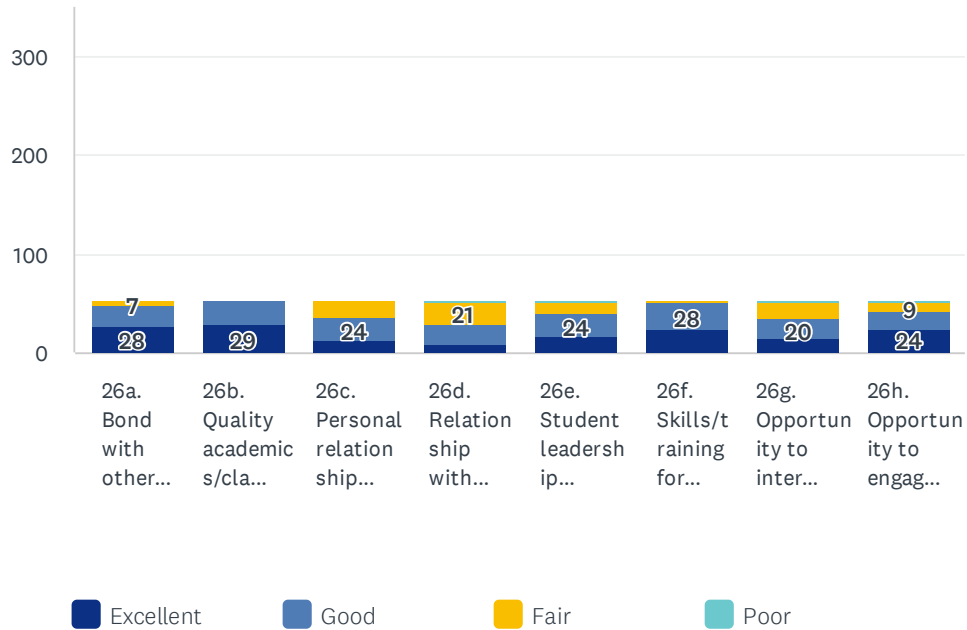
Answered: 54 Skipped: 8



	CRITICALLY IMPORTANT	VERY IMPORTANT	SOMEWHAT IMPORTANT	NOT IMPORTANT	TOTAL
25a. Bond with other students	29.63% 16	42.59% 23	24.07% 13	3.70% 2	54
25b. Quality academics/classes	72.22% 39	27.78% 15	0.00% 0	0.00% 0	54
25c. Personal relationship with faculty	25.93% 14	31.48% 17	37.04% 20	5.56% 3	54
25d. Relationship with administration and staff	11.32% 6	16.98% 9	56.60% 30	15.09% 8	53
25e. Student leadership opportunities	9.26% 5	38.89% 21	37.04% 20	14.81% 8	54
25f. Skills/training for career	74.07% 40	25.93% 14	0.00% 0	0.00% 0	54
25g. Opportunity to interact with alumni	14.81% 8	25.93% 14	44.44% 24	14.81% 8	54
25h. Opportunity to engage with the larger Atlanta community	38.89% 21	40.74% 22	18.52% 10	1.85% 1	54

Q26 How well did the RSPH do at providing the following experiences?

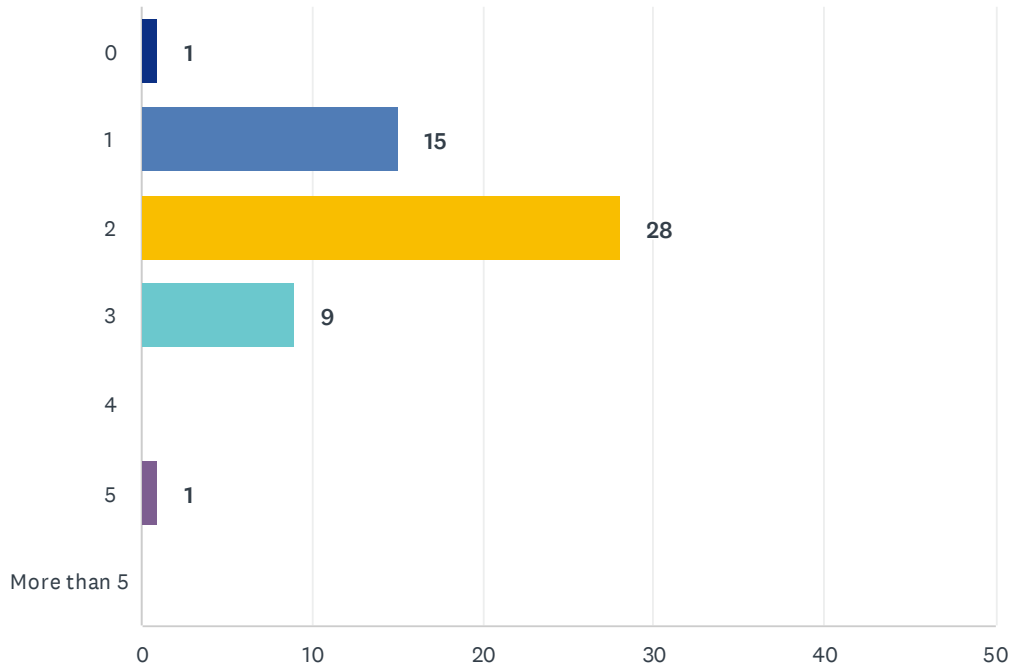
Answered: 54 Skipped: 8



	EXCELLENT	GOOD	FAIR	POOR	TOTAL
26a. Bond with other students	51.85% 28	35.19% 19	12.96% 7	0.00% 0	54
26b. Quality academics/classes	53.70% 29	46.30% 25	0.00% 0	0.00% 0	54
26c. Personal relationship with faculty	24.07% 13	44.44% 24	31.48% 17	0.00% 0	54
26d. Relationship with administration and staff	16.67% 9	38.89% 21	38.89% 21	5.56% 3	54
26e. Student leadership opportunities	31.48% 17	44.44% 24	18.52% 10	5.56% 3	54
26f. Skills/training for career	44.44% 24	51.85% 28	3.70% 2	0.00% 0	54
26g. Opportunity to interact with alumni	27.78% 15	37.04% 20	29.63% 16	5.56% 3	54
26h. Opportunity to engage with the larger Atlanta community	45.28% 24	35.85% 19	16.98% 9	1.89% 1	53

Q27 Since graduation from the RSPH, how many full-time positions have you held?

Answered: 54 Skipped: 8



ANSWER CHOICES	RESPONSES	
0	1.85%	1
1	27.78%	15
2	51.85%	28
3	16.67%	9
4	0.00%	0
5	1.85%	1
More than 5	0.00%	0
TOTAL		54