



# Office of Career Development

---

**BIostatistics &  
Bioinformatics  
(BIOS)**

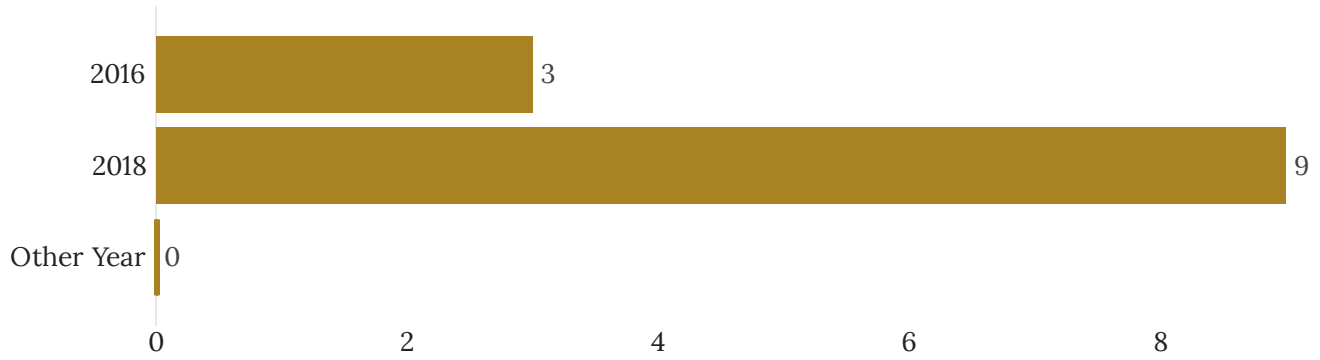
2021 RSPH Alumni Survey Report



**EMORY**

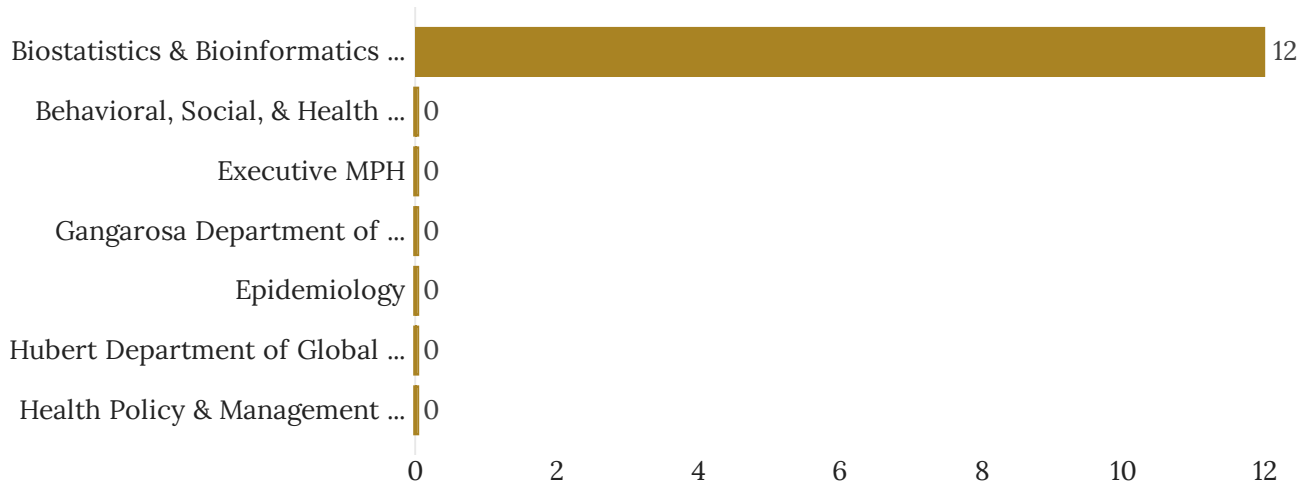
ROLLINS  
SCHOOL OF  
PUBLIC  
HEALTH

# Alumni Graduation Year



Field	Choice Count
2016 (SU 2015, FA 2015, SP 2016)	25% 3
2018 (SU 2017, FA 2017, SP 2018)	75% 9
Other Year	0% 0
Total	12

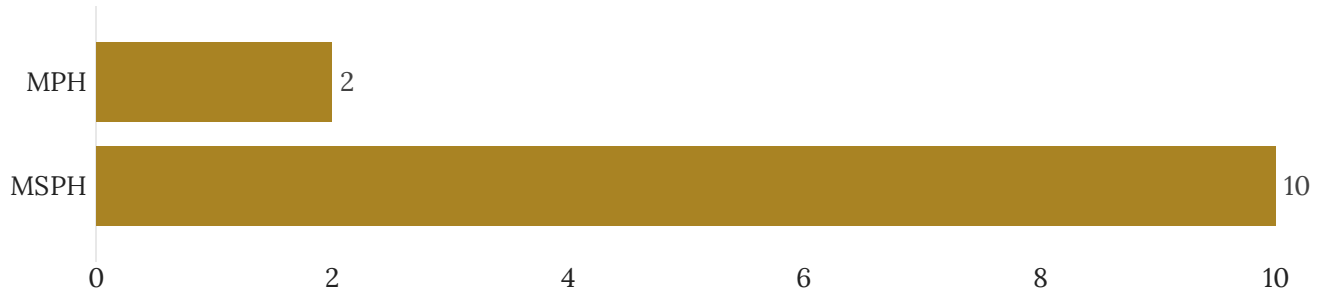
# Department



Field	Choice Count
-------	--------------

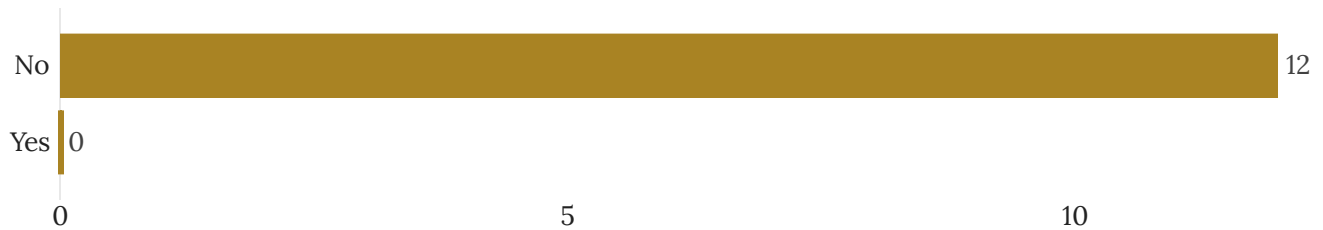
Biostatistics & Bioinformatics (BIOS)	100%	12
Behavioral, Social, & Health Education Sciences (BSHES)	0%	0
Executive MPH (Former CMPH Program)	0%	0
Gangarosa Department of Environmental Health (EH)	0%	0
Epidemiology (EPI)	0%	0
Hubert Department of Global Health (GH)	0%	0
Health Policy & Management (HPM)	0%	0
Total		12

## PH Degree Type



Field	Choice Count
MPH	17% 2
MSPH	83% 10
Total	12

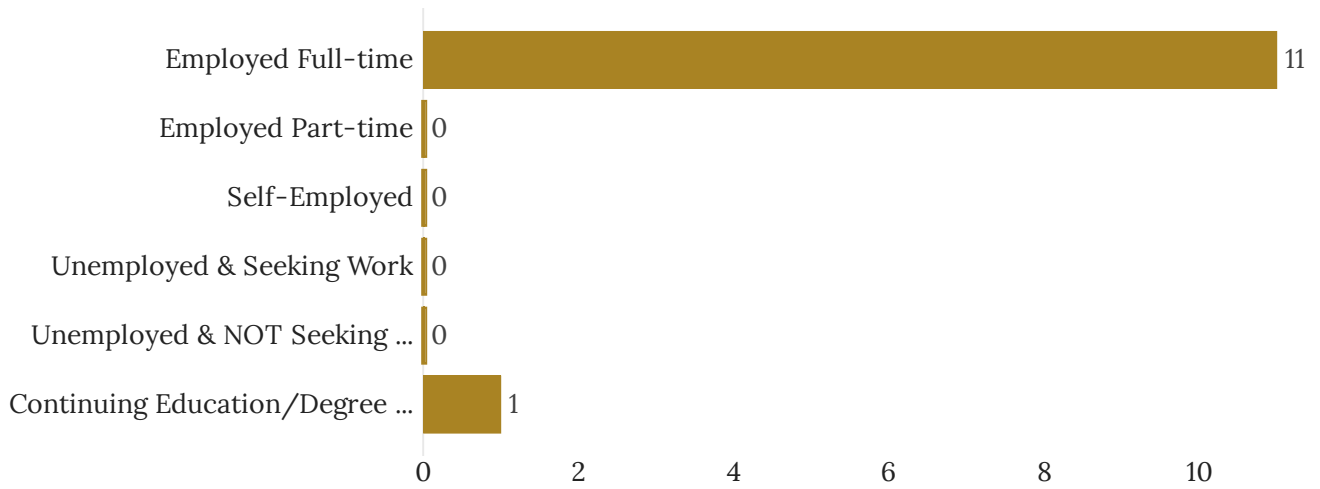
## Dual Degree Enrollment



Field	Choice Count
No	100% 12
Yes (If yes, please provide degree, i.e. JD, BS, MD, etc.)	0% 0
Total	12

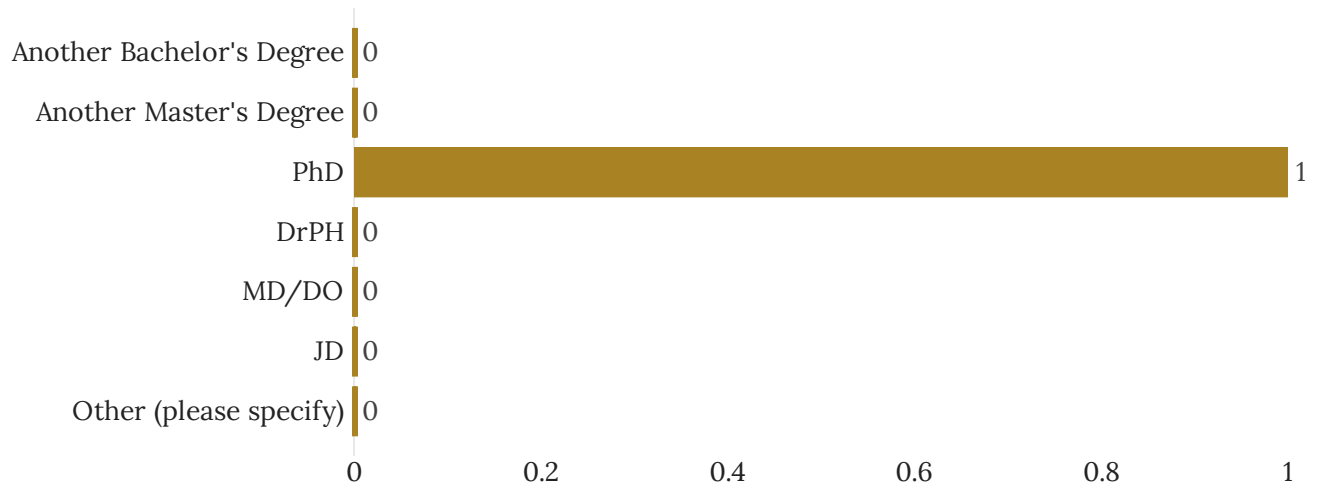
Yes (If yes, please provide degree, i.e. JD, BS, MD, etc.) - Text

# Current Employment



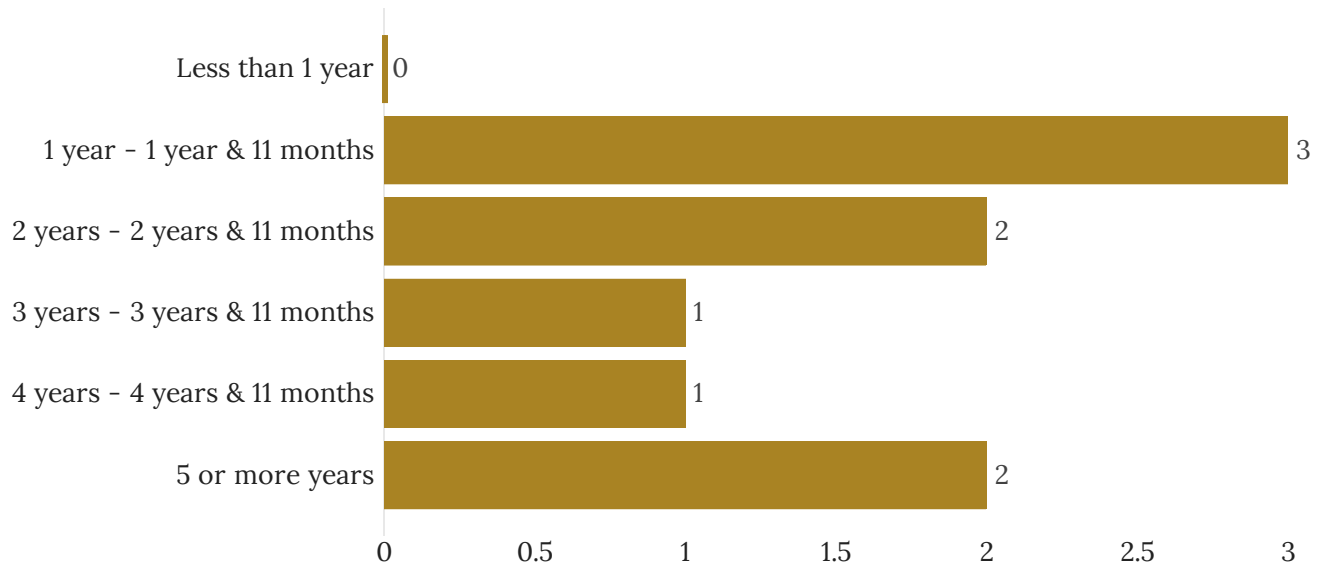
Field	Choice Count
Employed Full-time	92% 11
Employed Part-time	0% 0
Self-Employed	0% 0
Unemployed & Seeking Work	0% 0
Unemployed & NOT Seeking Work/Education	0% 0
Continuing Education/Degree Seeking	8% 1
Total	12

# Continuing Education: Degree Seeking



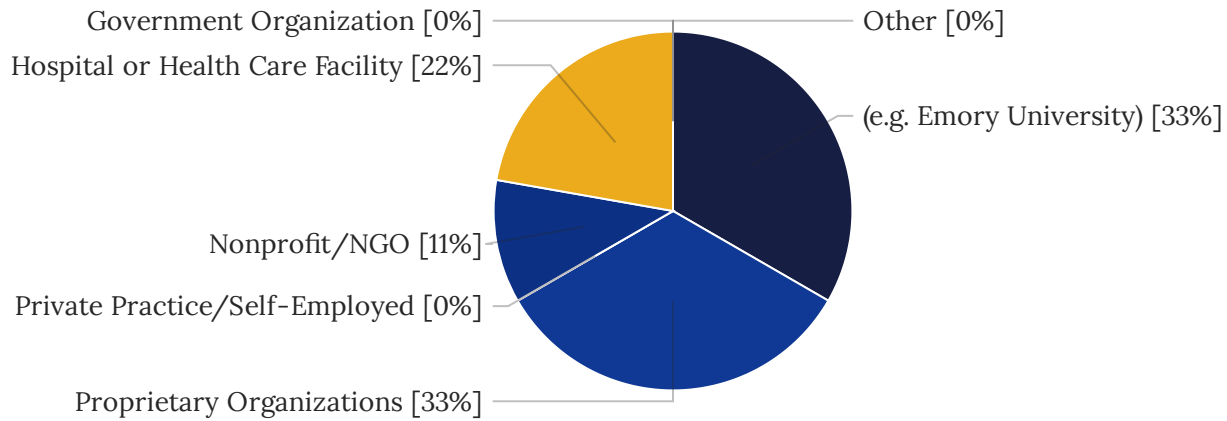
Field	Choice Count
Another Bachelor's Degree	0% 0
Another Master's Degree	0% 0
PhD	100% 1
DrPH	0% 0
MD/DO	0% 0
JD	0% 0
Other (please specify)	0% 0
Total	1

## Alumni Duration at Current Job



Field	Choice Count
Less than 1 year	0% 0
1 year - 1 year & 11 months	33% 3
2 years - 2 years & 11 months	22% 2
3 years - 3 years & 11 months	11% 1
4 years - 4 years & 11 months	11% 1
5 or more years	22% 2
Total	9

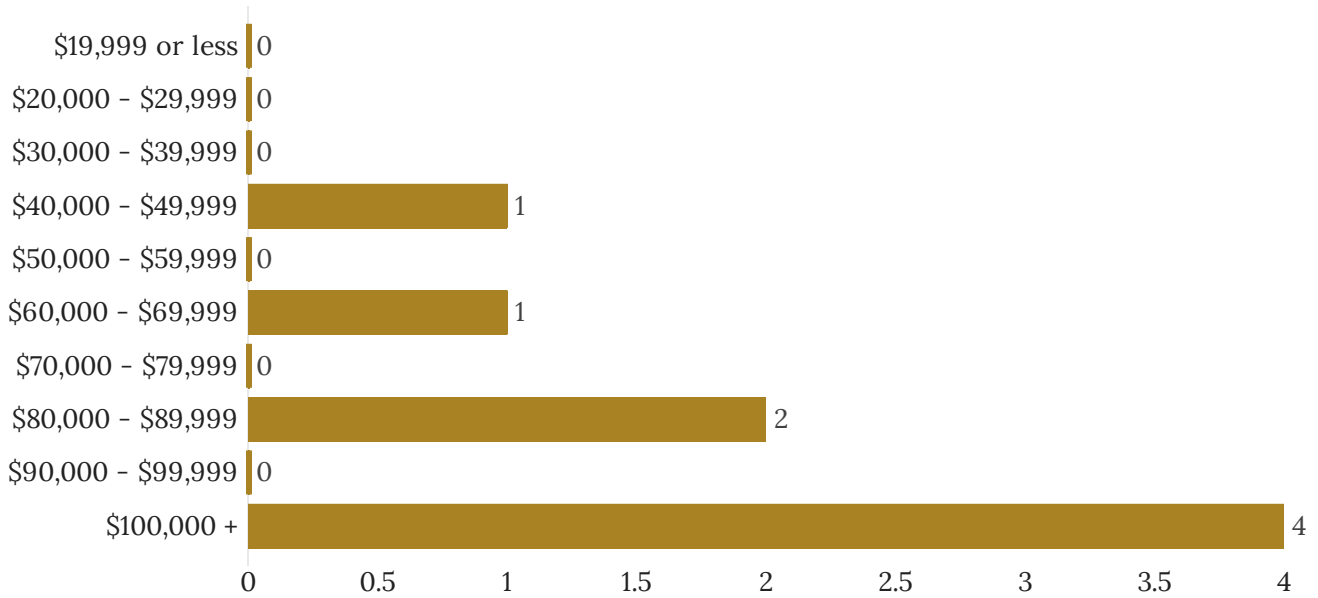
# Employment by Sector



Field	Choice	Count
Government Organization (Federal, State, Local)	0%	0
Hospital or Health Care Facility	22%	2
Nonprofit/NGO	11%	1
Private Practice/Self-Employed	0%	0
Proprietary Organizations (Industry, Pharmaceutical Company, Consulting, Biotech, Other For-Profit Organization)	33%	3
University or Research Institution (e.g. Emory University)	33%	3
Other (please specify)	0%	0
Total		9

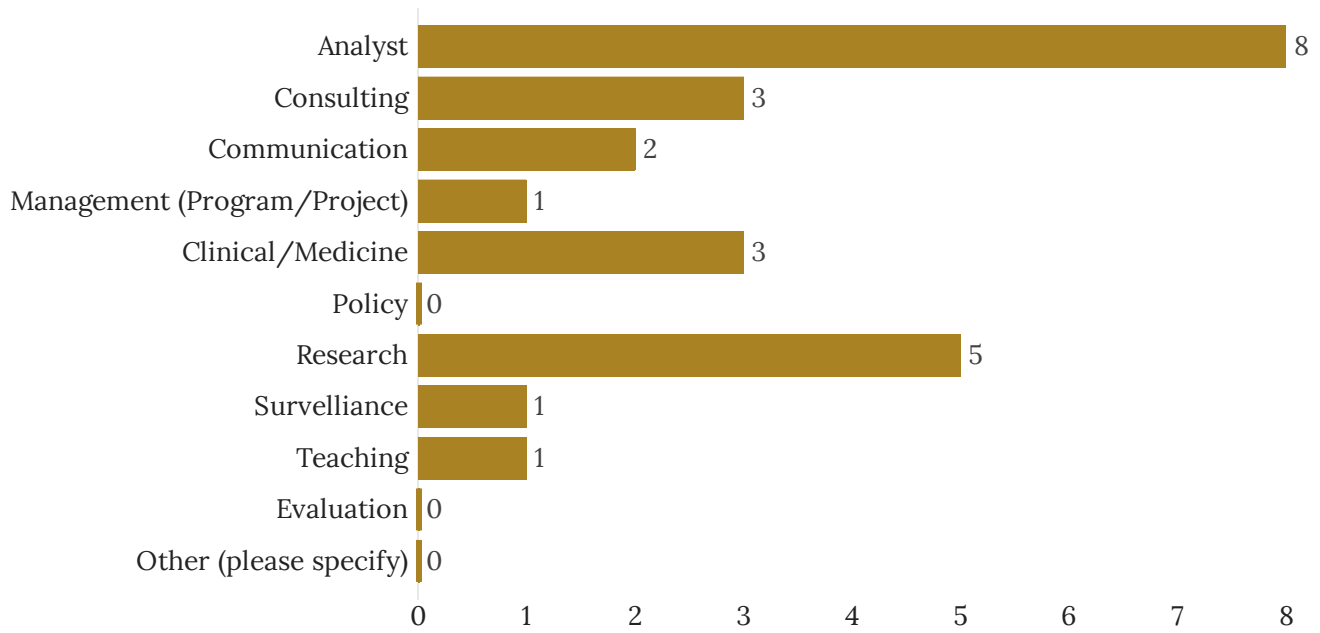


# Annual Salary Range



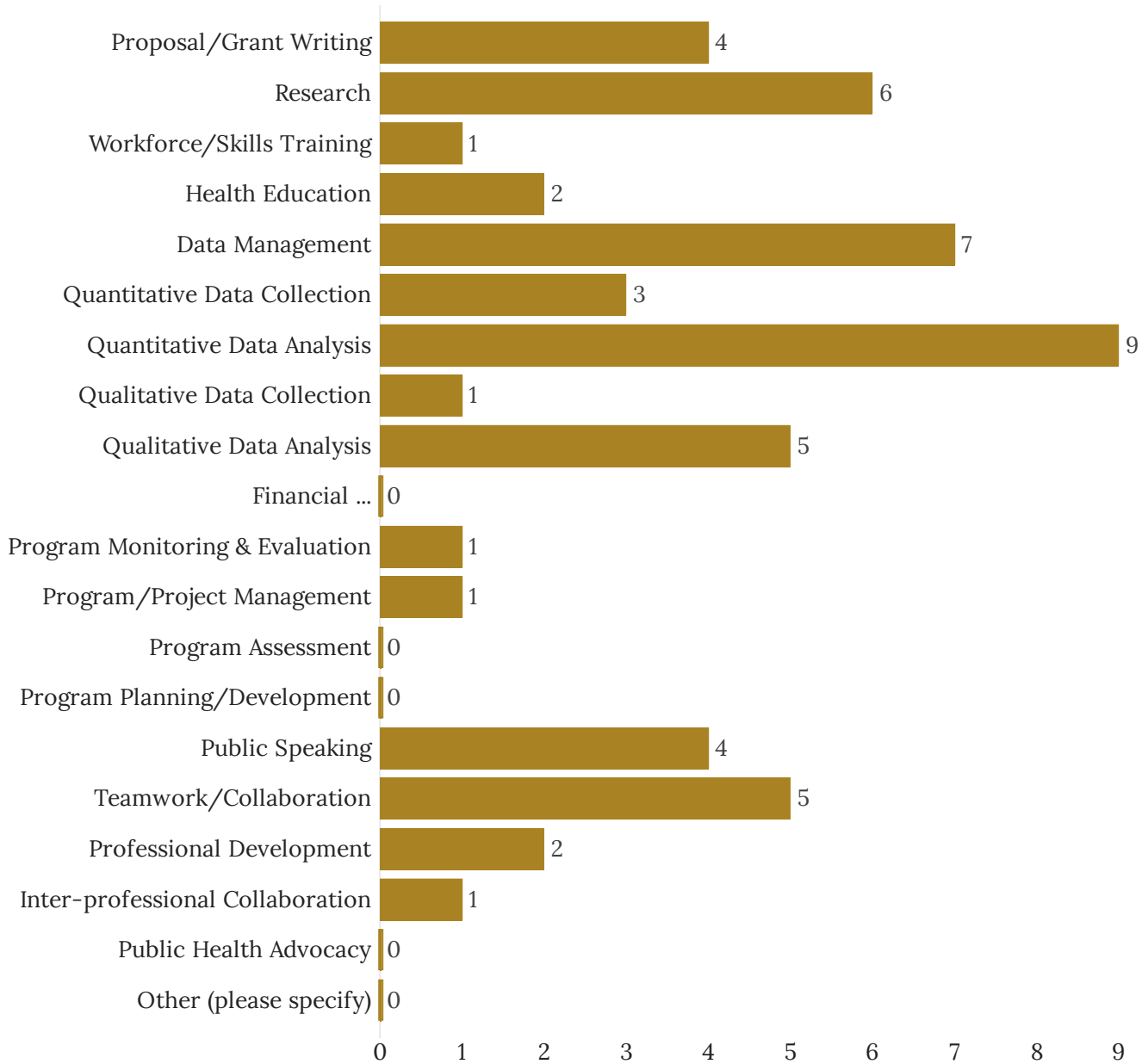
Field	Choice Count
\$19,999 or less	0% 0
\$20,000 - \$29,999	0% 0
\$30,000 - \$39,999	0% 0
\$40,000 - \$49,999	13% 1
\$50,000 - \$59,999	0% 0
\$60,000 - \$69,999	13% 1
\$70,000 - \$79,999	0% 0
\$80,000 - \$89,999	25% 2
\$90,000 - \$99,999	0% 0
\$100,000 +	50% 4
Total	8

# Alumni Job Duties



Field	Choice Count
Analyst	33% 8
Consulting	13% 3
Communication	8% 2
Management (Program/Project)	4% 1
Clinical/Medicine	13% 3
Policy	0% 0
Research	21% 5
Surveillance	4% 1
Teaching	4% 1
Evaluation	0% 0
Other (please specify)	0% 0
Total	24

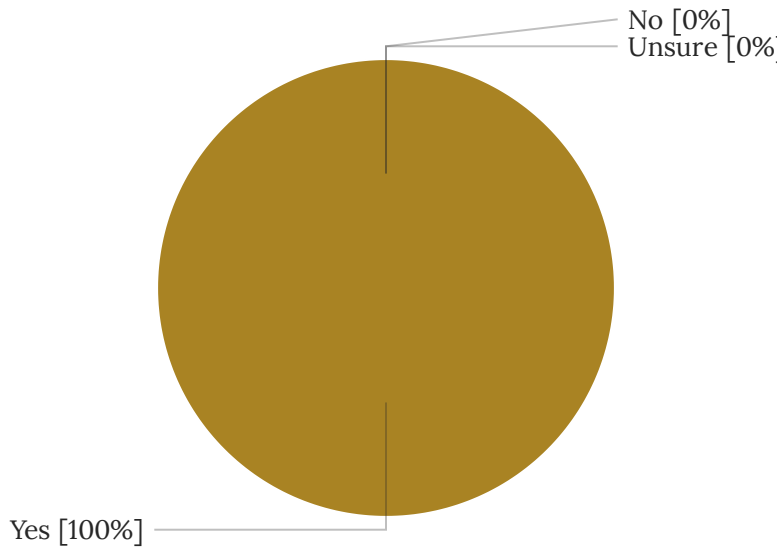
# Skills that Prepared Alumni



Field	Choice Count
Proposal/Grant Writing	8% 4
Research	12% 6
Workforce/Skills Training	2% 1
Health Education	4% 2

Data Management	13%	7
Quantitative Data Collection	6%	3
Quantitative Data Analysis	17%	9
Qualitative Data Collection	2%	1
Qualitative Data Analysis	10%	5
Financial Accounting/Management/Budgeting	0%	0
Program Monitoring & Evaluation	2%	1
Program/Project Management	2%	1
Program Assessment	0%	0
Program Planning/Development	0%	0
Public Speaking	8%	4
Teamwork/Collaboration	10%	5
Professional Development	4%	2
Inter-professional Collaboration	2%	1
Public Health Advocacy	0%	0
Other (please specify)	0%	0
Total		52

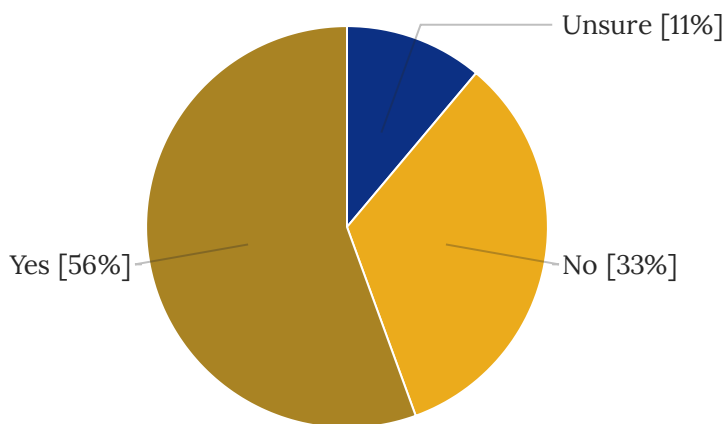
## Employer Hiring Status: Doctoral Students



Field	Choice Count
Yes	100% 9
No	0% 0
Unsure	0% 0
Total	9

## Employer Hiring Status: Rollins Students

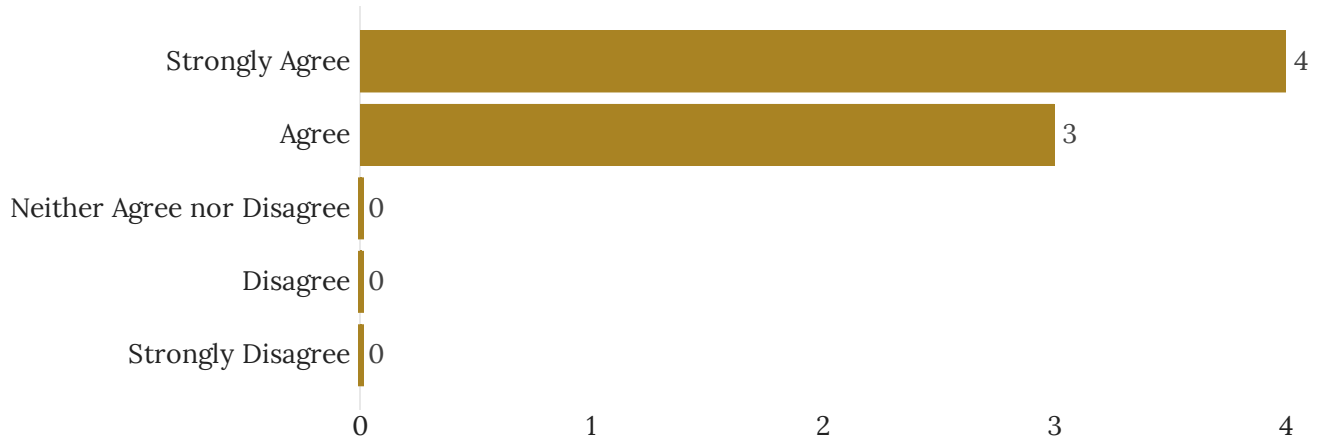
IE: Part-time, REAL, Internships, APE (Applied Practice Experience/Practicum)



Field	Choice Count
Yes	56% 5
No	33% 3
Unsure	11% 1
Total	9

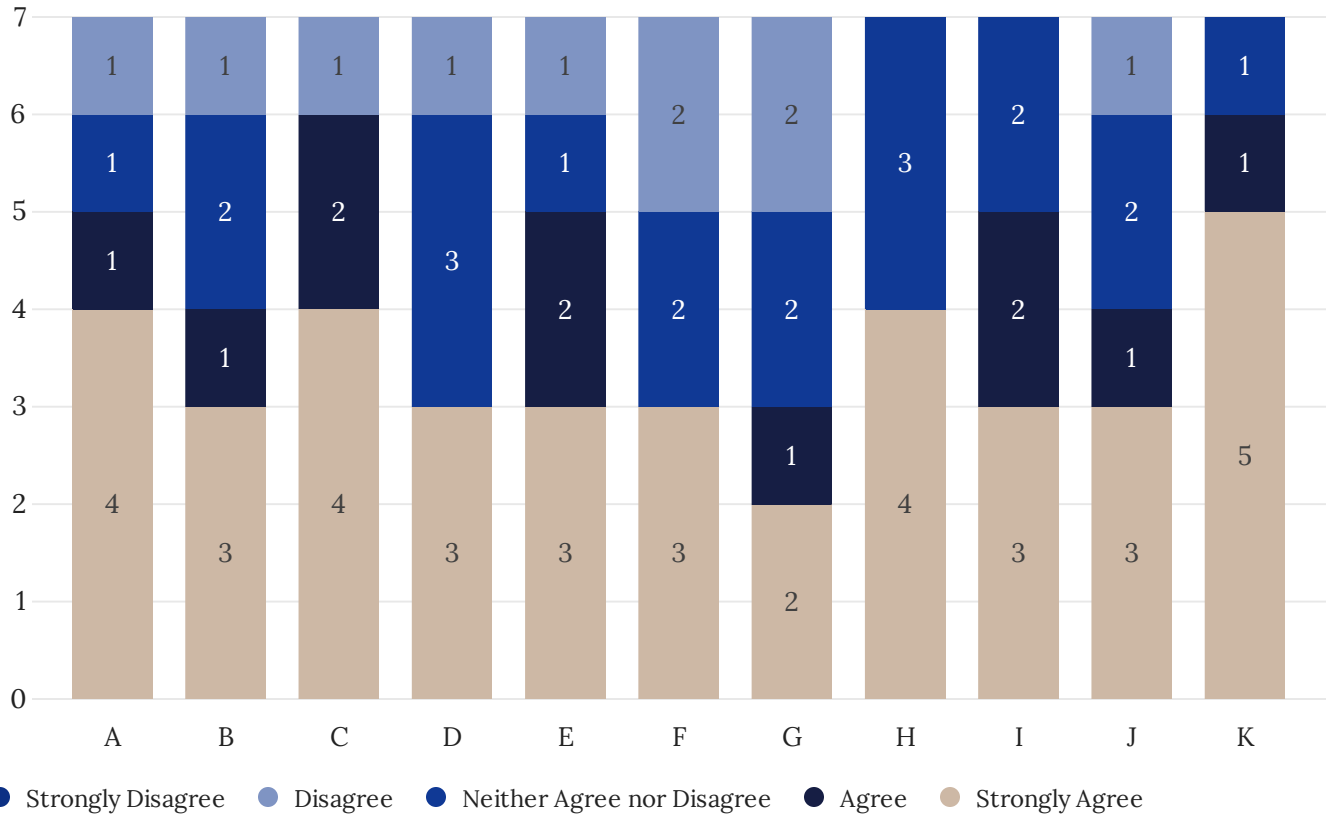
# Preparation for the Work Force

The course work provided (including APE, Thesis, Capstone) during Rollins prepared me to work in my current field?



Field	Choice Count
Strongly Agree	57% 4
Agree	43% 3
Neither Agree nor Disagree	0% 0
Disagree	0% 0
Strongly Disagree	0% 0
Total	7

# Competencies Applied Post-Graduation



Field	Strongly Agree	Agree	Neither Agree nor Disagree	Disagree	Strongly Disagree
A. Use analytic reasoning & quantitative methods to address questions in public health and population-based research.	11% 4	9% 1	5% 1	10% 1	0% 0
B. Describe environmental conditions, including biological, physical and chemical factors that affect the health of individuals, communities and populations.	8% 3	9% 1	11% 2	10% 1	0% 0
D. Describe the use of epidemiology methods to study the etiology and control of disease and injury in populations	11% 4	18% 2	0% 0	10% 1	0% 0

D. Discuss how health policy and finance affect the delivery, quality, access and costs of health care for individuals, communities and populations

8% 3 0% 0 16% 3 10% 1 0% 0

E. Describe behavioral, social and cultural factors that contribute to the health and well-being of individuals, communities and populations

8% 3 18% 2 5% 1 10% 1 0% 0

F. Assess the global forces that influence the health of culturally diverse populations around the world

8% 3 0% 0 11% 2 20% 2 0% 0

G. Apply skills and knowledge in public health setting(s) through planned and supervised experience(s) related to professional career objectives

5% 2 9% 1 11% 2 20% 2 0% 0

H. Integrate the broad base of public health knowledge and skills acquired from coursework, practicum and other learning activities into a culminating experience (thesis, special studies project, capstone)

11% 4 0% 0 16% 3 0% 0 0% 0

I. Develop the capacity for lifelong learning in public health

8% 3 18% 2 11% 2 0% 0 0% 0

J. Apply principles of ethical conduct to public health practice

8% 3 9% 1 11% 2 10% 1 0% 0

K. Diversity, equity and inclusion practices

14% 5 9% 1 5% 1 0% 0 0% 0

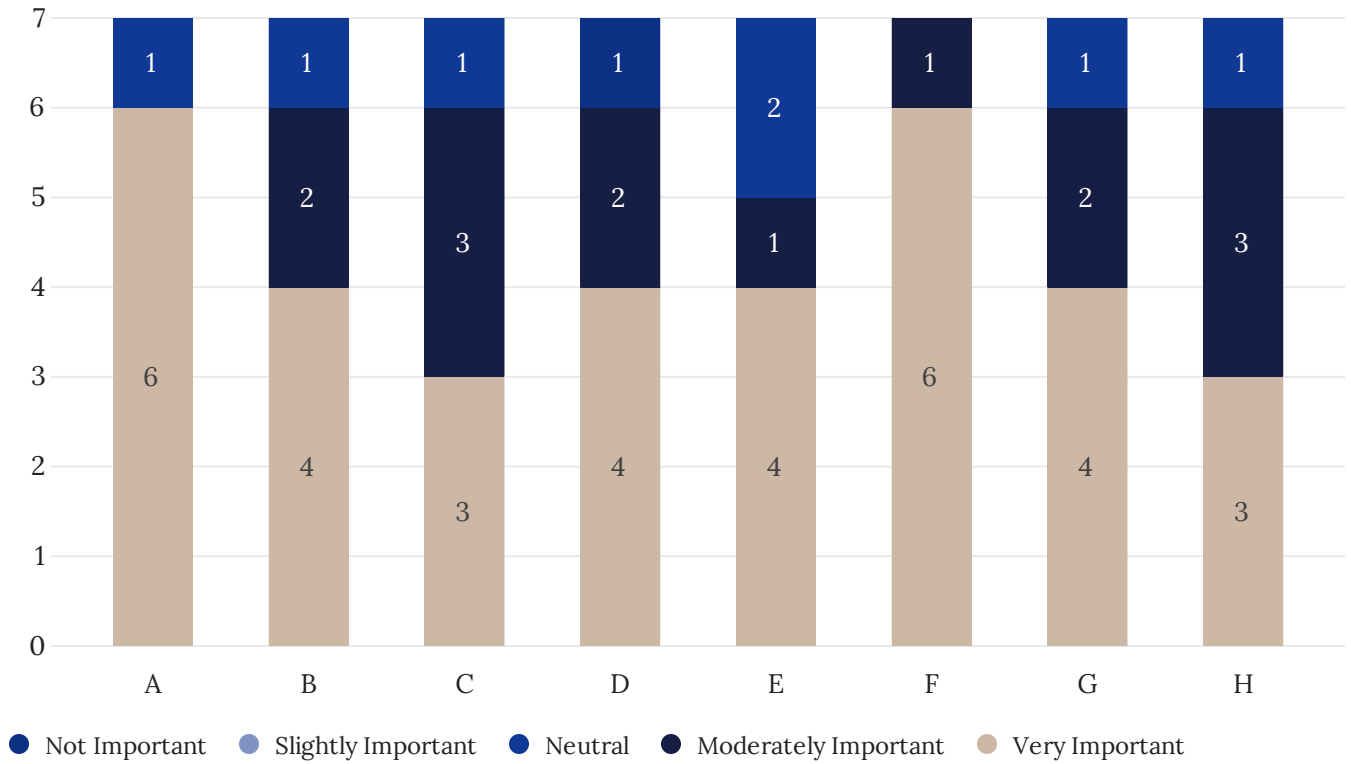
Total

37 11 19 10 0



# Job Readiness Skills

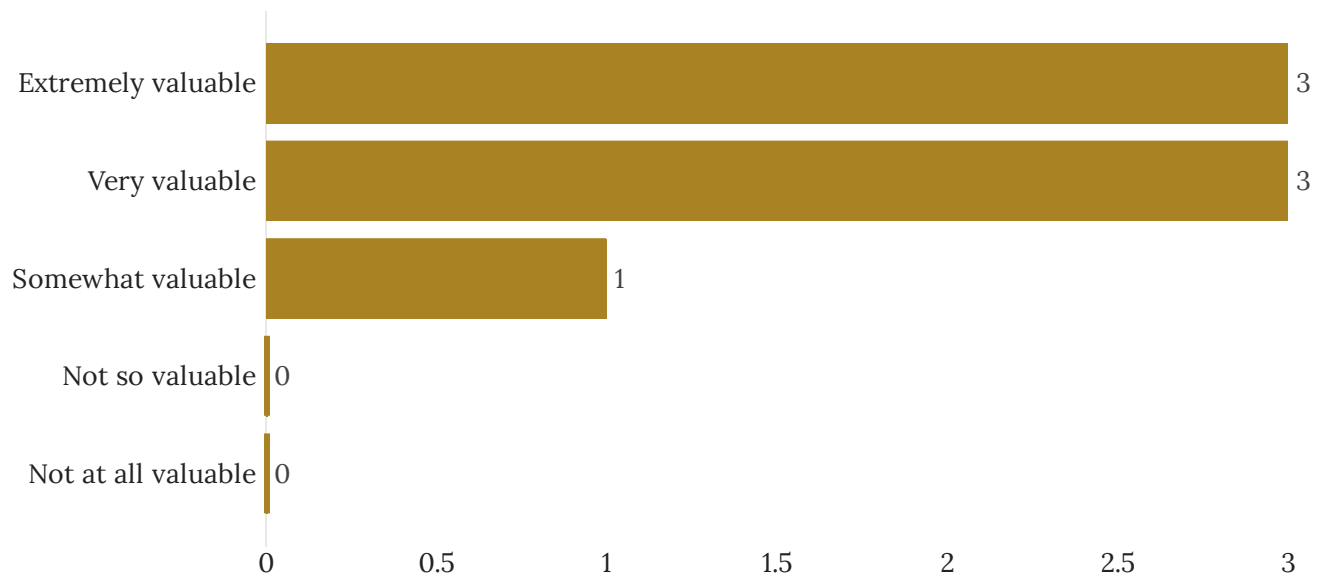
How important are each of the following skills for job readiness as a public health professional?



Field	Very Important	Moderately Important	Neutral	Slightly Important	Not Important
A. Evidence-based approaches	18% 6	0% 0	14% 1	0% 0	0% 0
B. Public health & health care systems	12% 4	14% 2	14% 1	0% 0	0% 0
C. Planning & management to promote health	9% 3	21% 3	14% 1	0% 0	0% 0
D. Policy in public health	12% 4	14% 2	0% 0	0% 0	100% 1
E. Leadership	12% 4	7% 1	29% 2	0% 0	0% 0
F. Communication	18% 6	7% 1	0% 0	0% 0	0% 0
G. Interprofessional practices	12% 4	14% 2	14% 1	0% 0	0% 0
H. Systems thinking	9% 3	21% 3	14% 1	0% 0	0% 0

Total 34 14 7 0 1

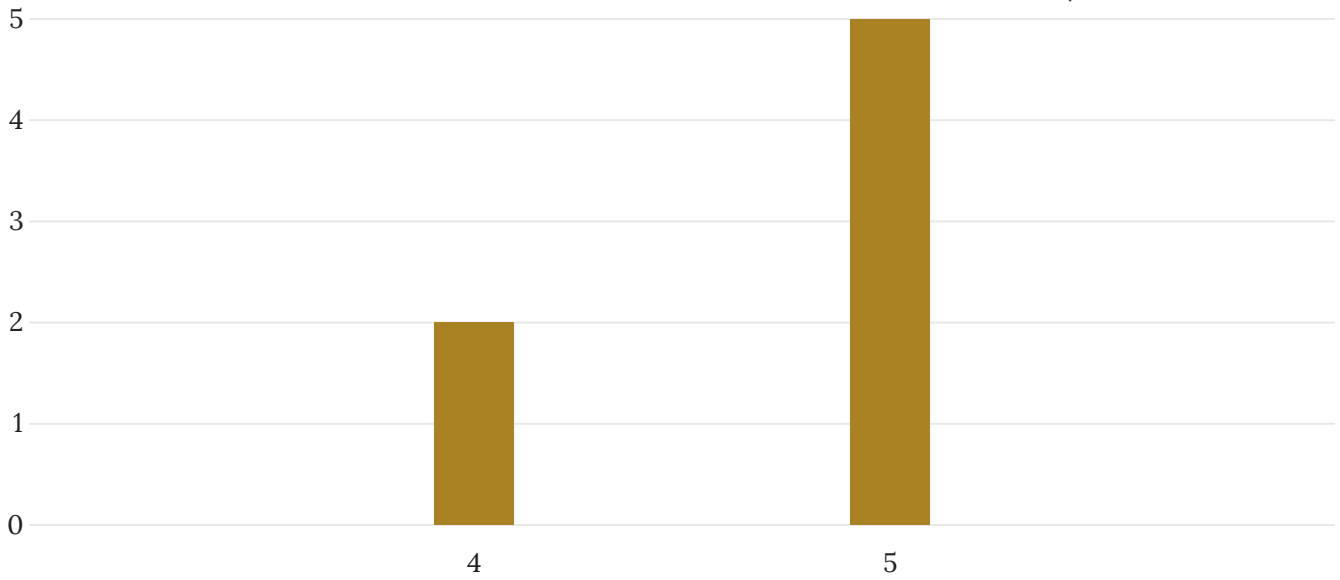
## Value of RSPH/MPH/MSPH Degree in the Job Market



Field	Choice Count
Extremely valuable	43% 3
Very valuable	43% 3
Somewhat valuable	14% 1
Not so valuable	0% 0
Not at all valuable	0% 0
Total	7

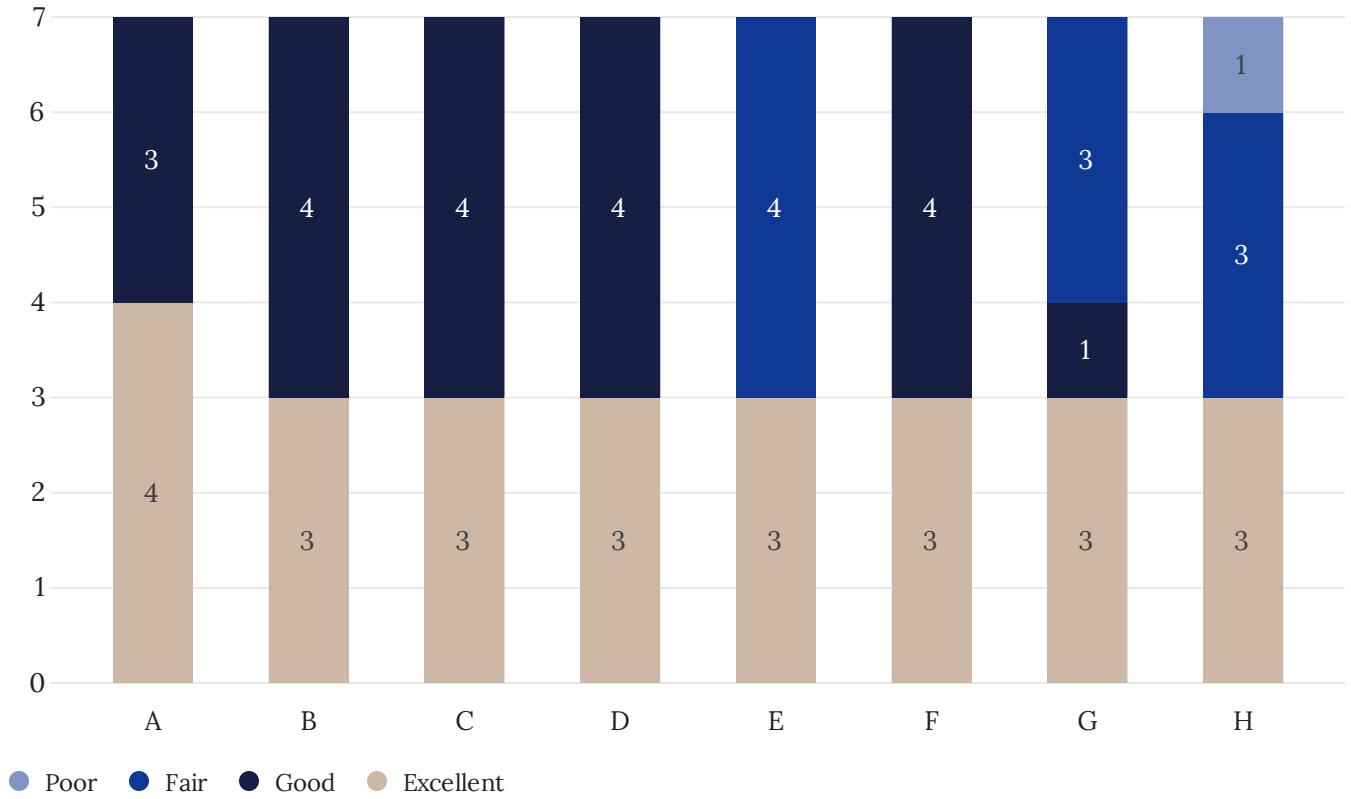
# Decision to Attend RSPH

Alumni rated their decision to attend the RSPH for their MPH/MSPH



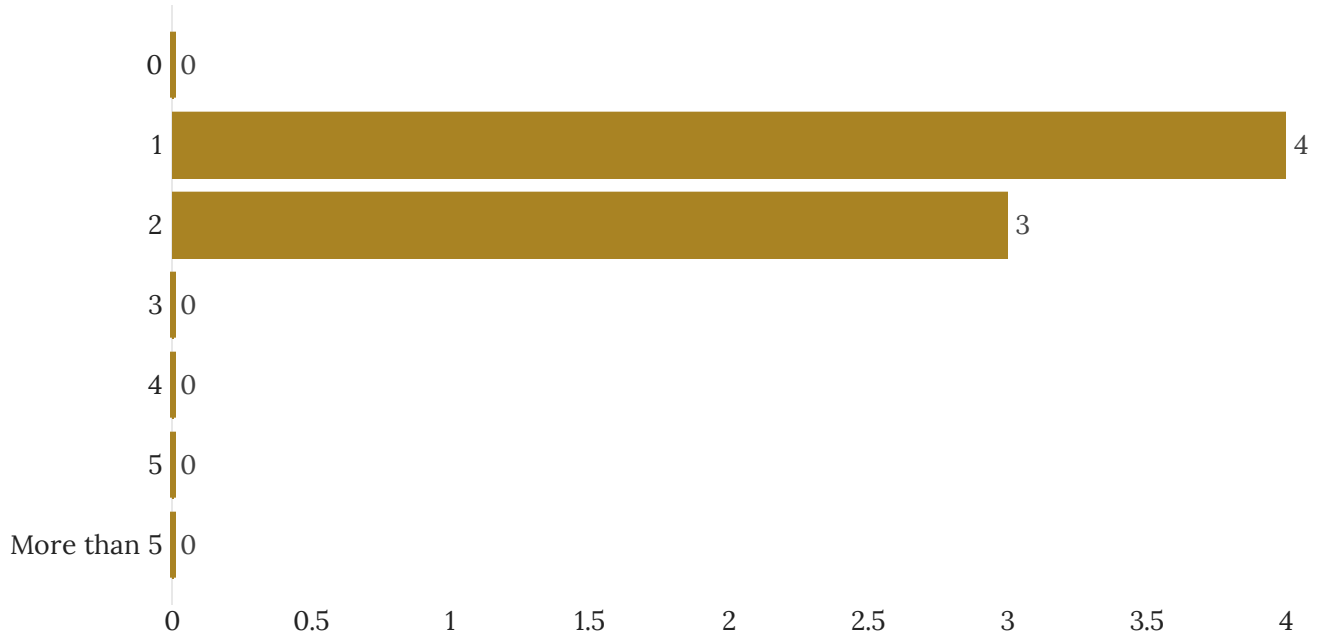
Field	Choice Count
4	29% 2
5	71% 5
Total	7

# Importance on RSPH Student Experience



Field	Excellent	Good	Fair	Poor
A. Bond with other students	16% 4	15% 3	0% 0	0% 0
B. Quality academics/classes	12% 3	20% 4	0% 0	0% 0
C. Personal relationship with faculty	12% 3	20% 4	0% 0	0% 0
D. Relationship with administration and staff	12% 3	20% 4	0% 0	0% 0
E. Student leadership opportunities	12% 3	0% 0	40% 4	0% 0
F. Skills/training for career	12% 3	20% 4	0% 0	0% 0
G. Opportunity to interact with alumni	12% 3	5% 1	30% 3	0% 0
H. Opportunity to engage with the larger Atlanta community	12% 3	0% 0	30% 3	100% 1
Total	25	20	10	1

# Number of Full Time Positions Since Graduation



Field	Choice Count
0	0% 0
1	57% 4
2	43% 3
3	0% 0
4	0% 0
5	0% 0
More than 5	0% 0
Total	7