

# **GRADUATE EMPLOYMENT REPORT**

**2018**

**DEPARTMENT OF ENVIRONMENTAL HEALTH (EH)**

**ROLLINS SCHOOL OF PUBLIC HEALTH,  
EMORY UNIVERSITY**

**CREATED BY THE OFFICE OF CAREER DEVELOPMENT**

## EH Class of 2018

Department	Total Graduates	Total Respondents	Response Rate
EH	41	39	99%

- ✓ The Department of Environmental Health (EH) Class of 2018, with 41 graduates, includes those who graduated in August 2017, December 2017, and May 2018.
- ✓ The graduate outcomes information was collected at graduation and the unemployed received monthly follow-ups through the first-year post-graduation until employment or continuing education was secured.
- ✓ The information in this report was self-reported survey data provided by the graduate.
- ✓ Data collection for this report was completed in May 2019, at the 12<sup>th</sup> month after the May 2018 graduation.
- ✓ Information collected includes employment sector, salary range, amount of time spent job searching, and number of resumes sent.

## Graduate Degree Status

Department	MPH	MSPH	Grand Total
EH	31	10	41

## Survey Respondents' Post-Graduation Employment Status

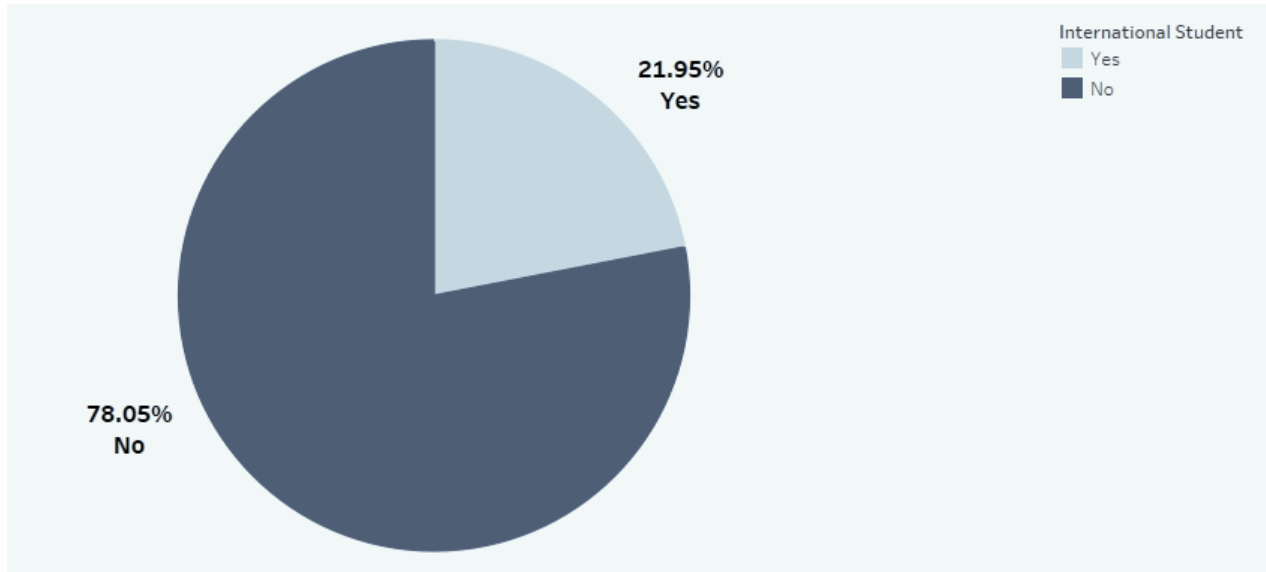
Of the 41 graduates, 39 graduates from the Environmental Health Department provided their post-graduation employment status through the completion of the Graduate Outcomes and Exit Survey within the 12-month data collection period.\*

	Continuing Education	Employed	Not Seeking Employment	Still Seeking Employment	Did Not Respond to Survey (Unknown)	Total Graduates
EH	3	30	0	6	2	41
RATE	7%	73%	0%	15%	5%	100%

\* The data captured in the table above is required by the Council on Education for Public Health (CEPH).

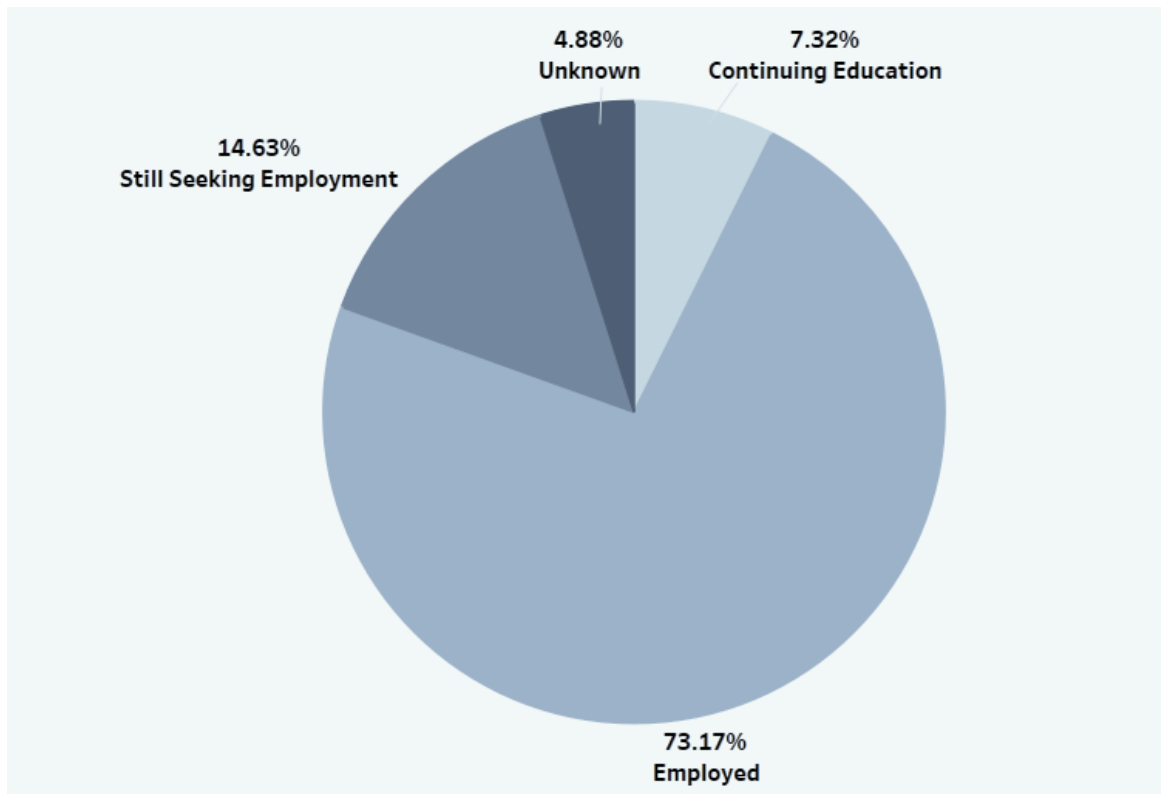
## International Student Status

This chart indicates the percentage of international student graduates from the EH department with a MPH/MSPH degree.



## Employment Status

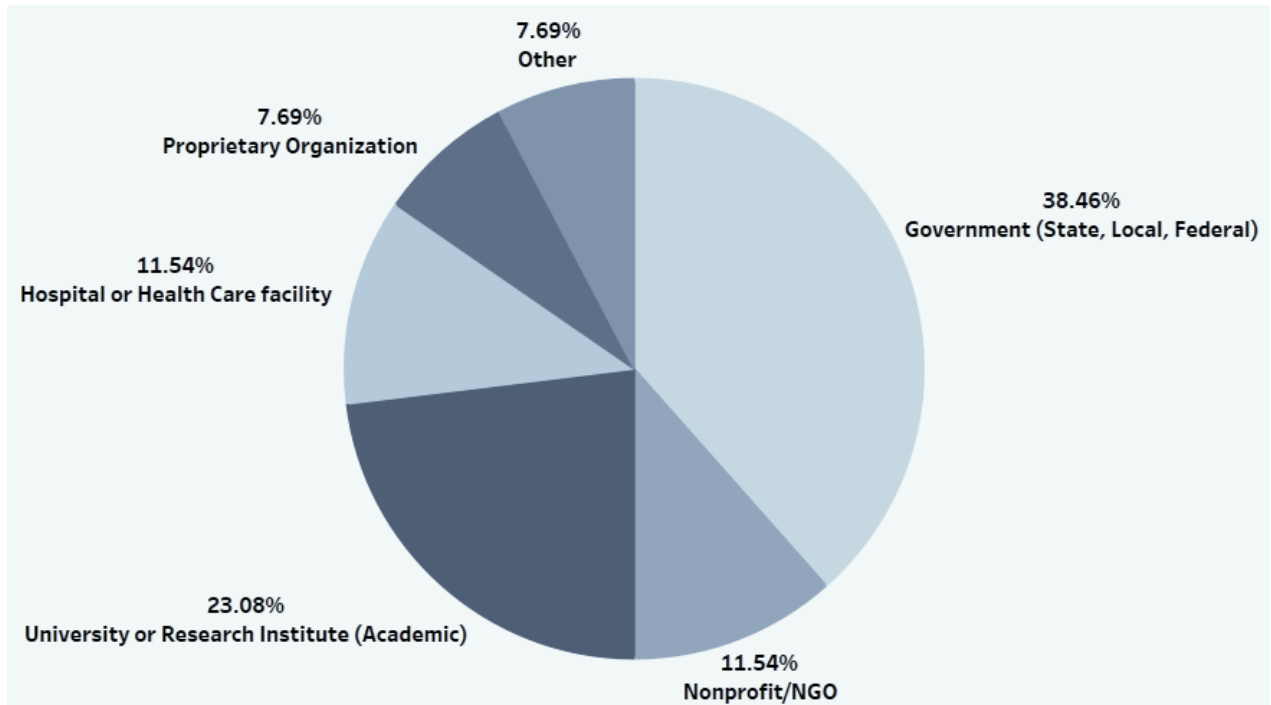
This chart indicates the employment status of the graduate class of 41 within 12 months post-graduation.



The remainder of this report contains data from graduates that reported securing full-time/part-time employment. There were a total of 30 graduates that reported securing full-time/part-time employment.

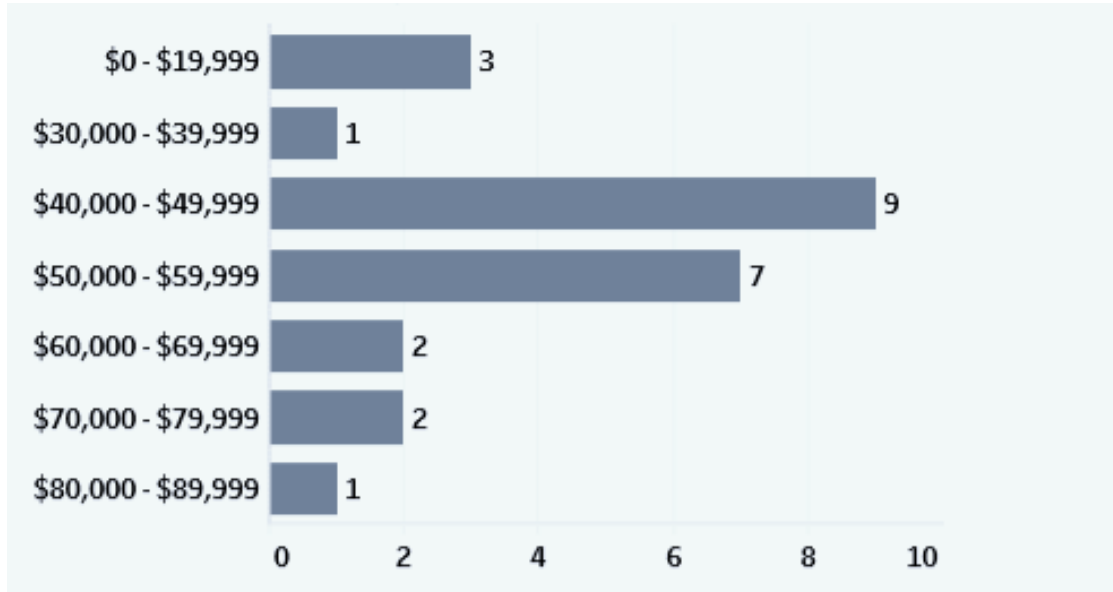
## Employment by Sector

Of the 30 reporting graduates that secured employment within 12-months post-graduation, 39% reported being employed with a government (state, local, federal) agency.



## Salary Range of Employed Graduates

The median starting annual salary range reported by graduates securing full-time/part-time employment is \$40,000 - \$49,999. The salary data reported by graduates includes those that reported working as a full-time volunteer, i.e. U.S. Peace Corps, AmeriCorps, etc., which offer a stipend and full-time experience, but not a salary.

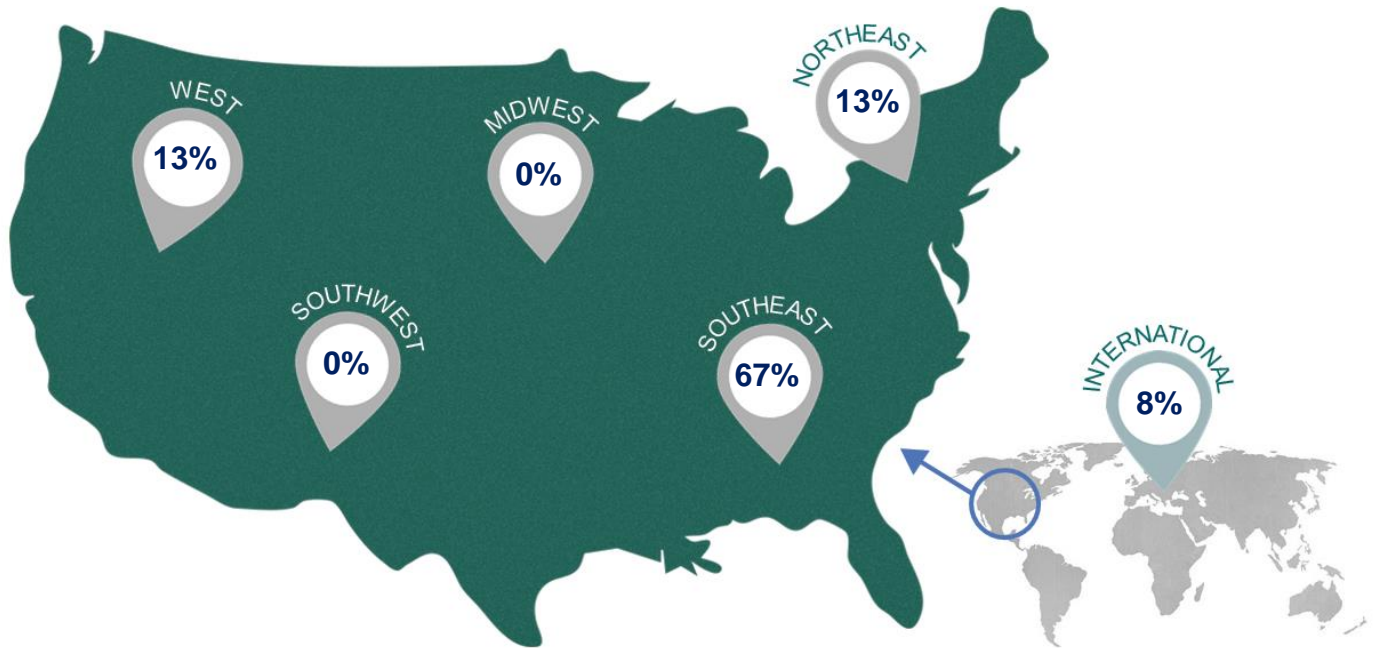


## Starting Salary of Employed Graduates by Employment Sector

Employment Sector	% of Employed Graduates	Median Salary Range
University or Research Institute (Academic)	23%	\$40,000 - \$49,999
Government (State, Local, Federal)	39%	\$50,000 - \$59,999
Hospital or Health Care Delivery Facility	12%	\$70,000 - \$79,999
Nonprofit/NGO	12%	\$40,000 - \$49,999
Proprietary Organization	8%	\$50,000 - \$59,999
Private Practice/Self-Employed	0%	-
Other	8%	\$40,000 - \$49,999

## Region of Employed Graduates

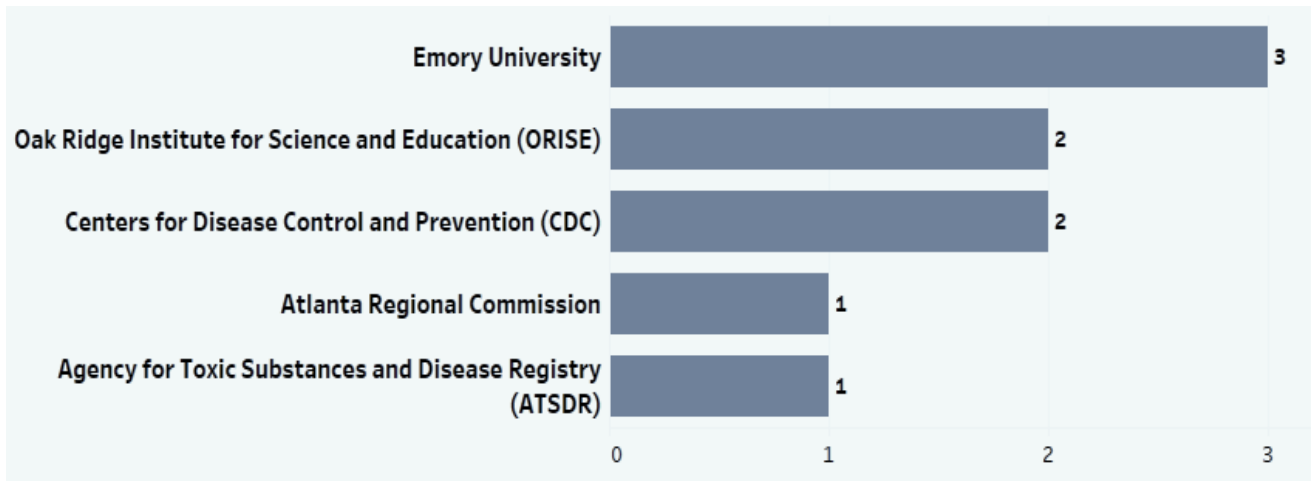
The region in which graduates reported being employed within 12-months post-graduation, along with percentage of employed graduates in the regions are represented below.



Region	% of Employed Graduates	Median Salary Range
International	8%	Not available*
Midwest	0%	-
Northeast	13%	\$60,000 - \$69,999
Southeast	67%	\$50,000 - \$59,999
Southwest	0%	-
West	13%	\$40,000 - \$49,999

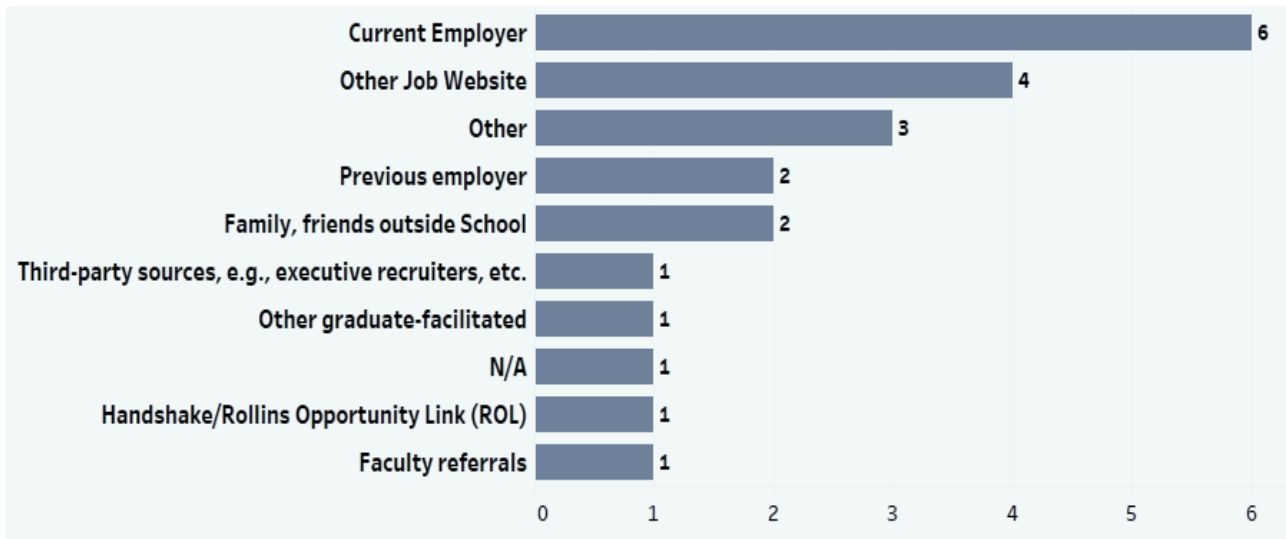
\*There were not enough respondents to determine a median without compromising confidentiality

## Top 5 Employers



Some graduates that identified CDC as their employer may also be ORISE fellows and vice versa

## Job Source



## 2018 Graduate Employers and Job Titles

Name of Employer	Job Title
Agency for Toxic Substances and Disease Registry (ATSDR)	ORISE Fellow
Atlanta Regional Commission	Planner
Center for Pan Asian Community Services (CPACS)	DFC Program Coordinator
Centers for Disease Control and Prevention (CDC)	Medical Officer
	Public Health Advisor
Delta Air Lines	Program Manager
Eastern Research Group, Inc. (ERG)	Environmental Health Scientist
Emory University	Clinical Research Coordinator
	Clinical Research Coordinator II
	Lead research assistant
Emory University, Rollins School of Public Health	Public Health Program Associate
Florida Department of Health in Monroe County	Biological Scientist IV
Georgia Institute of Technology (Georgia Tech)	Occupational Health Professional
Global Alliance for Clean Cookstoves	Environmental Health Associate
Great Wall Securities	Intern Analyst
Harvard T. H. Chan School of Public Health	Epidemiologist 1
Nell Hodgson School of Nursing	Applications Developer/Analyst
Oak Ridge Institute for Science and Education (ORISE)	Environmental Health Scientist
	Surveillance Epidemiologist - CDC
Omega Environmental	Industrial Hygienist
Q <sup>2</sup> Solutions	Data Analyst / SAS Programmer
Revenue Analytics, Inc.	Front Desk Coordinator
University of Colorado Anschutz Medical Campus - Colorado School of PH	Professional Research Assistant
University of Southern California (USC)	Clinical Research Coordinator B
Virginia Department of Health	Epidemiologist Mid-level
Zhuhai CDC	Statistician

## Location of Employed Graduates

Bangkok, Thailand  
Albany, NY  
Atlanta, GA\*  
Aurora, CO  
Boston, MA

Gainesville, FL  
Key West, FL  
Los Angeles, CA\*  
Newport Beach, CA  
Richmond, VA

Shenzhen, China  
Urbana, IL  
Washington, DC\*  
Zhuhai, China

\*Location reported by more than 1 graduate