

OFFICE OF CAREER DEVELOPMENT
EXECUTIVE MPH GRADUATE REPORT
2016



EMORY

ROLLINS
SCHOOL OF
PUBLIC
HEALTH



- ✓ The Executive MPH (EMPH) Class of 2016, with 39 graduates, includes those who graduated in August 2015, December 2015 and May 2016.
- ✓ The graduation information is collected at graduation and the unemployed receive follow-ups at 3, 6 and 11 months post-graduation until employment or continuing education is secured.
- ✓ The information in this report is self-reported survey data provided by the graduate.
- ✓ Data collection for this report was completed in April 2017, at the 11th month after the May 2016 graduation.
- ✓ Information collected includes employment sector, salary range, amount of time spent job searching and number of resumes sent.



Department	Total Graduates	Total Respondents	Response Rate
EMPH	39	39	100%



Survey Respondents' Post-Graduation Employment Status

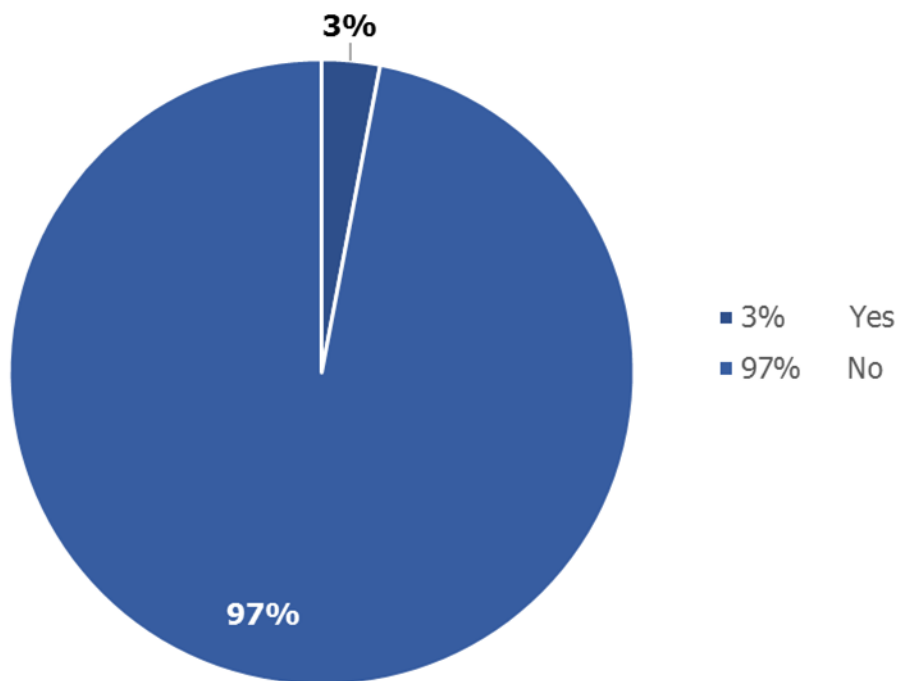
All 39 graduates from the Executive MPH Program provided their post-graduation employment status through the completion of the Graduate Information Survey within the 11-month data collection period.*

Department	# of Graduates in Continuing Education	# of Graduates Not Seeking Work/ Continuing Education	# of Graduates Seeking Work	# of Graduates Employed Full-time/ Part-time	Did Not Respond to Survey (Unknown)	Total Graduates
Total	1	0	2	36	0	39
Rate	3%	0%	5%	92%	0%	100%

*The data captured in the table above is required by the Council on Education for Public Health (CEPH).

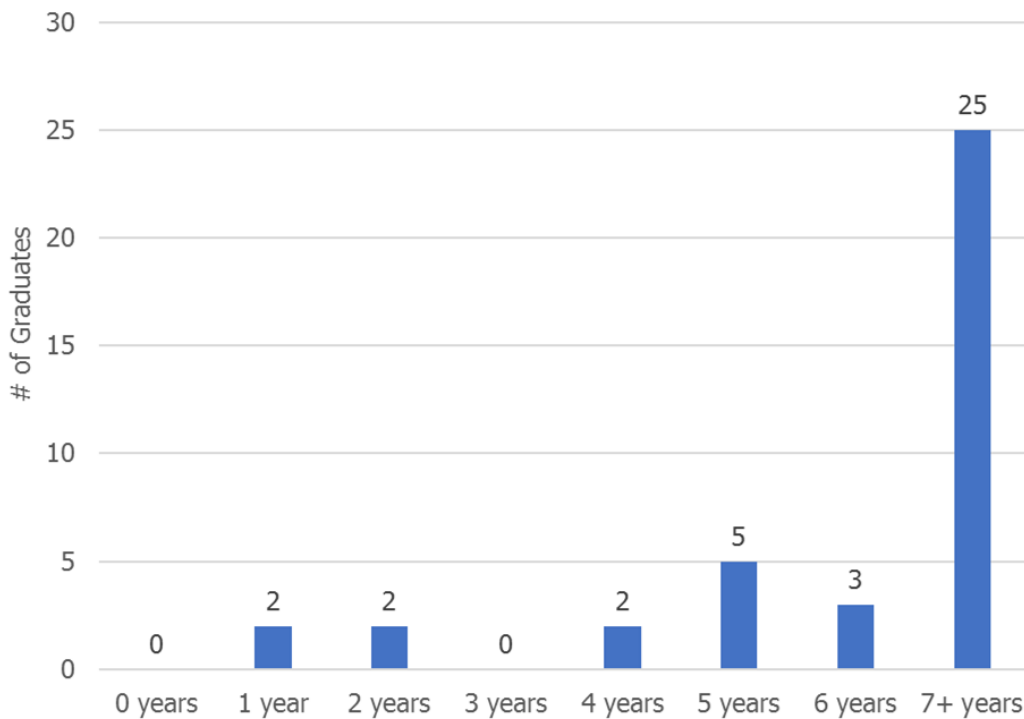
International Student Status (N = 39)

This chart indicates the percentage of international student graduates from the EMPH department with a MPH degree.



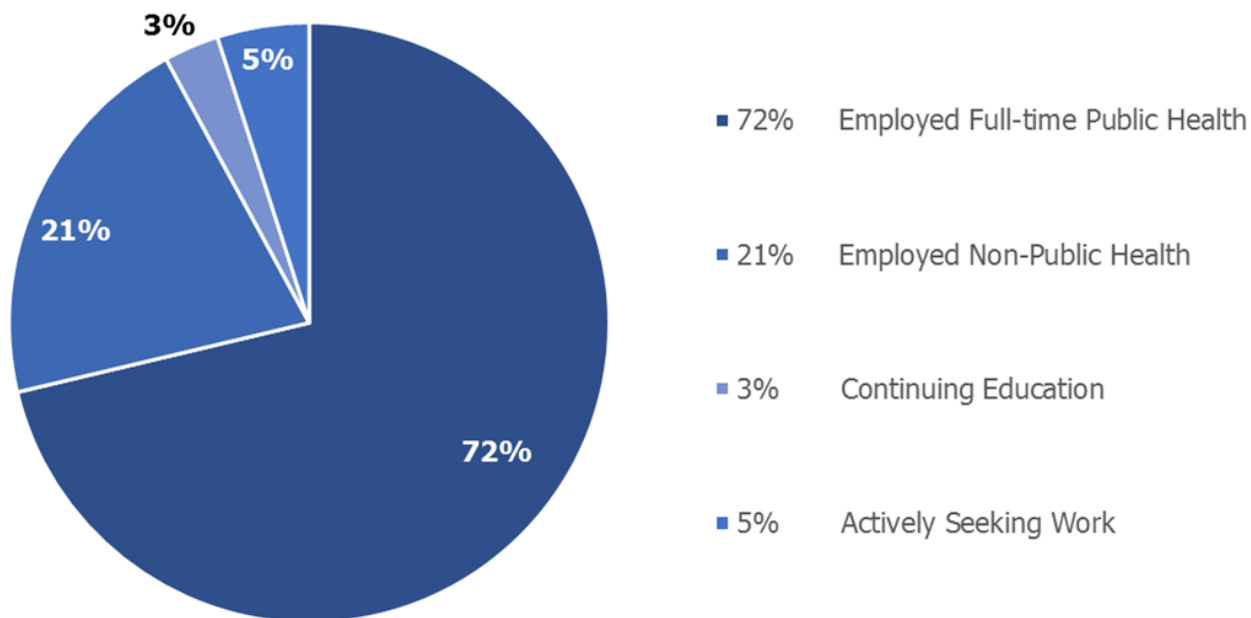
Years of Prior Work Experience (N = 39)

Upon enrolling in the MPH program at the RSPH, 64% of EMPH graduates reported having 7+ years of prior work (public health and non-public health) experience.



Employment Status (N = 39)

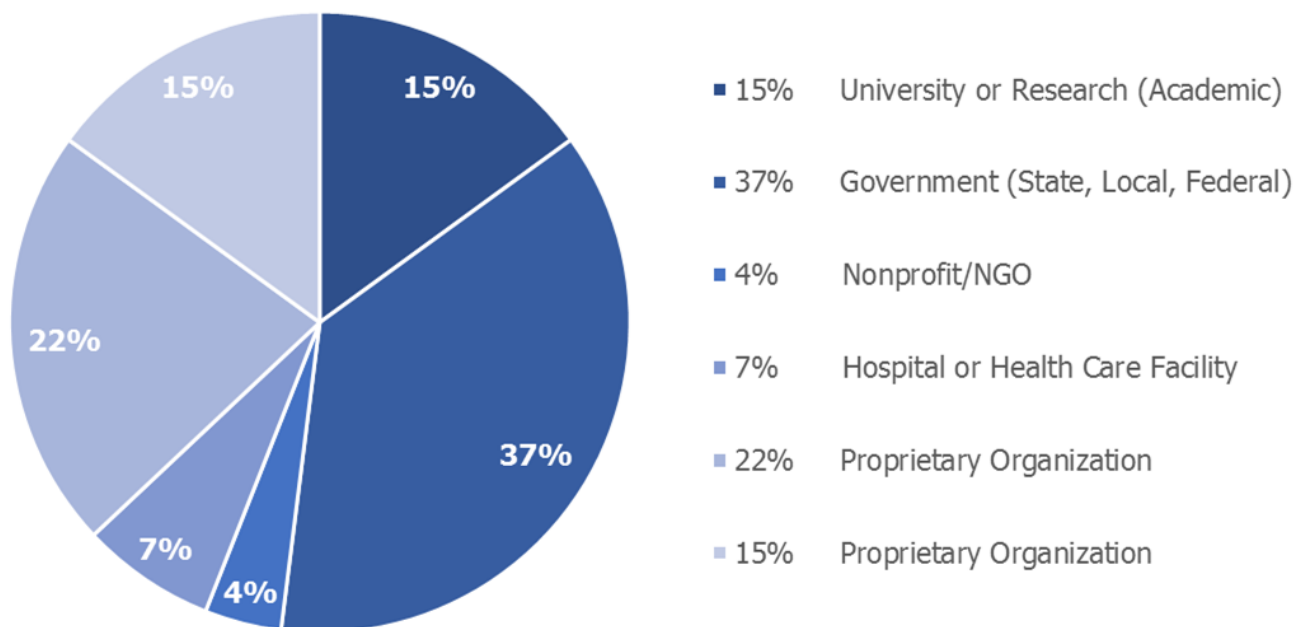
This chart indicates the employment status of the graduated class of 39 within 11-months post-graduation from the EMPH department.



The remainder of this report contains data from graduates reporting securing full-time/part-time employment. There were 36 graduates in the EMPH department reporting securing full-time/part-time employment. Information on employer, sector, title, location and annual starting salary range was provided by 26-27 of the 36.

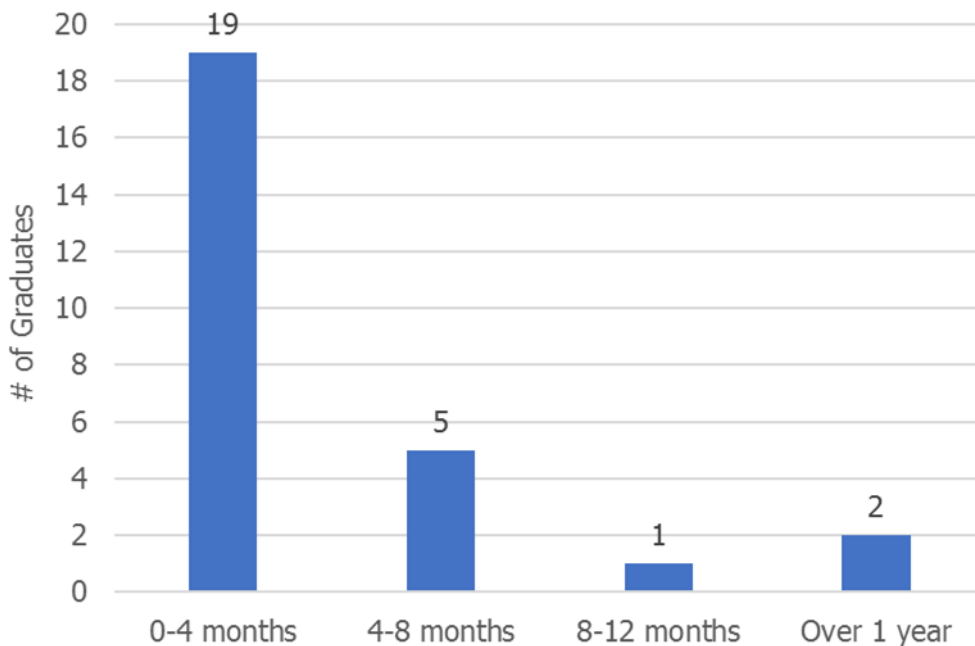
Employment by Sector (N = 27)

Of the 27 reporting graduates that secured employment within 11-months post-graduation, 37% reported being employed with the government (state, local, federal) agency.



Job Search Period (N = 27)

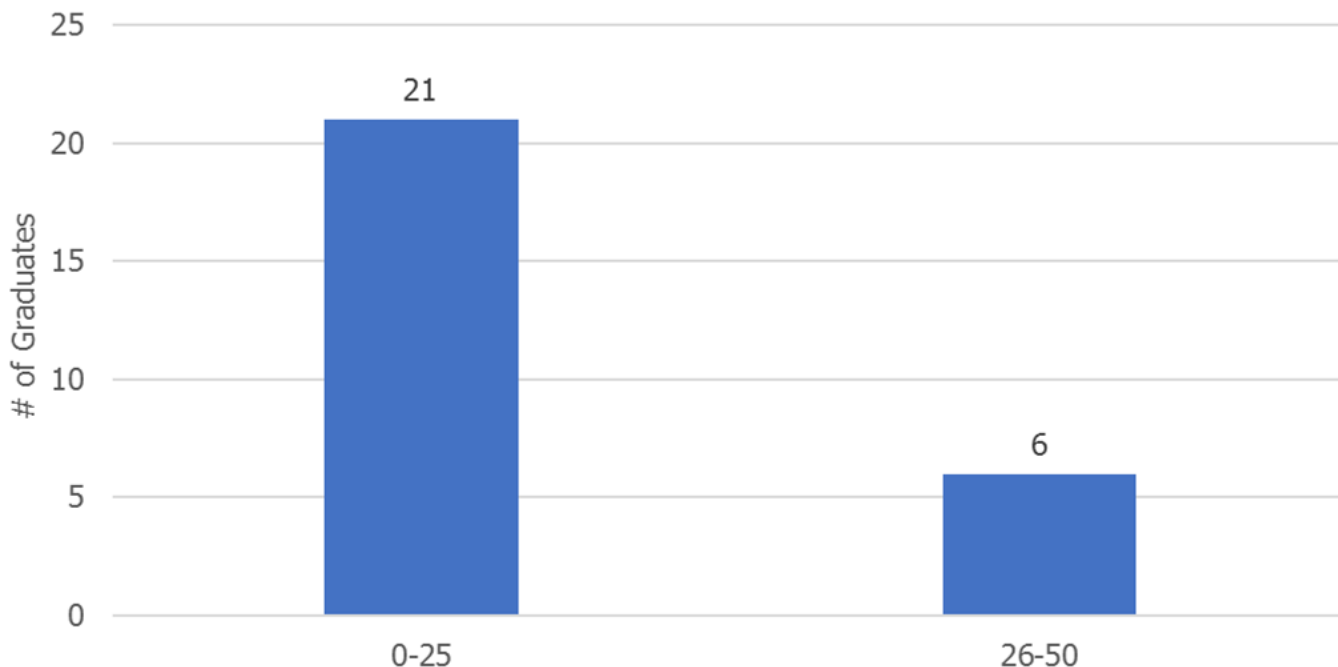
Within the first 4 months of starting the job search, 70% secured employment.*



*Many graduates begin seeking employment in the months prior to graduation.


Number of Resumes Sent Out (N = 27)

During the job search period, 78% of graduates sent out no more than 25 resumes (average job search period is shown in the graph above).



Salary Range of Employed Graduates (N = 27)

The median starting annual salary range reported by EMPH graduates securing full-time/part-time employment is \$60,000—\$69,999.



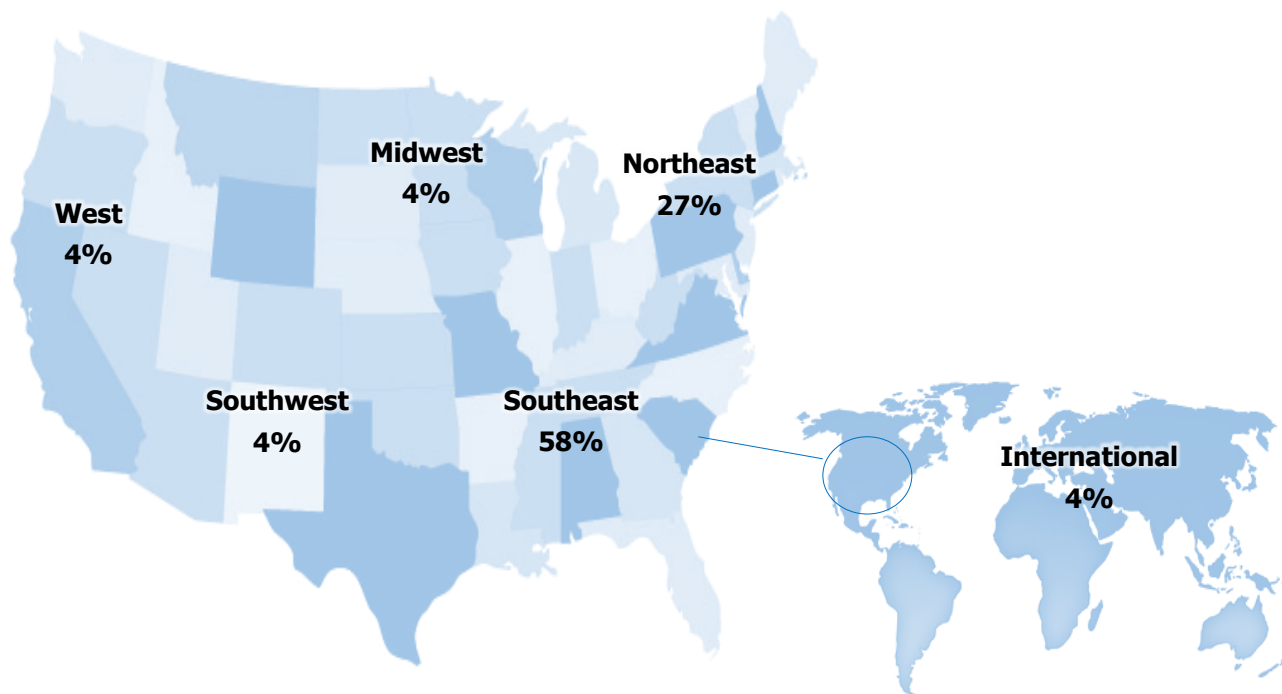
Median Salary Range by Employment Sector (N = 27)

Employment Sector	% of Employed Graduates	Median Salary Range
University or Research Institute (Academic)	15%	\$50,000—\$59,999
Government (State, Local, Federal)	37%	\$60,000—\$69,999
Hospital or Health Care Delivery Facility	7%	Not Available*
Other	15%	\$60,000—\$69,999
Proprietary Organization	22%	\$60,000—\$69,999
Nonprofit/NGO	4%	Not Available*

*There were not enough respondents to determine a median without compromising confidentiality.

Region of Employed Graduates (N = 26)

The region where the 26 graduates reported being employed in within 11-months post-graduation, along with percentage of employed graduates in the regions are represented below.



Region	# of Employed Graduates	% of Employed Graduates	Median Salary Range
International	1	4%	Not Available*
Midwest	1	4%	Not Available*
Northeast	7	27%	\$60,000—\$69,999
Southeast	15	58%	\$70,000—\$79,999
Southwest	1	4%	Not Available*
West	1	4%	Not Available*

*There were not enough respondents to determine a median without compromising confidentiality.

2016 Graduate Employers and Job Titles (N = 26)

The organization name and job title for the 26 graduates that reported this information appears in the table below.

ORGANIZATION NAME	JOB TITLE
Aetna	Product Manager
Athenahealth	Project Associate
Avalere Health	Senior Associate
BioPoint	Consultant
Booz Allen Hamilton	Staff Scientist
Carter Consulting, Inc	Genetic Analyst
CDC Foundation	Program Coordinator
Centers for Disease Control and Prevention (CDC)	Career Epidemiology Field Officer
	Health Scientist
	Bioinformatician
Covance	Project Manager
DC Department of Health	Data Analyst
Emory University	Research Project Coordinator
Georgia Department of Public Health	Environmental Health Specialist III
Health Alliance Plan	Contract Reimbursement Analyst
Health Law & Policy Institute	Research Professor
Maximus	Biostatistician
NYC Department of Health and Mental Hygiene	Project Officer
Omnicare, inc.	Pharmacist
Pharmaceutical Product Development	Clinical Research Associate
Philadelphia Department of Public Health	Communications and Policy Coordinator
U.S. Department of Agriculture, Food Safety and Inspection Service	Veterinary Epidemiologist
UF Health Jacksonville	Infection Preventionist
United Nations Development Programme (UNDP)	Medical Officer
University System of Georgia	Associate Professor
Wake Forest University	Physician
Washington Department of Health	IIS Data Quality Specialist

Location of Employed Graduates (N = 26)

Athens, GA	Houston, TX	Salisbury, MD
Atlanta, GA*	Jacksonville, FL	Trinidad and Tobago
Boston, MA	North Carolina	Tumwater, WA
Columbus, GA	Philadelphia, PA	Washington, DC*
Detroit, MI	Queens, NY	Wilmington, NC

*Location reported by more than 1 graduate