

OFFICE OF CAREER DEVELOPMENT
BEHAVIORAL SCIENCES AND HEALTH
EDUCATION GRADUATE REPORT 2016



EMORY

ROLLINS
SCHOOL OF
PUBLIC
HEALTH



✓ The Behavioral Sciences and Health Education (BSHE) Class of 2016, with 89 graduates, includes those who graduated in August 2015, December 2015 and May 2016.

✓ The graduation information is collected at graduation and the unemployed receive follow-ups at 3, 6 and 11 months post-graduation until employment or continuing education is secured.

✓ The information in this report is self-reported survey data provided by the graduate.

✓ Data collection for this report was completed in April 2017, at the 11th month after the May 2016 graduation.

✓ Information collected includes employment sector, salary range, amount of time spent job searching and number of resumes sent.



| Department | Total Graduates | Total Respondents | Response Rate |
|------------|-----------------|-------------------|---------------|
| BSHE | 89 | 88 | 99% |



Survey Respondents' Post-Graduation Employment Status

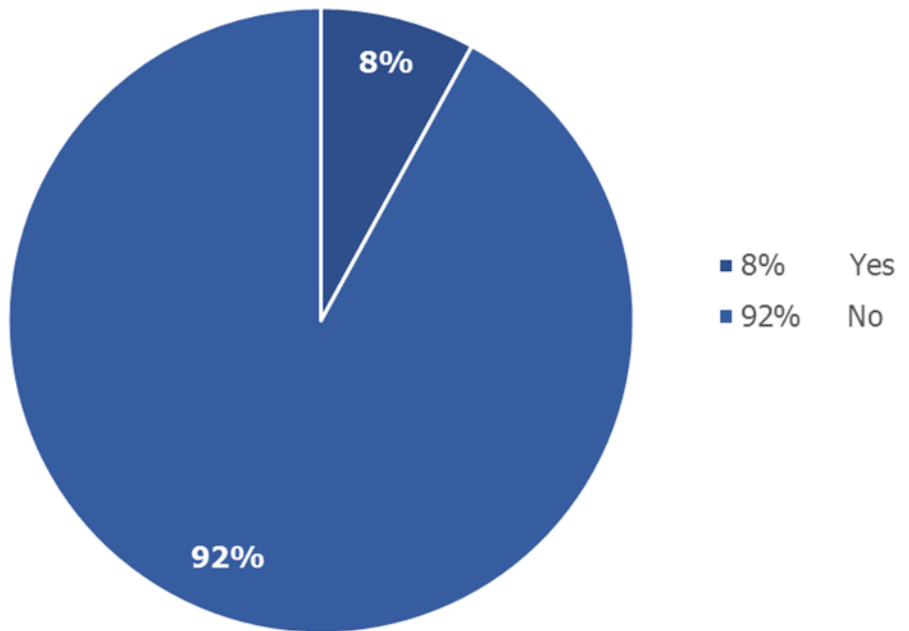
Of the 89 graduates from the Behavioral Sciences and Health Education Department, 88 provided their post-graduation employment status through the completion of the Graduate Information Survey within the 11-month data collection period.*

| Department | # of Graduates in Continuing Education | # of Graduates Not Seeking Work/ Continuing Education | # of Graduates Seeking Work | # of Graduates Employed Full-time/ Part-time | Did Not Respond to Survey (Unknown) | Total Graduates |
|------------|--|---|-----------------------------|--|-------------------------------------|-----------------|
| Total | 7 | 1 | 14 | 66 | 1 | 89 |
| Rate | 8% | 1% | 16% | 74% | 1% | 100% |

*The data captured in the table above is required by the Council on Education for Public Health (CEPH).

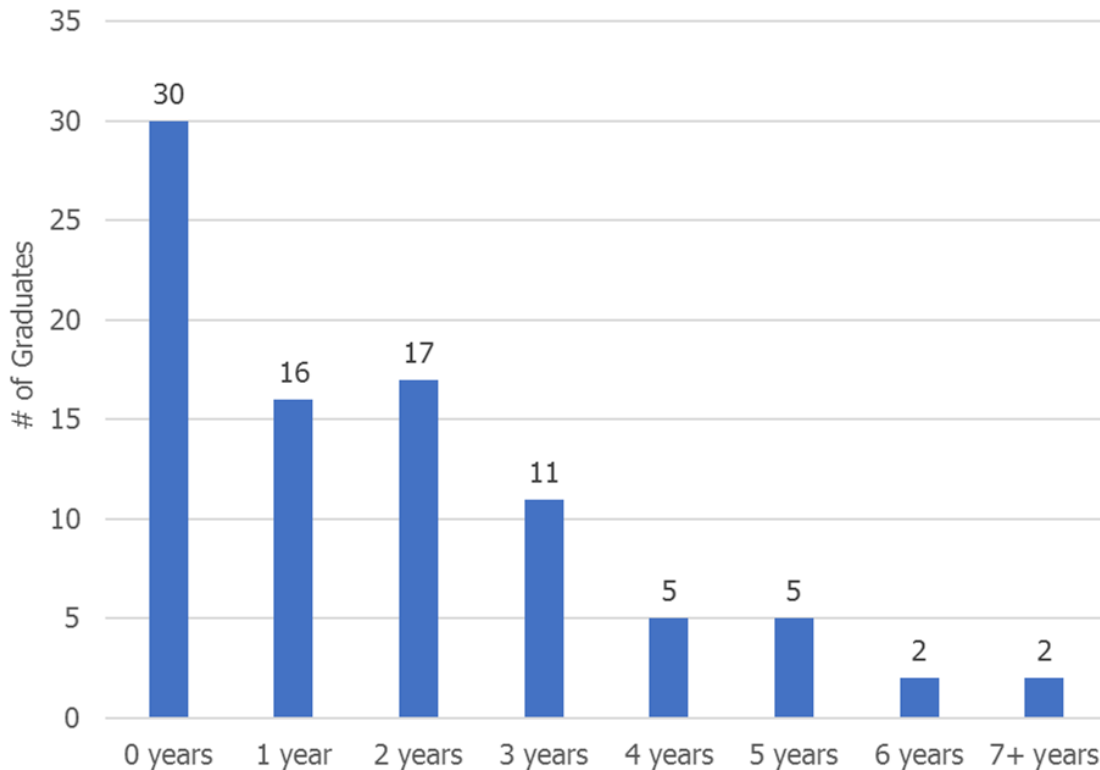
International Student Status (N = 89)

This chart indicates the percentage of international student graduates from the BSHE department with a MPH degree.



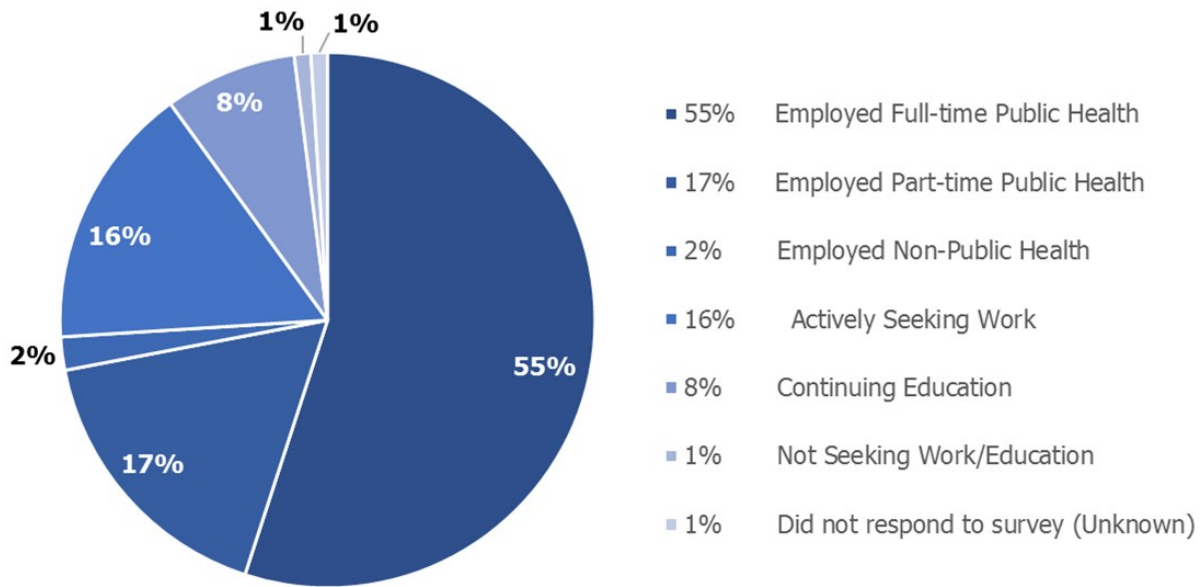
Years of Prior Work Experience (N = 88)

Upon enrolling in the MPH program at the RSPH, 35% of BSHE graduates reported having 0 years of prior work (public health and non-public health) experience.



Employment Status (N = 89)

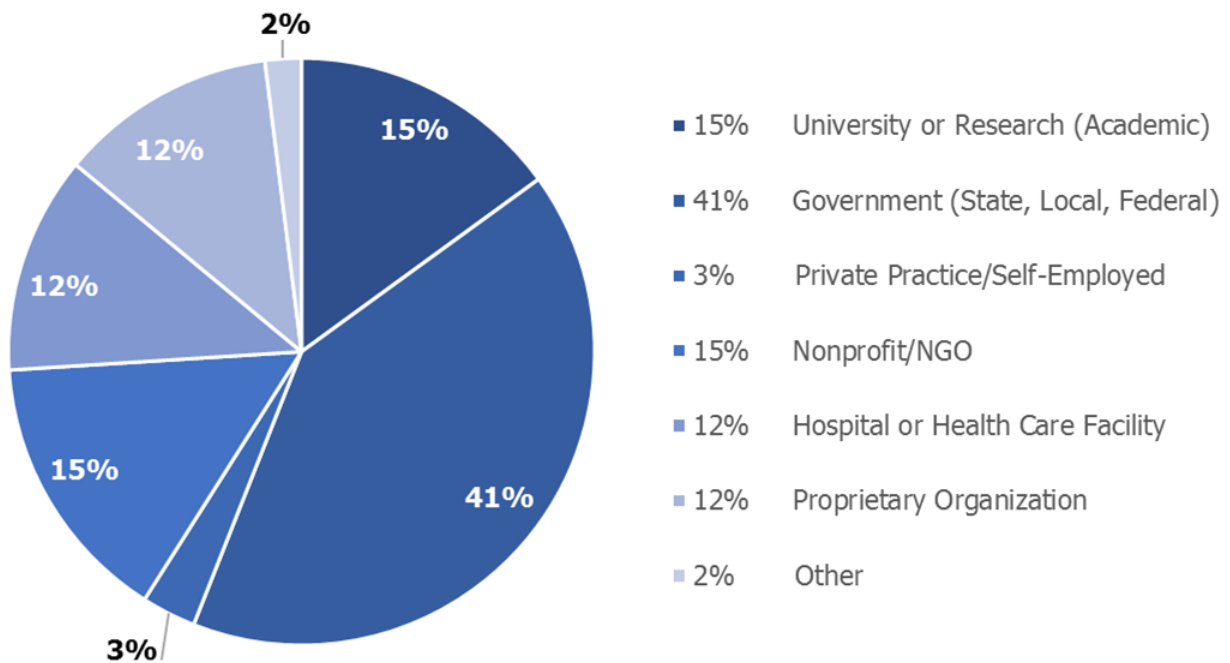
This chart indicates the employment status of the graduated class of 89 within 11-months post-graduation from the BSHE department.



The remainder of this report contains data from graduates reporting securing full-time/part-time employment. There were 66 graduates in the BSHE department reporting securing full-time/part-time employment. Information on employer, sector, title, location and annual starting salary range was provided by 59 of the 66.

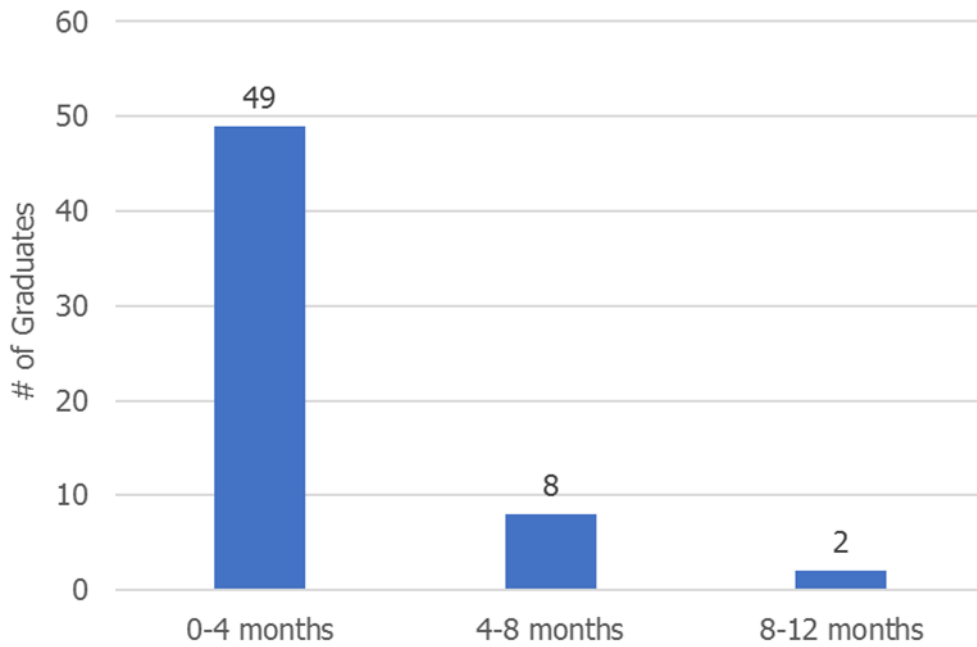
Employment by Sector (N = 59)

Of the 59 reporting graduates that secured employment within 11-months post-graduation, 41% reported being employed with the government (state, local, federal) agency.



Job Search Period (N = 59)

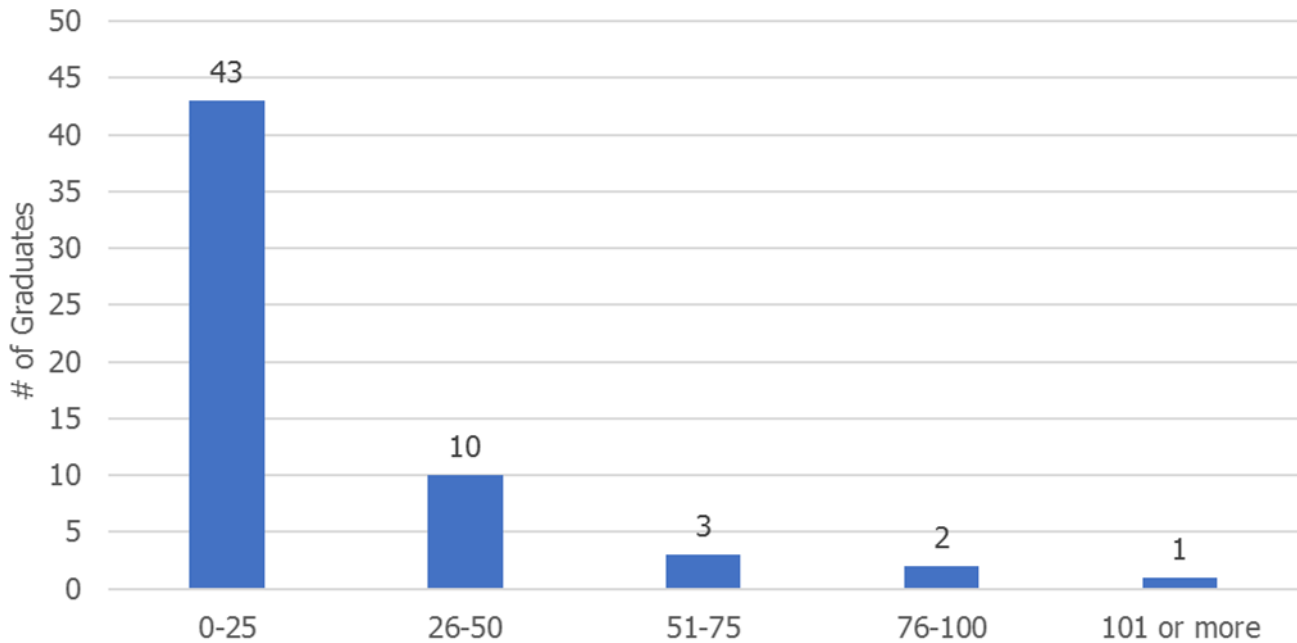
Within the first 4 months of starting the job search, 83% secured employment.*



*Many graduates begin seeking employment in the months prior to graduation.

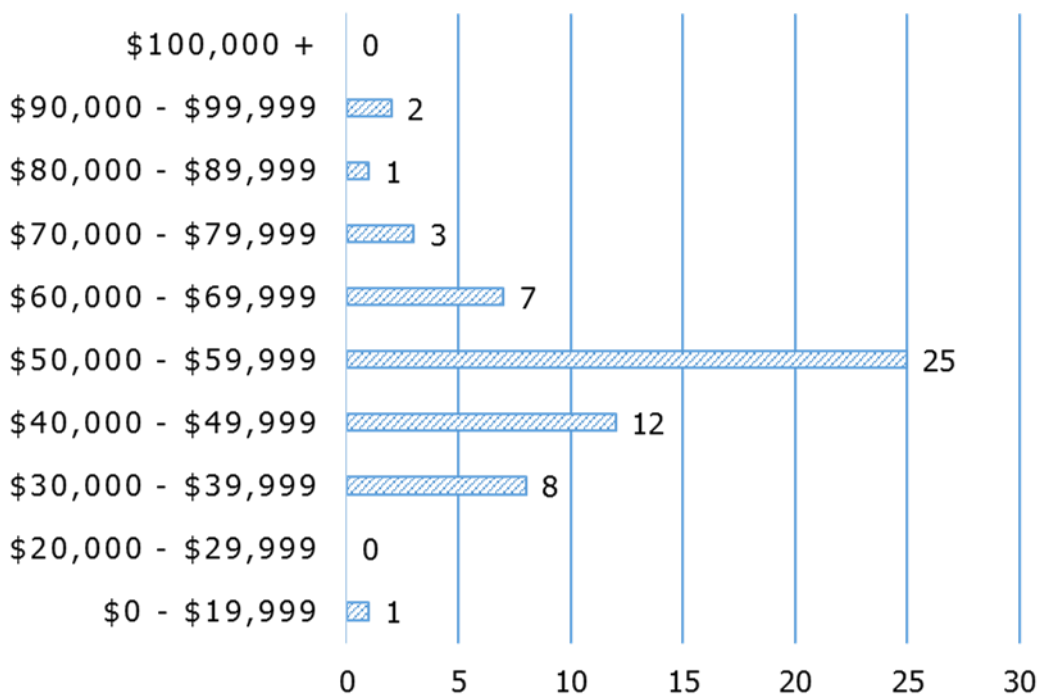
Number of Resumes Sent Out (N = 59)

During the job search period, 73% of graduates sent out no more than 25 resumes (average job search period is shown in the graph above).



Salary Range of Employed Graduates (N = 59)

The median starting annual salary range reported by BSHE graduates securing full-time/part-time employment is \$50,000—\$59,999.



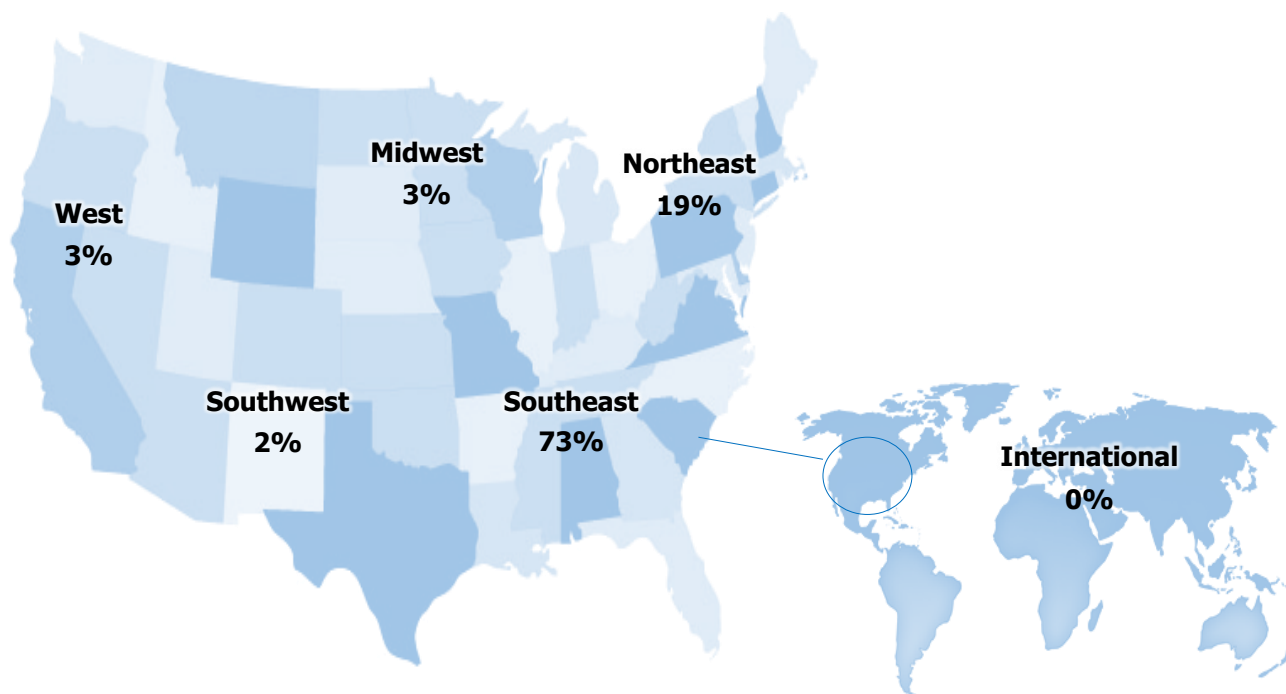
Median Salary Range by Employment Sector (N = 59)

| Employment Sector | % of Employed Graduates | Median Salary Range |
|---|-------------------------|---------------------|
| University or Research Institute (Academic) | 15% | \$40,000—\$49,999 |
| Government (State, Local, Federal) | 41% | \$50,000—\$59,999 |
| Hospital or Health Care Delivery Facility | 12% | \$50,000—\$59,999 |
| Nonprofit/NGO | 15% | \$50,000—\$59,999 |
| Proprietary Organization | 12% | \$60,000—\$69,999 |
| Private Practice/Self-Employed | 3% | Not Available* |
| Other | 2% | Not available* |

*There were not enough respondents to determine a median without compromising confidentiality.

Region of Employed Graduates (N = 59)

The region where the 59 graduates reported being employed in within 11-months post-graduation, along with percentage of employed graduates in the regions are represented below.



| Region | # of Employed Graduates | % of Employed Graduates | Median Salary Range |
|-----------|-------------------------|-------------------------|---------------------|
| Midwest | 2 | 3% | Not Available* |
| Northeast | 11 | 19% | \$50,000—\$59,999 |
| Southeast | 43 | 73% | \$50,000—\$59,999 |
| Southwest | 1 | 2% | Not Available* |
| West | 2 | 3% | Not Available* |

*There were not enough respondents to determine a median without compromising confidentiality.

2016 Graduate Employers and Job Titles (N = 59)

The organization name and job title for the 59 graduates that reported this information appears in the table below.

| ORGANIZATION NAME | JOB TITLE |
|---|---|
| *Temp Job | Data Consultant |
| ASPPH/EPA Fellowship Program | Fellow |
| Avalere | Senior Associate |
| Battelle | Health Researcher |
| Booz Allen Hamilton | Healthcare Analyst |
| Boys & Girls Clubs of America | Director |
| | Director, Health & Wellness |
| Carter Consulting Inc | Program Analyst |
| | Public Health Advisor Associate Fellow |
| | Health Communications Specialist ORISE Fellow |
| | ORISE Fellow (7) |
| | Health Communications |
| Centers for Disease Control and Prevention (CDC) | Public Health Analyst |
| | Behavioral Scientist |
| | ORISE Evaluation Fellow |
| | Health Scientist |
| | Evaluation ORISE Fellow |
| | Public Health Advisor |
| Deloitte | Consultant |
| Eagle Medical Services, LLC | Writer/Editor |
| Emory Prevention Research Center | Graduate Research Assistant |
| | Program Coordinator |
| Emory University | Research Specialist, Sr |
| | Public Health Program Associate (2) |
| Emory University, Department of Human Genetics | Research Project Coordinator |
| | Project Coordinator |
| Emory University, Rollins School of Public Health, PRISM Health | Public Health Program Associate |
| Evicore Healthcare | Data Analyst |
| Grady Health Systems | Program Coordinator |
| Grant Thornton Healthcare Advisory | Experienced Healthcare Advisory Consultant |
| Healthy Futures of Texas | Health Educator |
| JBS International | Technical Assistance Manager |
| Jobs For Life | Measurement and Evaluation Fellow |
| Johns Hopkins Medical Center | Administrative Fellow |
| Johns Hopkins University | Health Education Specialist |
| Karna, LLC | Health Communication Specialist |
| Lenox Hill Hospital | Program Manager Performance Improvement |
| LiveWell Greenville | Partnership Consultant |

| ORGANIZATION NAME | JOB TITLE |
|--|--|
| Louisville Metro Department of Public Health and Wellness | Analyst |
| National Institute for Children's Health Quality | Project Manager |
| NORC at the University of Chicago | Senior Research Analyst |
| NYU Langone Medical Center | Research Data Associate |
| Oak Ridge Institute for Science and Education (ORISE) Fellowship | ORISE Fellow |
| Park Pride | Volunteer Coordinator |
| Pediatric Therapy Services | Physical Therapist, Supervisor for Aquatic Therapy |
| Robert Wood Johnson Barnabas Health | Educator |
| Shepherd Center | Brain Injury Research Project Coordinator |
| Tennessee Department of Health | Epidemiologist 1 (Immunizations) |
| The Carter Center | Senior Program Associate, Mental Health Program |
| Triage Consulting | Associate Consultant |
| | Associate |
| University of Georgia | Assessment Coordinator |

*Some of the fellows may be on-site at CDC, but the information was not self-reported by the graduate.

Location of Employed Graduates (N = 59)

| | |
|-----------------|--------------------|
| Akron, OH | Nashville, TN |
| Athens, GA | New York City, NY* |
| Atlanta, GA* | Olympia, WA |
| Baltimore, MD* | Raleigh, NC |
| Bethesda, MD | San Antonio, TX |
| Blufton, SC | Washington, DC* |
| Boston, MA | |
| Bradenton, FL | |
| Chamblee, GA* | |
| Decatur, GA | |
| Greenville, SC | |
| Gresham, OR | |
| Jersey City, NJ | |
| Louisville, KY | |
| McLean, VA | |

*Location reported by more than 1 graduate