

ANNUAL REPORT 2015-2016



**Office of Career Development
Rollins School of Public Health
Emory University**

1518 CLIFTON ROAD NE
GRACE CRUM ROLLINS BUILDING
ATLANTA, GEORGIA 30322

PHONE: 404-727-9957
EMAIL: RSPHCAREERDEV@EMORY.EDU
WEB: WWW.SPH.EMORY.EDU/CAREERS



TABLE OF CONTENTS

■ EXECUTIVE SUMMARY	3
■ OFFICE VISIT VOLUME	4
■ TECHNOLOGIES	7
■ FEATURED SERVICES	8
■ CAREER FAIR EMPLOYERS	9
■ EVENTS OVERVIEW	10
■ GRADUATE EMPLOYMENT	13


EXECUTIVE SUMMARY

The annual report of the Rollins School of Public Health Office of Career Development presents information on the current status of individual career counseling sessions, events and activities of the Office of Career Development. The current overview for the academic year from June 2015 to May 2016 provides recent overarching trends and accomplishments, while other segments of the report focus on specific outcomes from particular activities.



The Office held a total of 1599 career counseling sessions with students and alumni.

More on page 4.



The Office is dedicated to providing quality events and services to aid in the career development of students and alumni.



The Office held a total of 93 events during the 2015-2016 academic year.

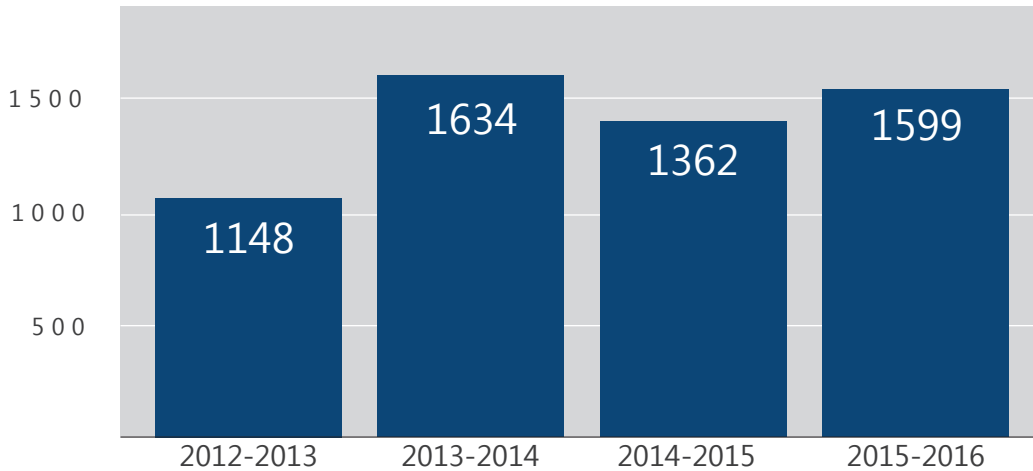
More on page 10.

CAREER COUNSELING SESSIONS

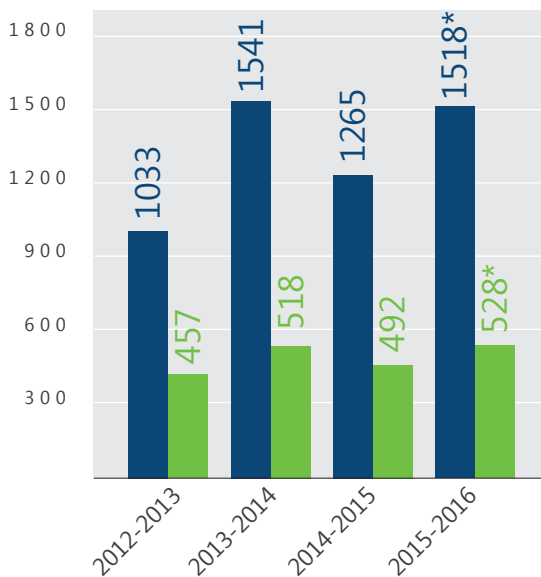
During the 2015-2016 academic year, the Office of Career Development held appointments with 521 degree seeking MPH/MSPH students, 60 alumni, 5 PhD students, 1 dual-degree (DPT-MPH) student, and 1 non-degree seeking student. The top reasons for the office visits were for resume or CV review and job search resources. The month with the heaviest visit volume was October 2015 with 204 visits. Of the 521 degree-seeking MPH/ MSPH students, the academic concentrations with the highest visit volume were Epidemiology (25%) and Health Policy and Management (23%).

During the 2015-2016 academic year, the Office of Career Development provided 528* students and 60 alumni a total of 1599 individualized career counseling sessions. Many students and alumni visited the office for individual counseling sessions multiple times.

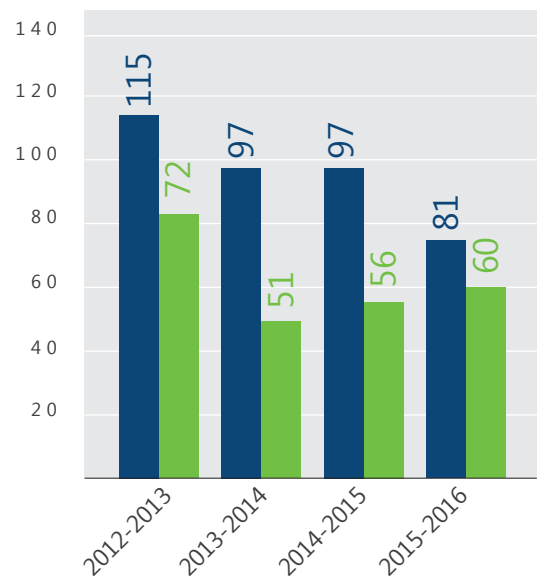
OVERALL VISITS BY ACADEMIC YEAR



STUDENT VISITS







ALUMNI VISITS

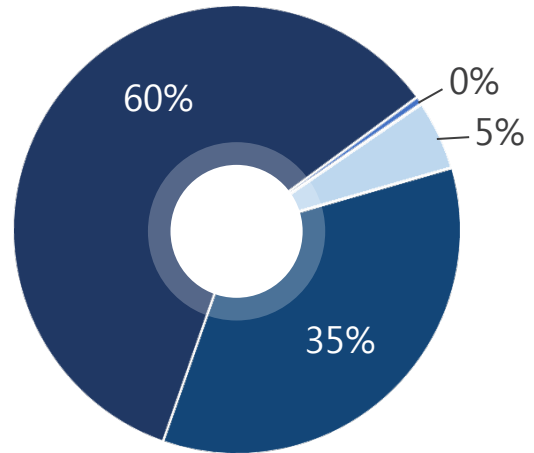


* This includes all MPH/MSPH students, 5 PhD students, 1 dual-degree student, and 1 non-degree seeking student.



VISIT VOLUME BY CLASS

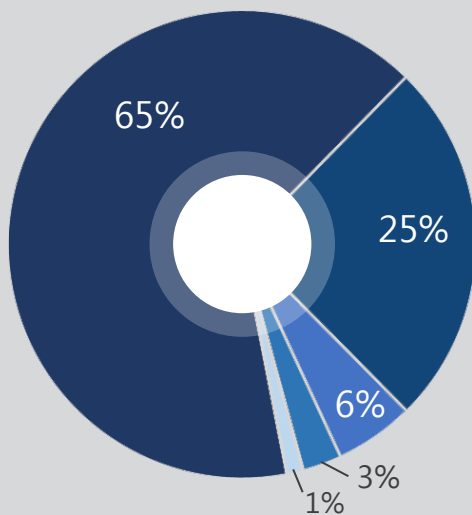
1 st Year MPH/MSPH Students	35% (556)	
2 nd Year MPH/MSPH Students	60% (953)	
Alumni	5% (81)	
Other*	0% (9)	








* Includes PhD students, non-degree seeking and dual-degree students.

VISIT VOLUME BY CONTACT TYPE








The Office of Career Development offers five types of career counseling sessions, including scheduled in-office appointments, mock interviews, telephone sessions, email correspondence, and walk-in sessions.

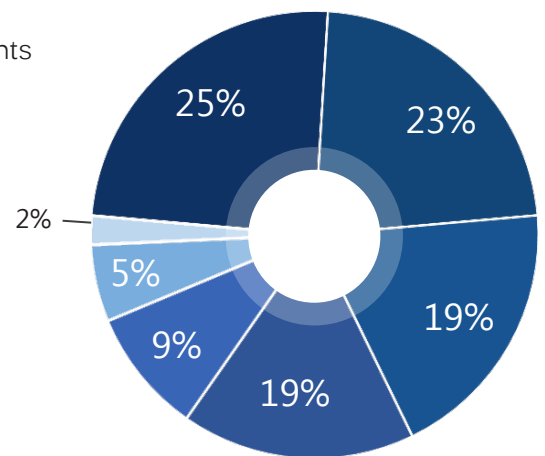


	65% (1046)	Appointments
	25% (404)	Walk-Ins
	6% (88)	Email
	3% (43)	Mock Interviews
	1% (18)	Telephone

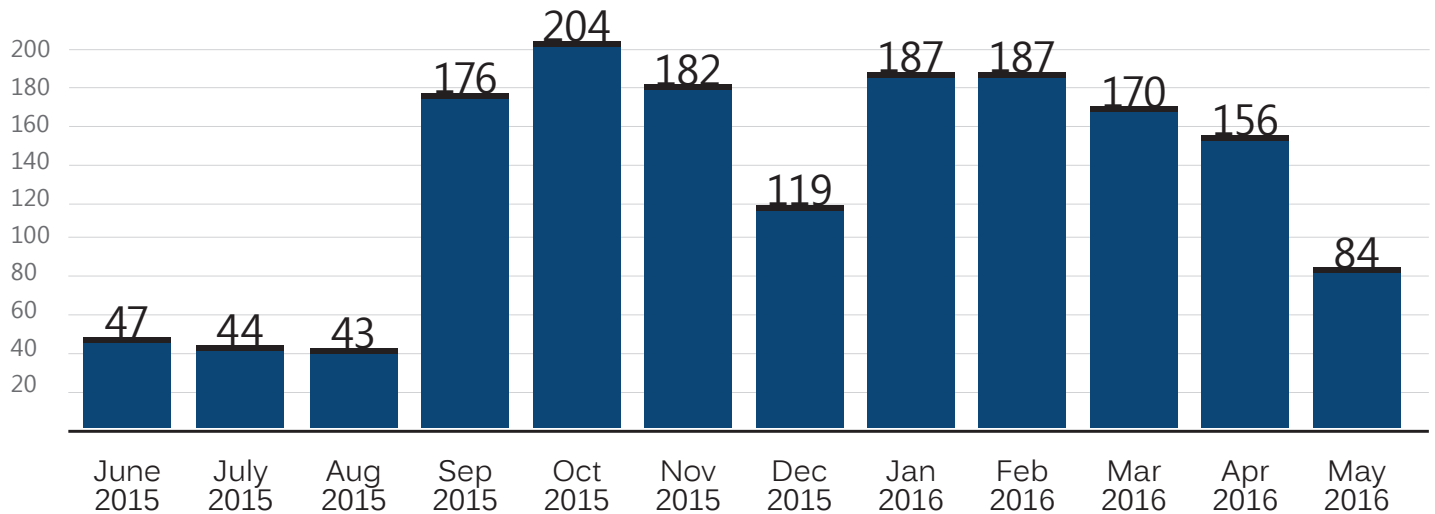
VISIT VOLUME BY DEPARTMENT

Below is a representation of the 521 unique degree-seeking students who visited the Office of Career Development at least once.

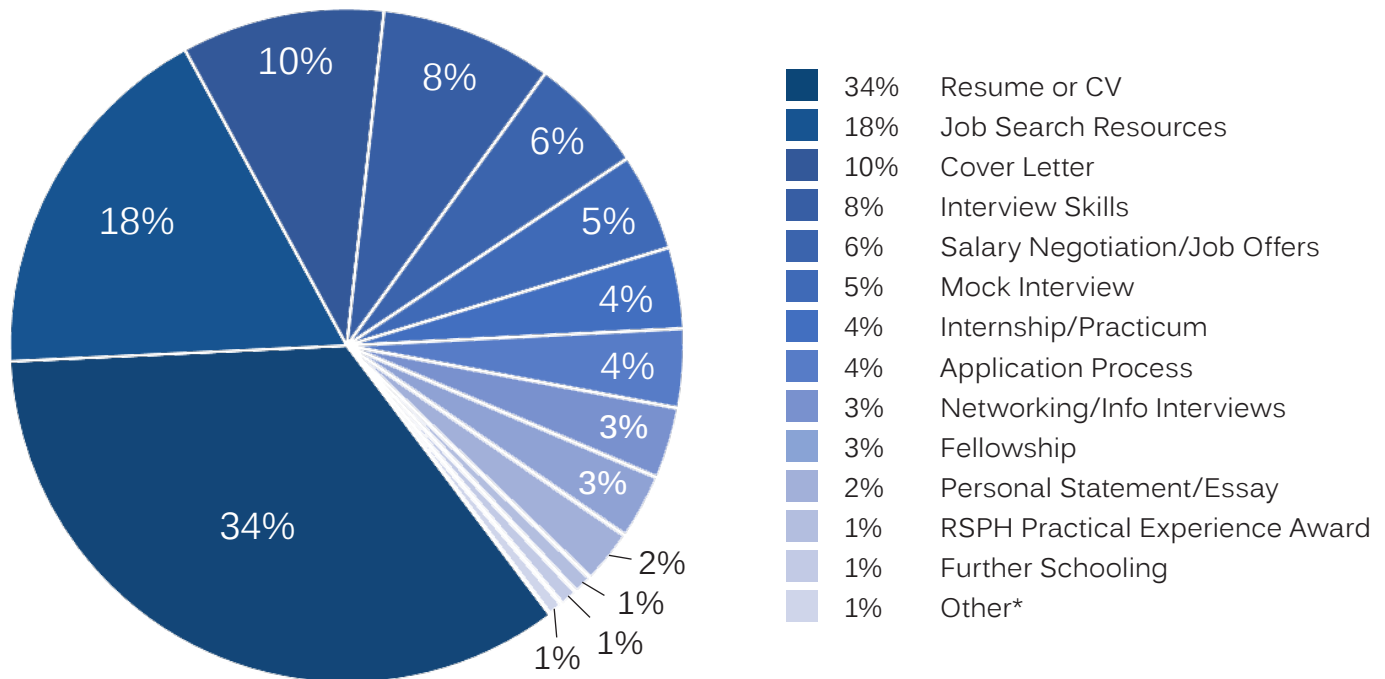
Epidemiology (EPI)	25% (128)	
Health Policy & Management (HPM)	23% (118)	
Behavioral Sciences & Health Education (BSHE)	19% (100)	
Global Health (GH)	17% (88)	
Environmental Health (EH)	9% (47)	
Biostatistics & Bioinformatics (BIOS)	5% (29)	
Executive Master of Public Health (EMPH)	2% (11)	



VISIT VOLUME BY MONTH



VISIT VOLUME BY CONSULTATION TYPE (TOPIC)



* Includes Rollins Opportunity Link assistance, Career Fair Prep, and Contact Referral

OFFICE TECHNOLOGIES

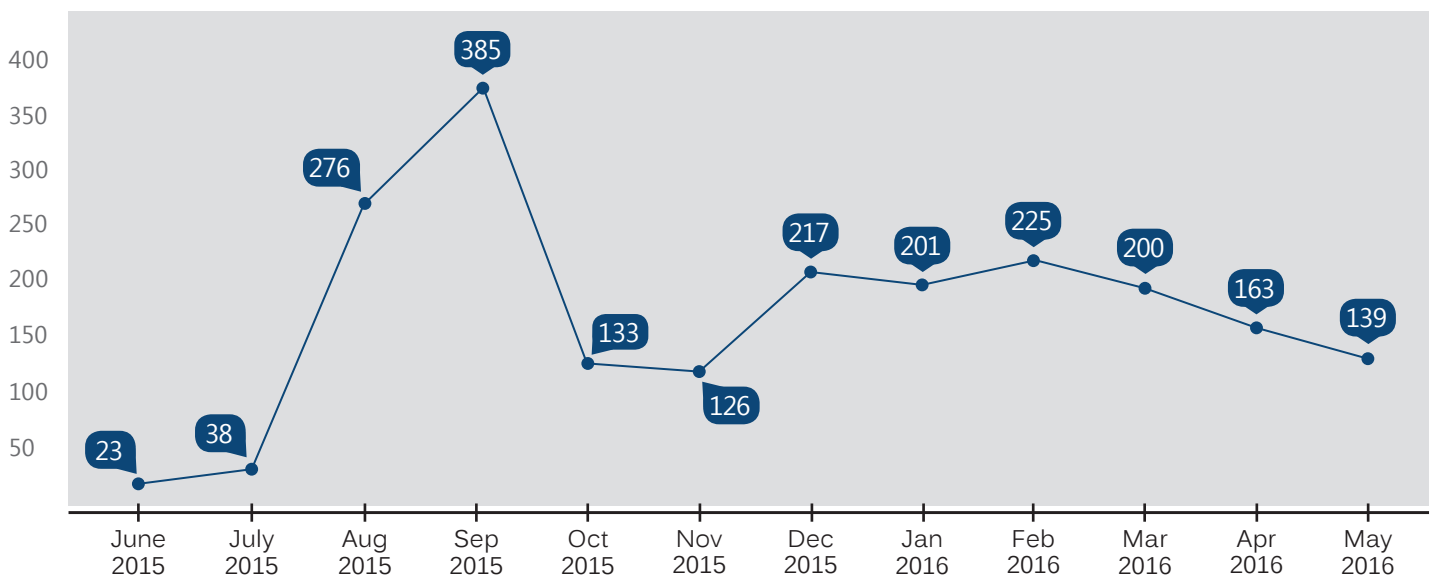
Rollins Opportunity Link

powered by  handshake

The **Rollins Opportunity Link (ROL)**, powered by **Handshake**, is a platform used to post public health-related jobs and create workshops and employer information sessions. It is where students log in to apply to jobs and internships targeted to Rollins students and register for various career development events and workshops.

During the 2015-2016 academic year, a total of 2,126 jobs were posted to the Rollins Opportunity Link (Handshake). Below is a representation of the number of approved and expired job postings by month.

NUMBER OF APPROVED JOBS ON ROL



INTERVIEW STREAM

InterviewStream is an online practice interview tool. Using a webcam, students are able to simulate job interviews by responding to pre-recorded interview questions and practicing both verbal and non-verbal communication skills any time and any place at their convenience.

During the 2015-2016 academic year, 390 interviews were logged by students and alumni.

FEATURED SERVICES

Career Fairs

The Office of Career Development hosts two career fairs each academic year. The Fall 2015 career fair was attended by 37 organizations, 208 students, 1 alumni, and 3 volunteers. For the Spring 2016 career fair, we had participation from 50 organizations, 235 students, 2 alumni, and 2 volunteers. Organizations attended to hire full-time employees, part-time employees, and volunteers.

Networking & Mock Interviews

The Office of Career Development hosted the annual Mock Interview & Networking Night on October 28, 2015, providing 81 students the opportunity to complete two 30-minute interviews with alumni and other public health professionals and gain valuable feedback. A total of 162 mock interviews were conducted. The Office also hosted a Mock Interview Week in March 2016, during which students had the opportunity to be matched with alumni and other public health professionals to conduct phone, Skype, InterviewStream, or in-person interviews. A total of 68 mock interviews, with 46 interviewers and 64 students, were conducted.

Mentoring Program

During the 2015-2016 academic year, the Rollins School of Public Health Mentoring Program provided 105 students with the opportunity to develop a mentor relationship with 101 alumni and other public health professionals. Through this program, students gain a better understanding of public health as practiced in the community, begin to build a professional network, and expand career knowledge and options.

Community Advisory Board

The Community Advisory Board (CAB) has 60 members representing 37 organizations actively engaging with Rollins through mentorship, networking, practicum, and learning opportunities to enhance the educational experience of Rollins students. The Board also meets formally twice a year to provide meaningful and extensive discussion on the critical skills and knowledge necessary for today's public health professionals.

Faculty Advisory Board

The Faculty Advisory Board (FAB) is a collaboration between the Office of Career Development and Rollins faculty and staff members to share communications, events, and resources that enhance the success of Rollins students. The 2015-2016 FAB members consisted of 15 Rollins faculty and staff, with at least one representative from each department.



Participating Organizations at each Career Fair

FALL 2015

Booz Allen Hamilton
Boys & Girls Clubs of America
CARE
Centers for Disease Control & Prevention (CDC)
Childspring International
CHOA, Stephanie V. Blank Center for Safe and Healthy Children
Cobb & Douglas Public Health
Coker Group
Council of State and Territorial Epidemiologists (CSTE)
DeKalb County Board of Health
Deloitte
Dixon Hughes Goodman LLP
Emory Centers for Training and Technical Assistance
Emory Medicine Office of Development Programs
Emory University Environmental Health & Safety Office
Emory University Office of Health Promotion
Georgia Department of Agriculture
Georgia Department of Public Health
Georgia Refugee Health and Mental Health
Government Accountability Office
Grant Thornton
Healthy Mothers, Healthy Babies Coalition of Georgia
Hemophilia of Georgia
HERCULES Exposome Research Center
International Rescue Committee in Atlanta
Jerusalem House, Inc.
Karna LLC
Manna Project International
MedShare
Peace Corps
Prevent Blindness Georgia
PRISM (Programs, Research, Innovation in Sexual Minority Health)
Rollins Earn And Learn (REAL) Program
Rotary District 6900 Global Grant Scholarship Program
Rwanda Zambia HIV Research Group
Southeastern Primary Care Consortium, Atlanta AHEC
Urban Health Initiative

Ahimsa House
American Cancer Society
American Diabetes Association
Battelle Memorial Institute
Boys & Girls Clubs of America
CARE
Centers for Disease Control & Prevention (CDC)
Childspring International
Coker Group
DeKalb County Board of Health
Emory Centers for Training and Technical Assistance
Emory Healthy Aging Study
Emory Medicine Office of Development Programs
Emory University Environmental Health & Safety Office
Emory University Office of Health Promotion
Emory University School of Medicine Strategic Initiatives
GEMMA Fund
Georgia Department of Agriculture
Georgia Department of Public Health
Georgia Emerging Infections Program
Grant Thornton
Georgia State University Tobacco Center for Regulatory Science
Gwinnett, Newton, and Rockdale County Health Departments
Healthy Mothers, Healthy Babies Coalition of Georgia
Hemophilia of Georgia
ICF International
IHRC, Inc.
International Rescue Committee in Atlanta
J Michael Consulting, LLC
Jerusalem House, Inc.
Karna LLC
Leidos
MDoutlook
MedShare
National Biosafety and Biocontainment Training Program (NBBTP)
Northrop Grumman Corporation
Oak Ridge Associated Universities (ORAU)
Pediatric Biostatistics Core, Emory Department of Pediatrics
Region IV Public Health Training Center
Rollins Earn And Learn (REAL) Program
Rwanda Zambia HIV Research Group
TEKsystems
The Carter Center
Urban Health Initiative
U.S. Government Accountability Office
U.S. Peace Corps
Wellcentive
Willis Towers Watson
Winship Cancer Institute of Emory University, Clinical Trials Office
Yamika Valley Farm Workers Clinic

SPRING 2016



EVENTS OVERVIEW

The Office of Career Development is committed to providing quality services and programs designed to aid Rollins School of Public Health students and alumni in their career development. The opportunities provided by the Office of Career Development are continually updated to ensure students and alumni have a competitive advantage in the public health workforce based on recommendations from alumni and employers working in public health.

EVENT TYPE	NUMBER OF EVENTS	PARTICIPATION
Annual Events	14	1,237*
Career Opportunity Panel Discussions	7	184
Employer Recruitment Presentations	29	1,141
Event Preparation Workshops	3	75
International Students Workshops	3	65
Networking Events	1	100
Professional Development Workshops	8	192
Skill-Based Workshops	30	1,096
TOTAL	95	4,090*

Annual Events	Number of Events	Participation
Community Advisory Board Meetings (Employers only)	2	120*
Community Partnership Celebration	1	124*
EMPH New Student Orientation	1	20
Faculty Advisory Board Meetings	2	35
Fall 2015 Career Fair	1	209
Health Management Mock Interviews	1	43
International Student Orientation	1	109
Mentor Kick-off Breakfast	1	48*
Mock Interview & Networking Night	1	162*
Mock Interview Week	1	110*
PhD Orientation	1	20
Spring 2016 Career Fair	1	237
Total	14	1,237*

* This number represents student and employer participation.

Career Opportunity Panel Discussions	Number of Events	Participation
Is a PhD the right path for me? Panel	1	52
Networking Through the Years Panel	1	17
Pathways to Public Health	3	49
PhD Panel Event	1	24
Presidential Management Fellowship (PMF) Panel	1	42
Total	7	184

Employer Recruitment Presentations	Number of Events	Participation
Advocate Health Care Administrative Fellowship	1	9
American Diabetes Association (ADA)	1	13
Boston Consulting Group: Virtual Session	1	12
Carter Consulting: Career Options in Federal Consulting	1	50
Catholic Relief Services International Development Fellows Program Webinar	1	17
Chenega	1	39
Council of State and Territorial Epidemiologists (CSTE)	2	56
Deloitte: Consulting as a Public Health Career Option	1	120
Deloitte (Summer Associate Positions)	1	76
ECG Healthcare Consulting Webinar	2	27
Epidemic Intelligence Service (EIS)	1	57
Georgia Department of Public Health	1	47
Grant Thornton	1	55
Johns Hopkins Medicine Administrative Fellowship	1	8
Karna, LLC	1	43
LGBTQ and Allies at the Centers for Disease Control & Prevention (CDC)	1	20
Mayo Clinic Webinar	1	3
NORC	1	39
ORISE	2	158
ORISE Fellowship for Zika Response	1	46
Piedmont Healthcare	1	31
PMF Applicant Webinar	1	8
The Carter Center	1	50
U.S. Commissioned Corps	1	48
Wellcentive	1	17
Working at the Centers for Disease Control & Prevention (CDC)	1	92
Total	29	1,141

Event Preparation Workshops	Number of Events	Participation
Career Fair Prep	3	75
Total	3	75



International Students Workshops	Number of Events	Participation
Beyond OPT: What am I going to do now?	1	28
CPT Session	1	11
OPT Session	1	26
Total	3	65

Networking Events	Number of Events	Participation
Dad's Garage Improv Group & Networking Night	1	100
Total	1	100

Professional Development Events	Number of Events	Participation
Ask a Career Coach on the Sky Bridge	3	120
Ask a Career Development Ambassador on the Sky Bridge	1	17
Career Development Ambassadors: Business Clothing Swap	1	9
Career Development Ambassadors: Professional Etiquette	1	8
Career Development: Meet & Greet	1	17
LOFT: Dress for Success	1	21
Total	8	192

Skill-Based Workshops	Number of Events	Participation
Career Planning: 1 st Year in Rollins	1	92
Career Planning: 2 nd Year in Rollins	1	38
Case Interview Prep Workshop	3	78
Deloitte: Case Workshop	2	159
Elevator Speech Workshop	2	44
Emory Medicine Resume Tips Workshop	1	15
Grant Thornton's Excel Workshop	1	34
How to power your career through LinkedIn Webinar	1	22
ICF International: Social Media Etiquette	1	39
Interview Skills Workshop	2	55
Job Search Workshop	2	139
#LandtheJob Resume Cram Session	1	12
Mentoring 101	3	93
Navigating Career Paths in Academia (for PhD students)	1	24
Negotiating Non-Academic Salaries (for PhD students)	1	19
Networking Skills Workshop	1	37
Preparing for an Employer Meeting	1	44
PricewaterhouseCoopers (PwC) Case Workshop	1	10
Resume & Cover Letter Workshops	3	27
Salary Negotiation Workshop	1	115
Total	30	1,096

GRADUATE EMPLOYMENT

CLASS OF 2016

- ▶ The class of 2016, with 528 graduates, includes those who graduated in August 2015, December 2015, and May 2016.
- ▶ The graduation information is collected at graduation, and the unemployed are followed-up with at 3, 6, and 11 months post-graduation until employment is secured.
- ▶ The information in this report was collected from self-reported survey data provided by the graduate.
- ▶ Data collection for this report was completed in April 2017, at the 11th month after the May 2016 graduation.
- ▶ Information collected includes employment sector, salary range, amount of time spent job searching, and number of resumes sent.

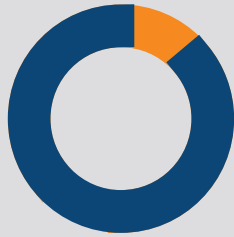
528
TOTAL
GRADUATES

526
TOTAL
RESPONDENTS

100%
RESPONSE
RATE

Department	Total Graduates	Total Respondents	Response Rate
BIOS	20	20	100%
BSHE	89	88	99%
EH	48	48	100%
EMPH	39	39	100%
EPI	138	138	100%
GH	103	102	99%
HPM	91	91	100%
TOTAL	528	526	100%

Graduate Degree Status



- ▶ 93% Master of Public Health (MPH)
- ▶ 7% Master of Science in Public Health (MSPH)

Department	MPH	MSPH	Grand Total
BIOS	4	16	20
BSHE	89	0	89
EH	43	5	48
EMPH	39	0	39
EPI	126	12	138
GH	103	0	103
HPM	85	6	91
TOTAL	489	39	528

International Student Status (N=528)

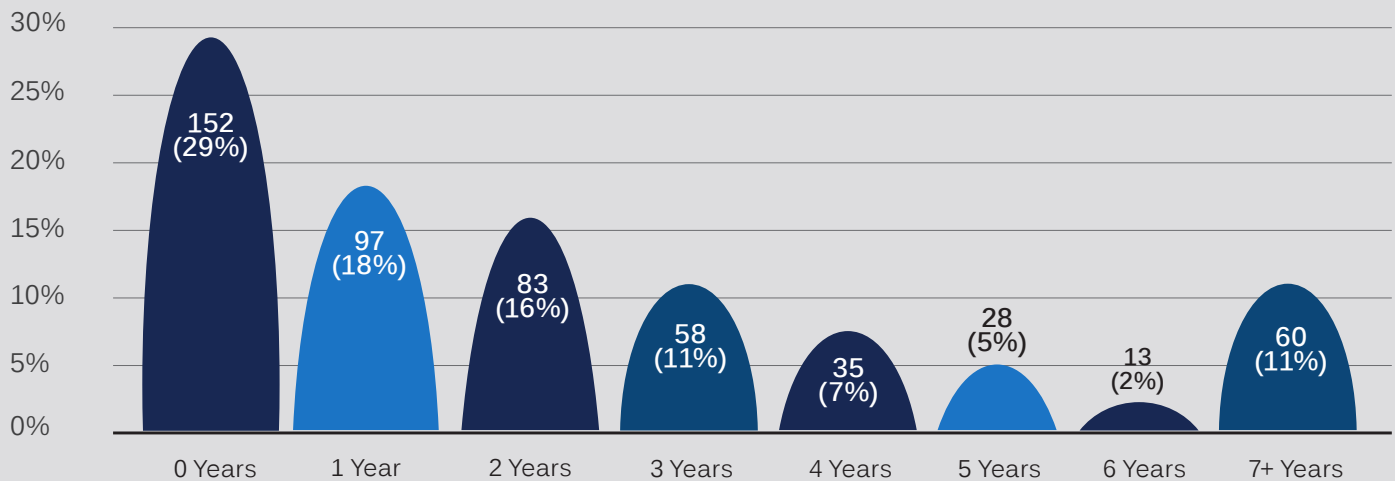
This chart indicates the percentage of international student graduates with a MPH/ MSPH degree.

- Yes 17%
- No 83%



Years of Prior Work Experience (N=526*)

Upon enrolling in the MPH/MSPH program at the RSPH, 152 (29%) graduates reported having zero (0) years of prior work (public and non-public health) experience.



* There were 2 graduates who did not complete the survey.

Survey Respondents' Post-Graduation Employment Status

Of the 528 graduates, 526 provided their post-graduation status through the completion of the Graduate Information Survey. 53 graduates out of 427 who secured employment did not respond to questions about the employing organization. The 11-month post-graduation data analyzed by department is included below. *

Department	# of Graduates in Continuing Education	# of Graduates Not Seeking Work/ Continuing Education	# of Graduates Seeking Work	# of Graduates Employed Full-time/ Part-time	Did Not Respond to Survey (Unknown)	Total Graduates
BIOS	3	0	0	17	0	20
BSHE	7	1	14	66	1	89
EH	5	0	3	40	0	48
EMPH	1	0	2	36	0	39
EPI	9	1	13	115	0	138
GH	5	1	14	82	1	103
HPM	6	0	14	71	0	91
Grand Total	36 (7%)	3 (1%)	60 (11%)	427 (81%)	2 (0%)	528
Among the Repondents	36 (7%)	3 (1%)	60 (11%)	427 (81%)	n/a	526

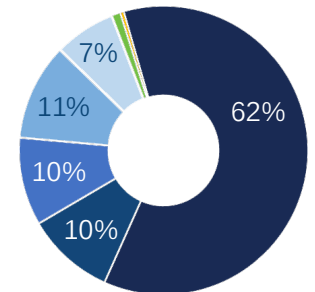
* The data captured in the table above is required by the Council on Education for Public Health (CEPH).

Employment Status

(N=528)

The chart indicates the status of the graduated class of 528.

- Employed Full-time Public Health 62%
- Employed Part-time Public Health 10%
- Employed Non-Public Health 10%
- Actively Seeking Work 11%
- Continuing Education 7%
- Not Seeking Work/Education 1%
- Did not respond to survey (Unknown) 0%

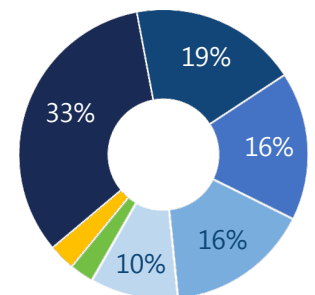


Employment by Sector

(N=374)

Among the 427 graduates employed full-time or part-time, 374 (88%) provided information regarding their employment sector.

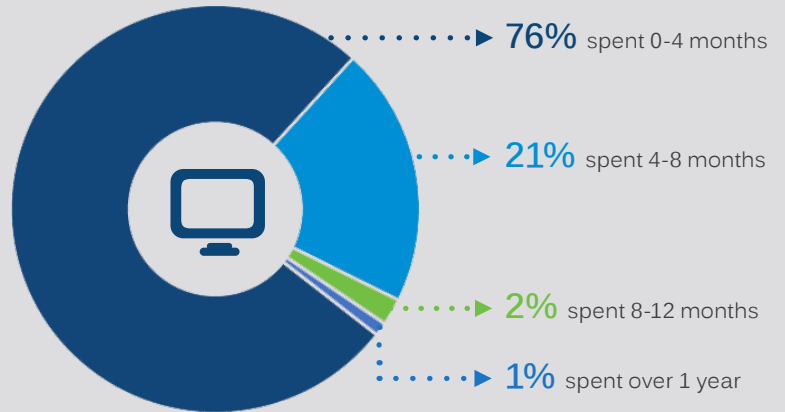
- Government (State, Local, Federal) 33%
- Proprietary Organization* 19%
- University or Research Institute (Academic) 16%
- Nonprofit/NGO 16%
- Hospital or Health Care Delivery Facility 10%
- Private Practice/Self-Employed 3%
- Other 3%



* Includes industry, pharmaceutical, and consulting organizations.

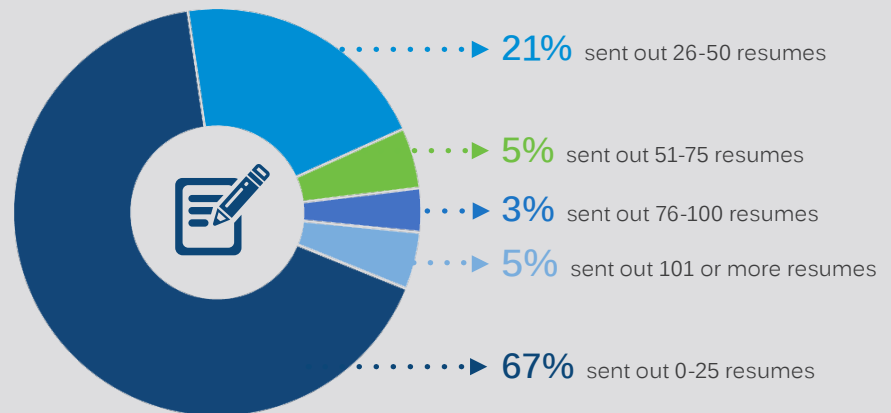
Job Search Period (N=374)

76% of graduates secured employment within the 4 months of starting their job search. Many graduates begin seeking employment in the months prior to graduation.



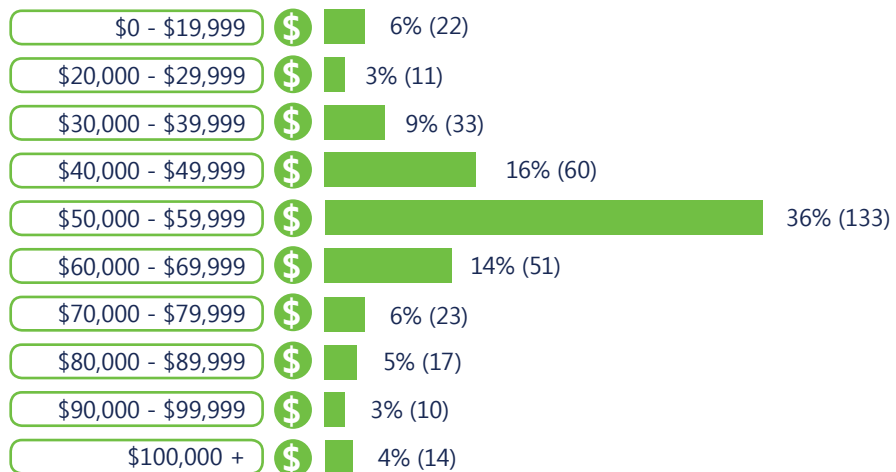
Number of Resumes Sent Out (N=374)

Among the 374 employed graduates who provided information regarding resumes, 67% sent out no more than 25 resumes during their job search.



Salary Range of Employed Graduates (N=374)

The chart represents the 374 graduates who accepted full-time and part-time employment and reported their salary information.



Median Salary of Employed Graduates (N=374)

The average starting salary range of the 374 full-time and part-time employed graduates is \$50,000-\$59,999.


Department	Survey Respondents	Employed Graduates	Graduates Reported Salary Range	Median Salary
BIOS	20	17	16	\$60,000-\$69,999
BSHE	88	66	59	\$50,000-\$59,999
EH	48	40	39	\$50,000-\$59,999
EMPH	39	36	27	\$60,000-\$69,999
EPI	138	115	104	\$50,000-\$59,999
GH	102	82	66	\$50,000-\$59,999
HPM	91	71	63	\$50,000-\$59,999
TOTAL	480	427	374	\$50,000-\$59,999

Median Salary Range by Employment Sector (N=374)

Employment Sector	% of Employed Graduates	Median Salary
Government (State, Local, Federal)	33%	\$50,000-\$59,999
Proprietary Organization	19%	\$60,000-\$69,999
University or Research Institute (Academic)	16%	\$40,000-\$49,999
Nonprofit/NGO	16%	\$50,000-\$59,999
Hospital or Health Care Delivery Facility	10%	\$50,000-\$59,999
Private Practice/Self-Employed	3%	\$60,000-\$69,999
Other	3%	\$50,000-\$59,999

Top 5 Employers (N=374)

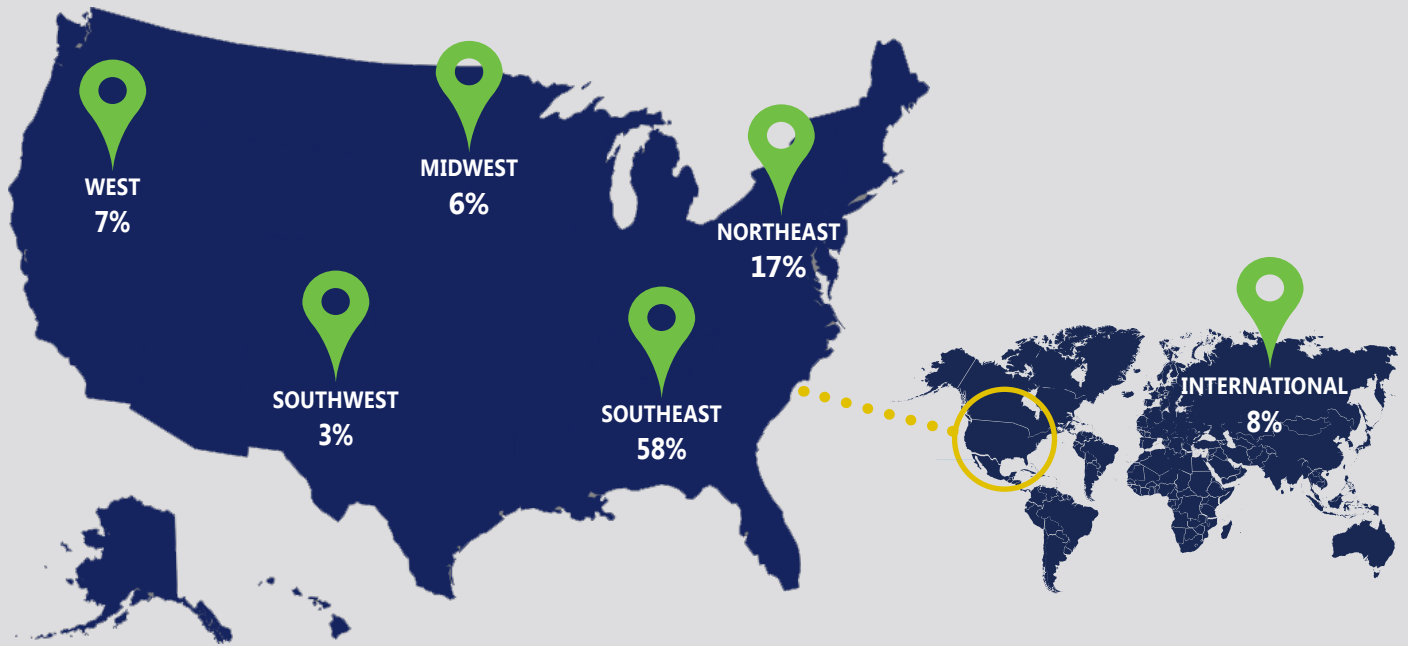
The top 5 employers were identified from the organization names reported by graduates who accepted full-time/part-time employment within 11-months post-graduation.*



* Some graduates who identified CDC as their employer may also be ORISE Fellows and vice versa.

Region of Employed Graduates (N=370)

The region in which the 370 graduates reported being employed within 11-months post-graduation, along with the percentage of employed graduates in the regions are represented below.



Region	# of Employed Graduates	% of Employed Graduates	Median Salary Range
International	30	8%	\$30,000-\$39,999
Midwest	22	6%	\$50,000-\$59,999
Northeast	64	17%	\$50,000-\$59,999
Southeast	216	58%	\$50,000-\$59,999
Southwest	11	3%	\$40,000-\$49,999
West	27	7%	\$60,000-\$69,999



EMORY

ROLLINS
SCHOOL OF
PUBLIC
HEALTH

OFFICE OF CAREER DEVELOPMENT
ROLLINS SCHOOL OF PUBLIC HEALTH
1518 CLIFTON ROAD NE
GRACE CRUM ROLLINS BUILDING, 8TH FLOOR
ATLANTA, GEORGIA 30322
USA

EMAIL
RSPHCAREERDEV@EMORY.EDU

PHONE
404-727-9957